



US00D510915S

(12) **United States Design Patent** (10) **Patent No.:** **US D510,915 S**
Horinouchi et al. (45) **Date of Patent:** **** Oct. 25, 2005**

(54) **OPTOELECTRONIC IC PACKAGE**

2001/0040300 A1 * 11/2001 Huang et al. 257/787
2004/0201987 A1 * 10/2004 Omata 362/230

(75) Inventors: **Shogo Horinouchi**, Fukuoka (JP);
Hideki Ohyama, Fukuoka (JP)

FOREIGN PATENT DOCUMENTS

(73) Assignee: **Matsushita Electric Industrial Co., Ltd.**, Osaka (JP)

JP D1144892 6/2002
JP D1144893 6/2002
JP D1145109 6/2002

(**) Term: **14 Years**

* cited by examiner

(21) Appl. No.: **29/191,603**

Primary Examiner—Stella Reid
Assistant Examiner—Selina Sikder

(22) Filed: **Oct. 10, 2003**

(74) *Attorney, Agent, or Firm*—Brinks Hofer Gilson & Lione

(30) **Foreign Application Priority Data**

Jul. 9, 2003 (JP) 2003-019763

(57) **CLAIM**

(51) **LOC (8) Cl.** **13-03**

The ornamental design for an optoelectronic IC package, as shown and described.

(52) **U.S. Cl.** **D13/182**

(58) **Field of Search** D13/182; 174/52.1;
257/79, 81, 82, 98, 99, 100, 436, 690; 362/800;
385/92; 438/29

DESCRIPTION

(56) **References Cited**

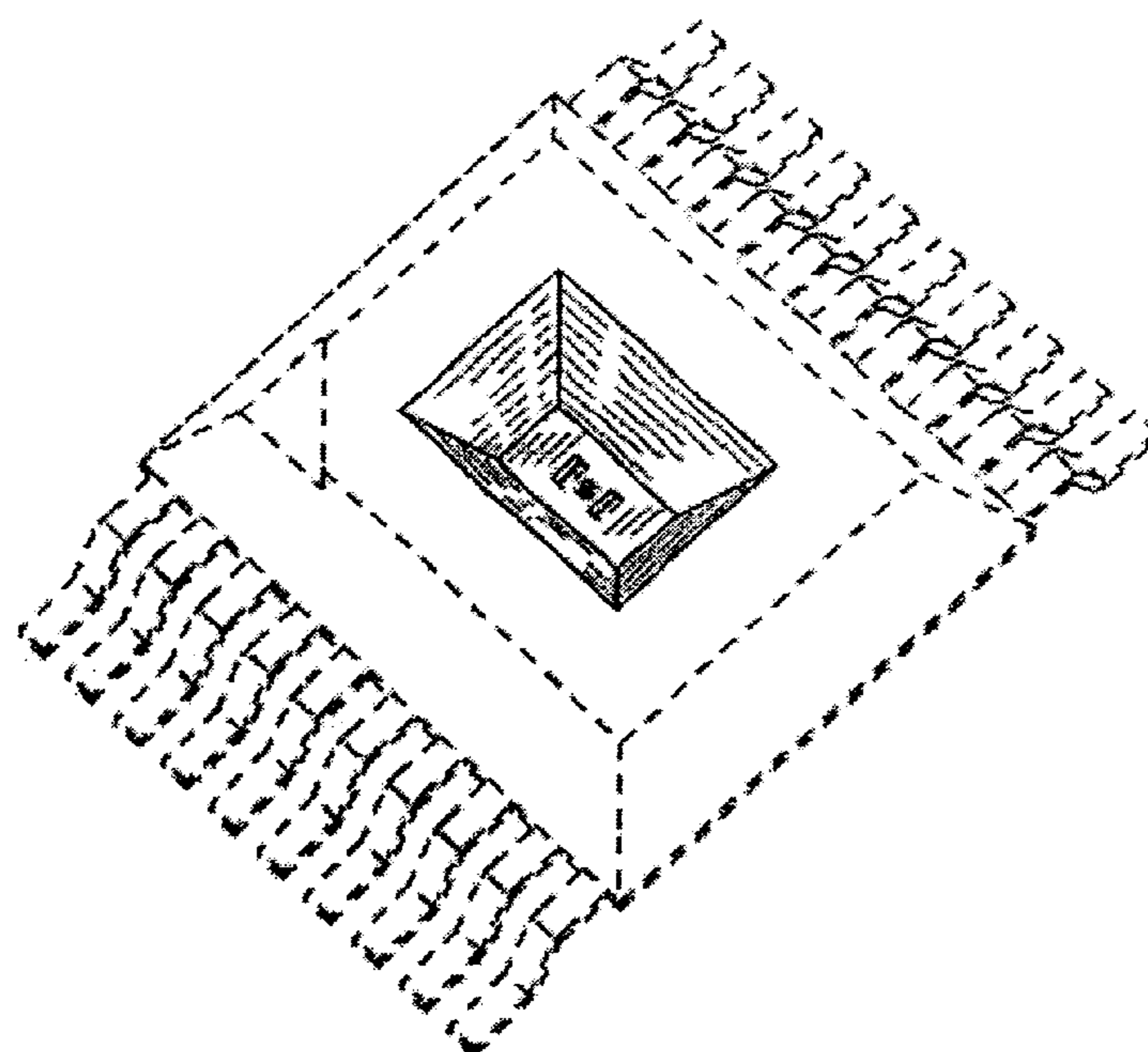
U.S. PATENT DOCUMENTS

5,218,223 A * 6/1993 Spaeth et al. 257/436
5,679,976 A * 10/1997 Nishikawa et al. 257/690
D432,097 S * 10/2000 Song et al. D13/182
6,328,483 B1 * 12/2001 Havasi et al. 385/92
6,355,946 B1 * 3/2002 Ishinaga 257/98
6,571,190 B2 * 5/2003 Hou et al. 702/105
D476,961 S * 7/2003 Horiuchi et al. D13/182
6,642,449 B2 * 11/2003 Gotoh et al. 174/52.4
6,707,069 B2 * 3/2004 Song et al. 257/79

FIG. 1 is a top perspective view of an optoelectronic IC package of the present invention; FIG. 2 is a first side view thereof; FIG. 3 is a second side view thereof; FIG. 4 is a third side view thereof; FIG. 5 is a top view thereof; and, FIG. 6 is a fourth side view thereof.

The ornamental design which is claimed is shown in solid lines in the drawings. Any broken lines in the drawings are for illustrative purposes only and form no part of the claimed design.

1 Claim, 2 Drawing Sheets



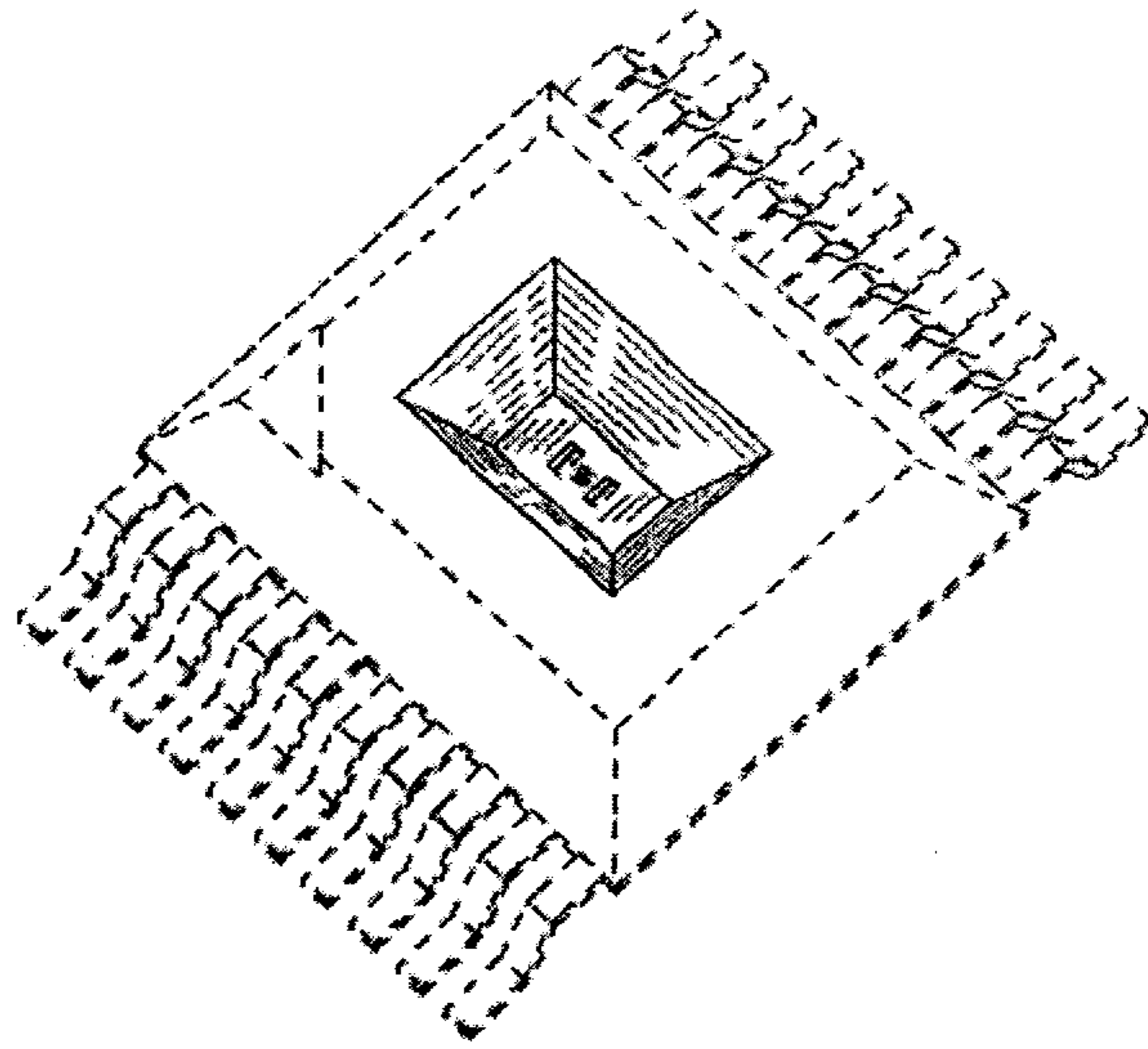


FIG. 1

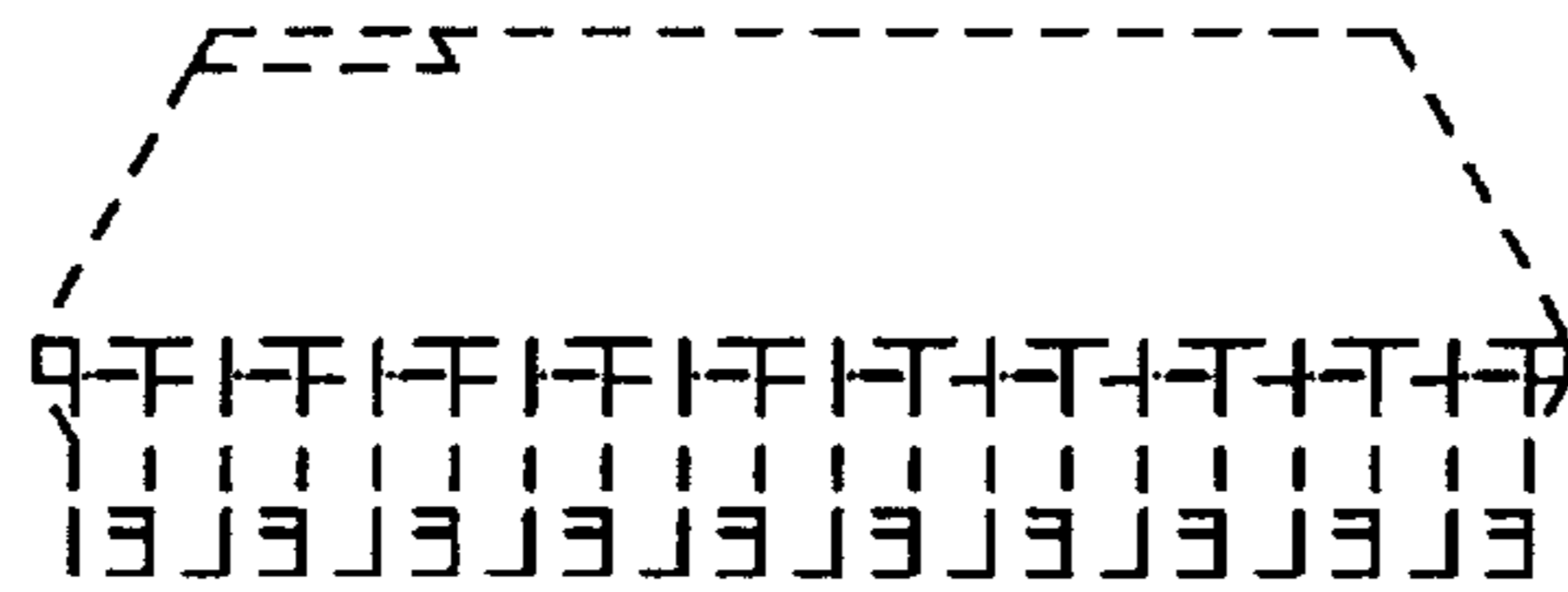


FIG. 2




FIG. 3

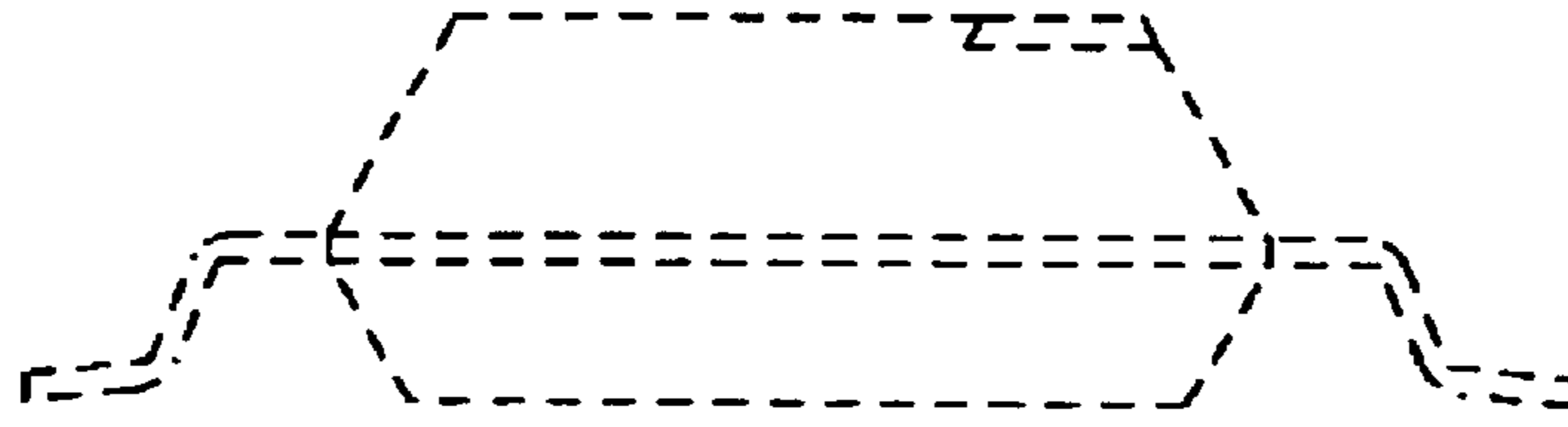


FIG. 4

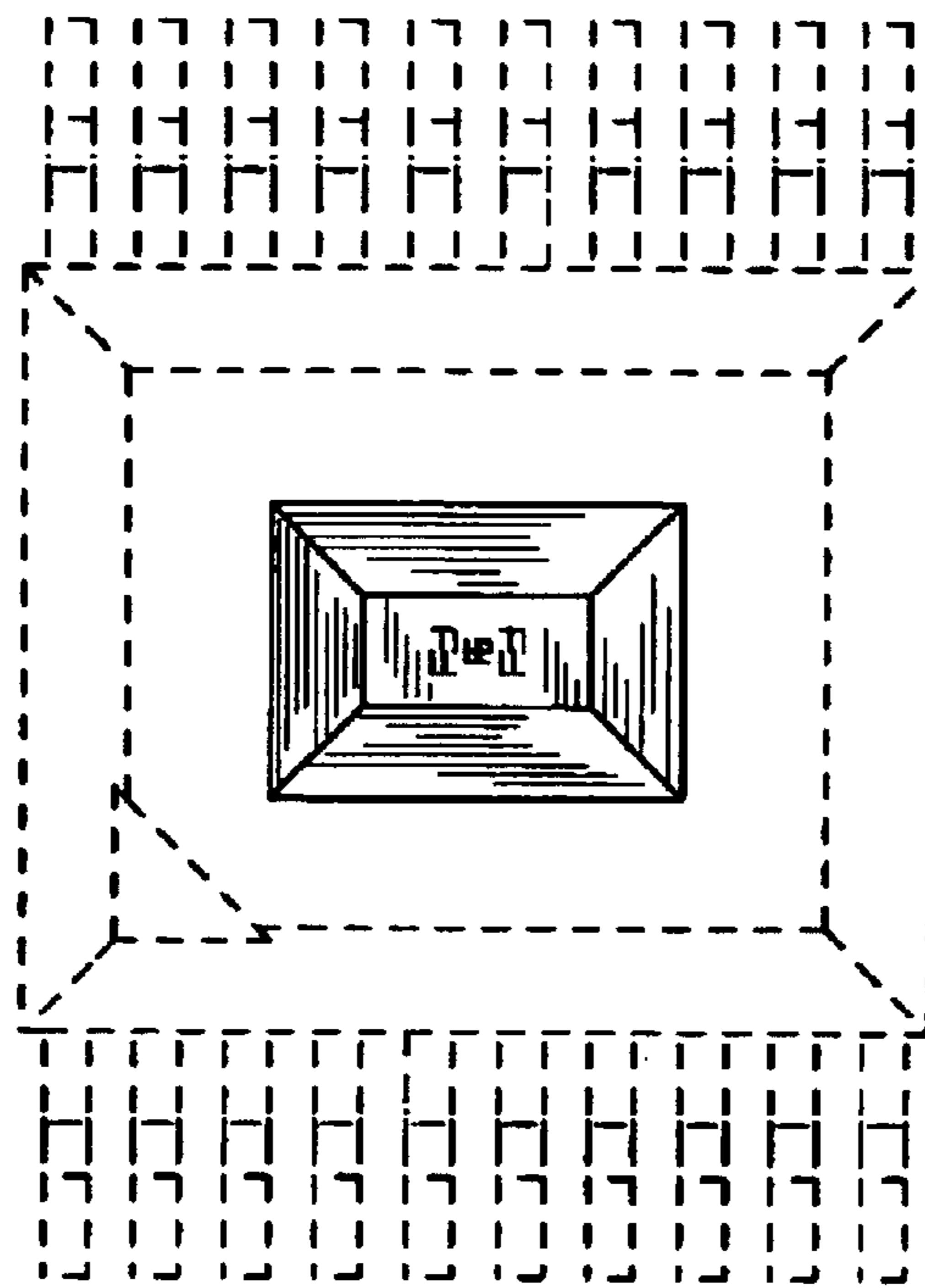


FIG. 5

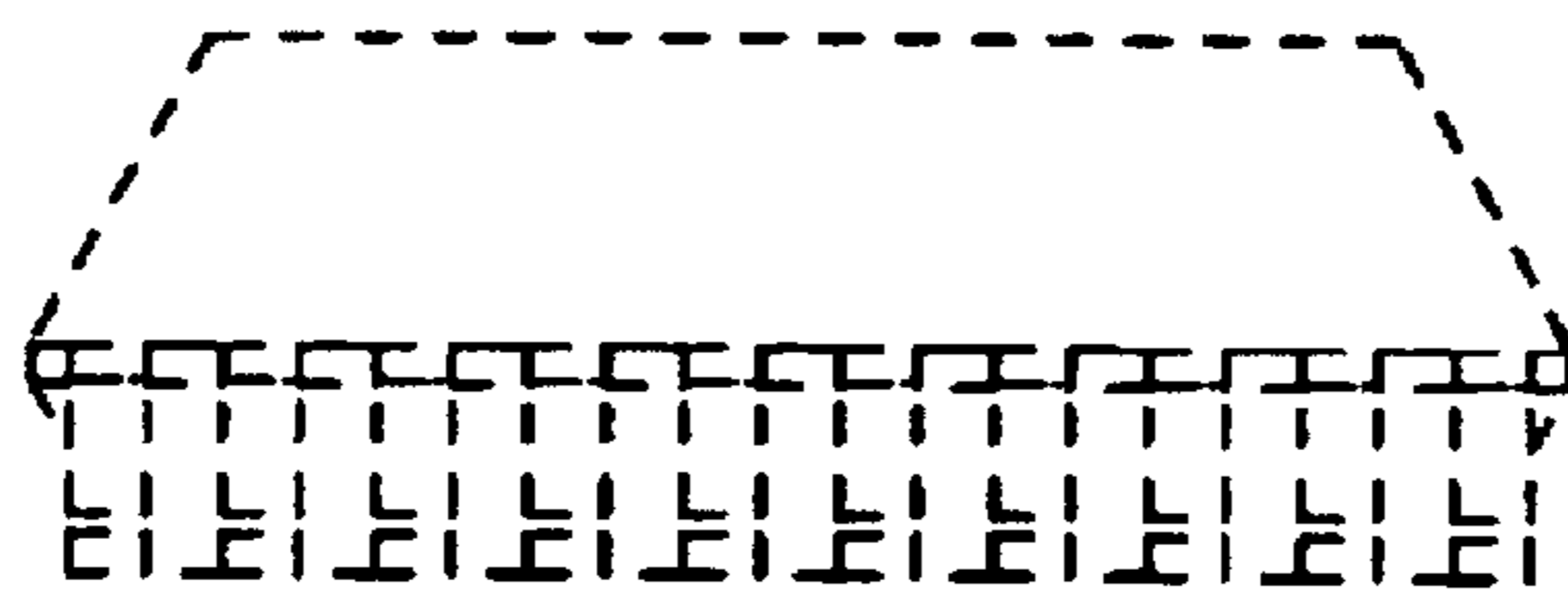


FIG. 6