



US00D510904S

(12) **United States Design Patent**
Saito

(10) **Patent No.:** **US D510,904 S**

(45) **Date of Patent:** **** Oct. 25, 2005**

(54) **AUTOMOBILE TIRE**

(75) **Inventor:** **Hirotsada Saito**, Kanagawa-ken (JP)

(73) **Assignee:** **The Yokohama Rubber Co., Ltd.**,
Tokyo (JP)

(**) **Term:** **14 Years**

(21) **Appl. No.:** **29/218,780**

(22) **Filed:** **Dec. 8, 2004**

(30) **Foreign Application Priority Data**

Jun. 14, 2004 (JP) 2004-017666

(51) **LOC (8) Cl.** **12-15**

(52) **U.S. Cl.** **D12/587**

(58) **Field of Search** D12/546, 547,
D12/548, 549, 550, 553, 563, 564, 565,
582, 584, 585, 587, 588, 602, 603; 152/209.1,
209.8, 209.9, 209.12, 209.13, 209.18, 209.25,
209.28, 455

(56) **References Cited**

U.S. PATENT DOCUMENTS

- D300,016 S * 2/1989 Clemens et al. D12/587
- D472,203 S * 3/2003 Endo et al. D12/587
- D484,091 S * 12/2003 Okamoto D12/587

OTHER PUBLICATIONS

Titan ST Highway Trailer Tire, 2003 Tread Design Guide,
Jan. 2003, P. 187. 3/4.*

* cited by examiner

Primary Examiner—Robert M. Spear

(74) *Attorney, Agent, or Firm*—Rader, Fishman & Grauer
PLLC

(57) **CLAIM**

The ornamental design for automobile tire, as shown and
described.

DESCRIPTION

FIG. 1 is a front view of an automobile tire, showing the new design, a rear view, a top plan view thereof and a bottom plan view thereof appearing the same as the front view;
 FIG. 2 is a right side view of the automobile tire, a left side view appearing the same as the right side view;
 FIG. 3 is a fragmentary front view, showing in enlargement the portion of 3—3 in FIG. 1; and,
 FIG. 4 is a cross-sectional view, taken along line 4—4 and in the direction of arrows in FIG. 3.

The broken lines in the drawings represent environmental structure only and form no part of the claimed design.

1 Claim, 2 Drawing Sheets

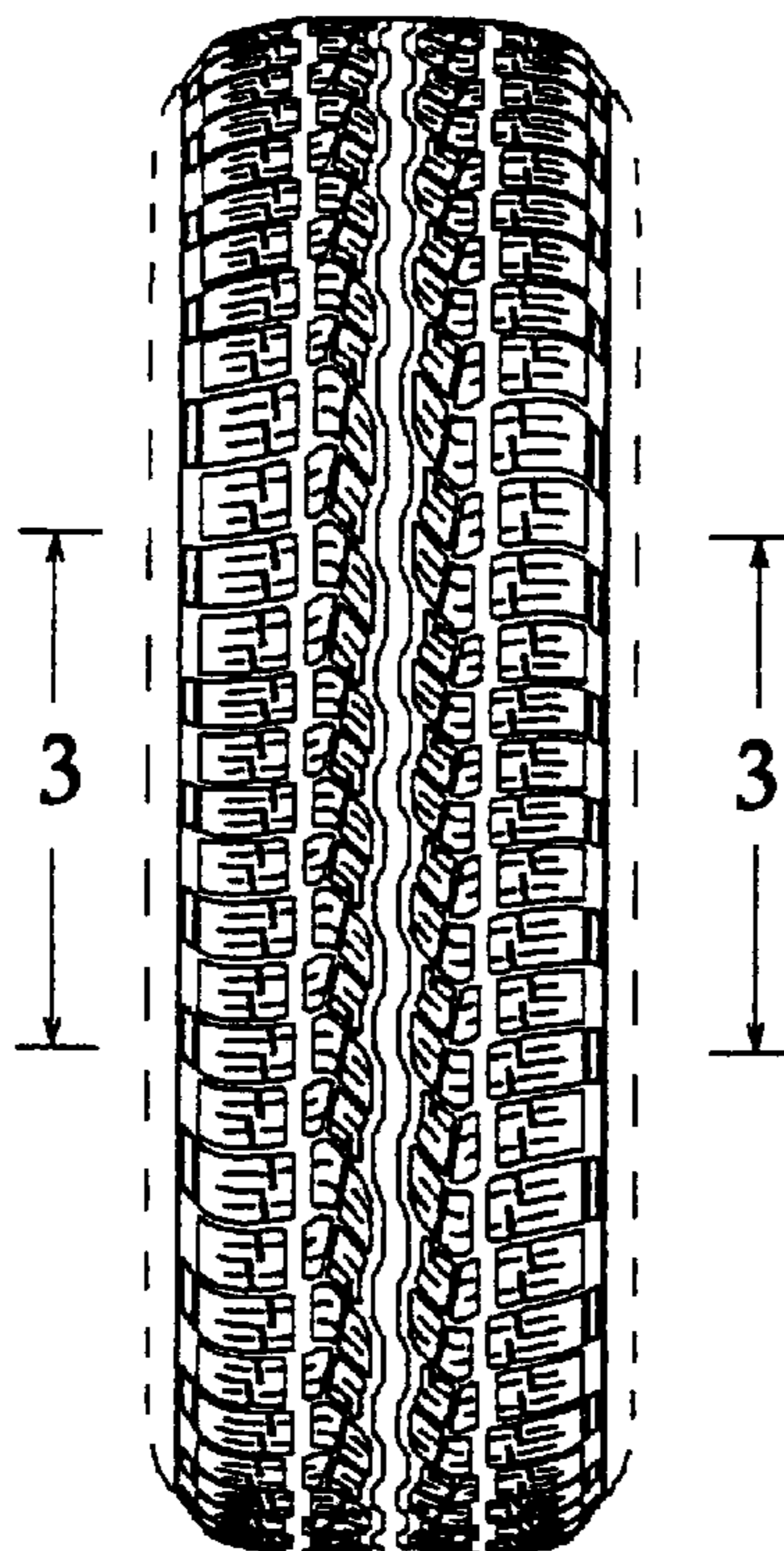


FIG. 1

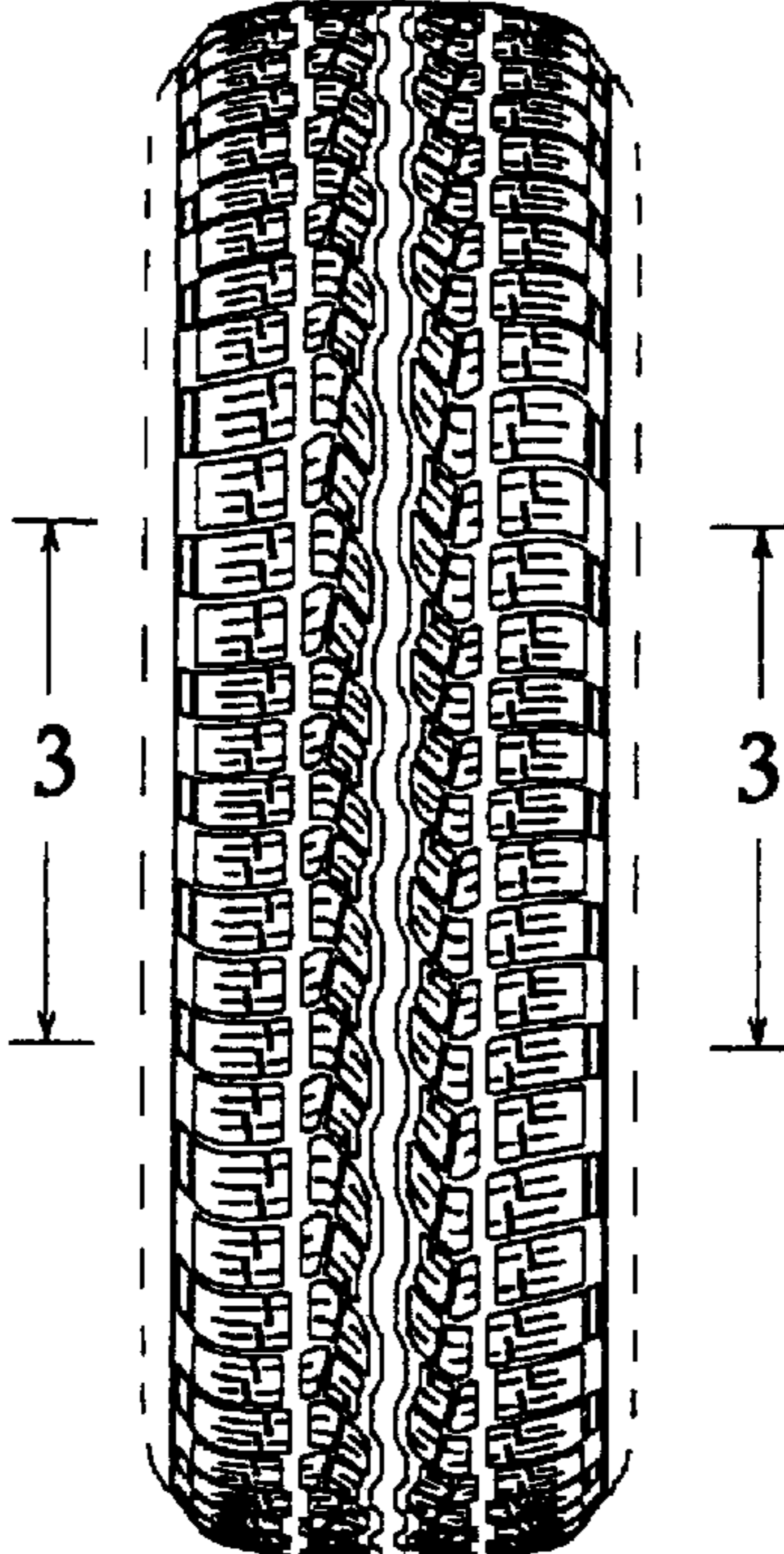


FIG. 2

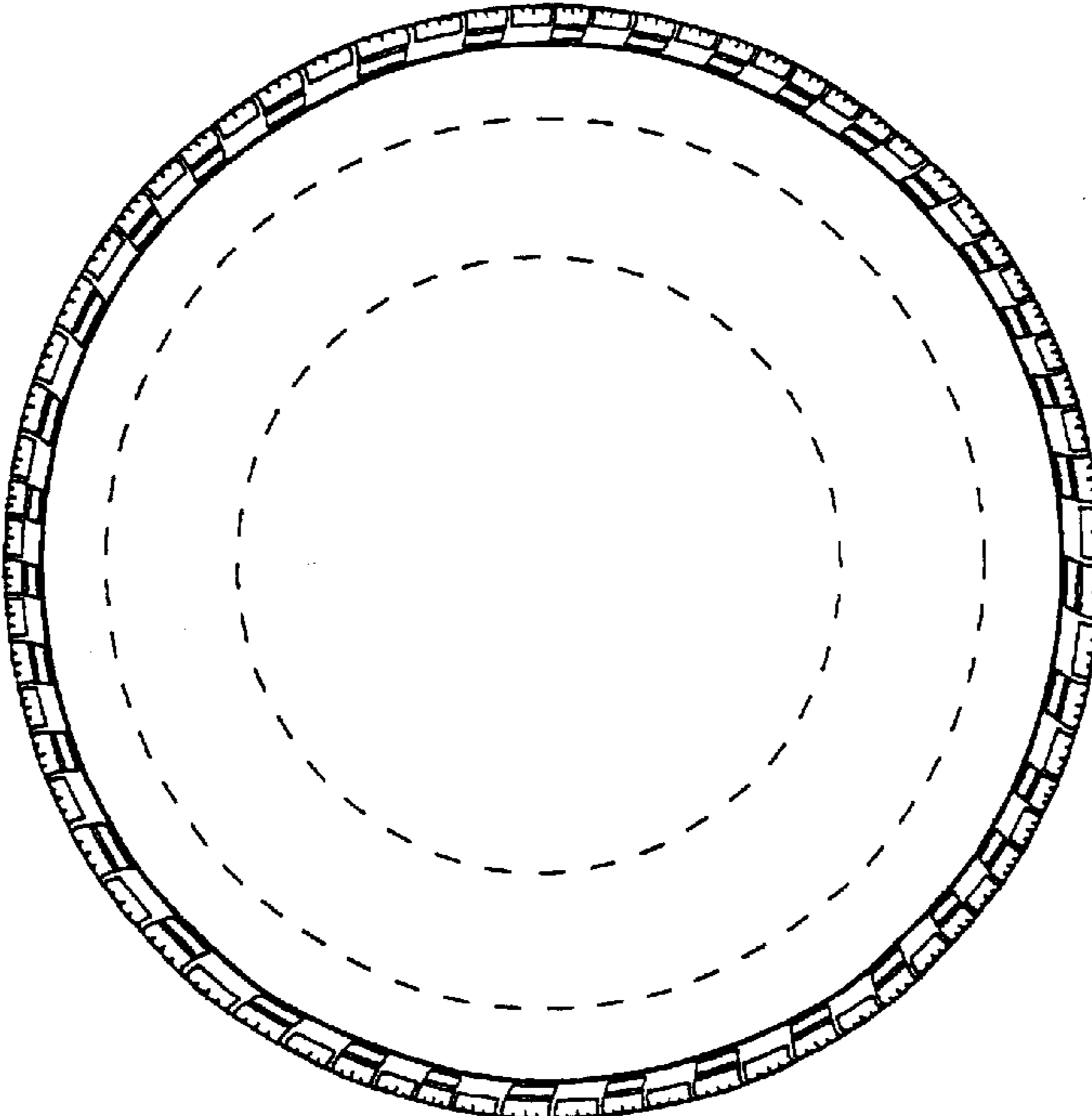


FIG. 3

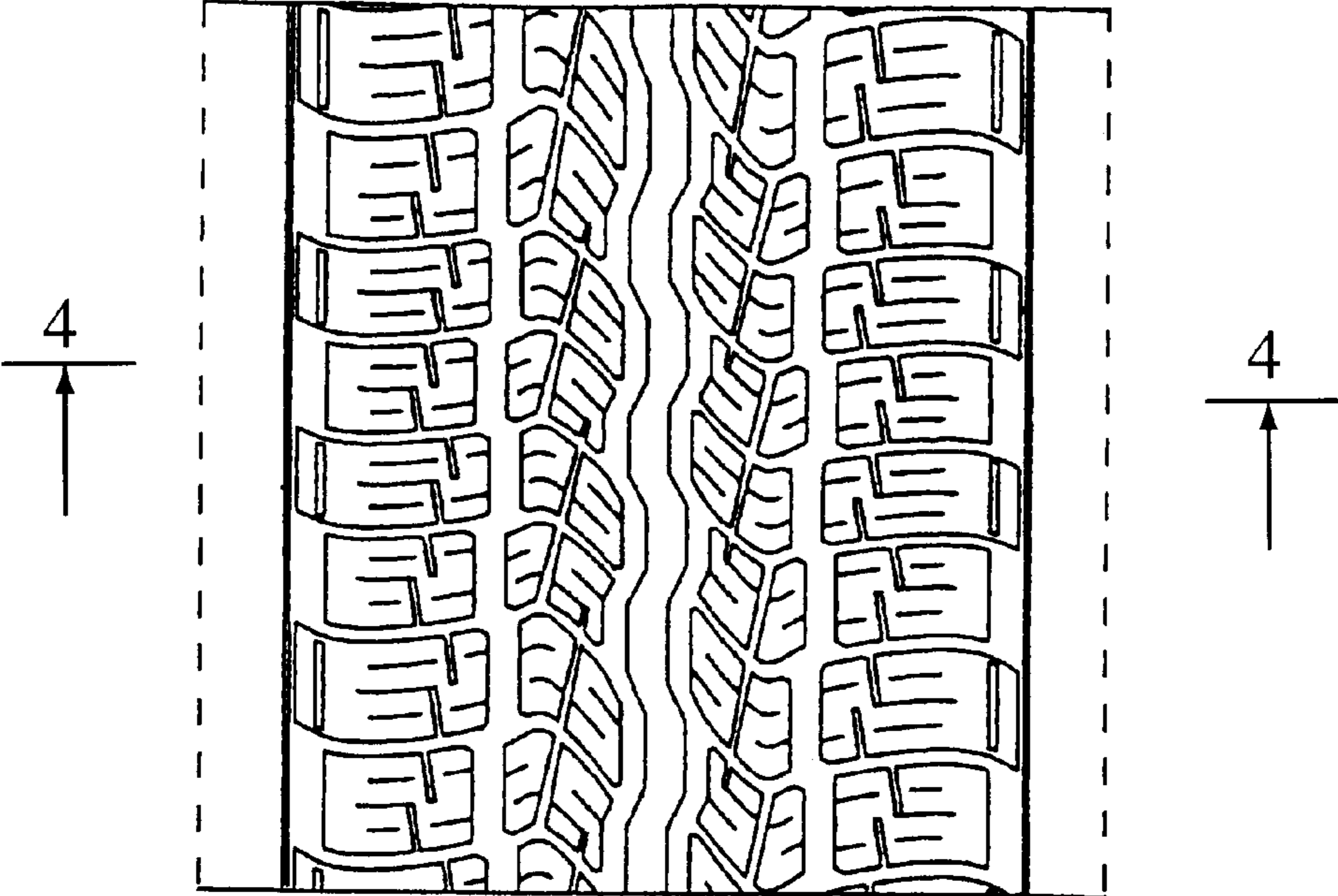


FIG. 4

