



US00D510898S

(12) **United States Design Patent**
Fowlkes

(10) **Patent No.:** **US D510,898 S**

(45) **Date of Patent:** **** Oct. 25, 2005**

(54) **WHEEL AND SPINNER**

D481,341 S * 10/2003 Morrison D12/209
D487,882 S * 3/2004 Cahyono D12/209

(75) **Inventor:** **David Fowlkes**, Norristown, PA (US)

* cited by examiner

(73) **Assignee:** **The Rhegos Group, LLC**, Devon, PA (US)

Primary Examiner—Stacia Cadmus
(74) *Attorney, Agent, or Firm*—Blank Rome LLP

(**) **Term:** **14 Years**

(57) **CLAIM**

(21) **Appl. No.:** **29/192,873**

I claim the ornamental design for the wheel and spinner, as shown and described.

(22) **Filed:** **Oct. 31, 2003**

DESCRIPTION

(51) **LOC (8) Cl.** **12-16**

(52) **U.S. Cl.** **D12/209**

(58) **Field of Search** D12/204–213;
301/37.101, 64.101, 65

FIG. 1 is a front elevational view of a wheel and spinner of the present design, showing the spinner attached to the wheel;

FIG. 2 is a section view of the wheel and spinner illustrated in FIG. 1 taken along line 2—2;

FIG. 3 is a front elevational view of the wheel and spinner illustrated in FIG. 1, showing the spinner without the wheel; and,


FIG. 4 is a section view of the wheel and spinner illustrated in FIG. 3 taken along line 4—4.

(56) **References Cited**

U.S. PATENT DOCUMENTS

D432,480 S	*	10/2000	Chung	D12/209
D455,387 S	*	4/2002	McMath	D12/209
D457,849 S	*	5/2002	Kataoka	D12/209
D471,499 S	*	3/2003	Cahyono	D12/209
D478,540 S	*	8/2003	Sulahian	D12/209

1 Claim, 2 Drawing Sheets



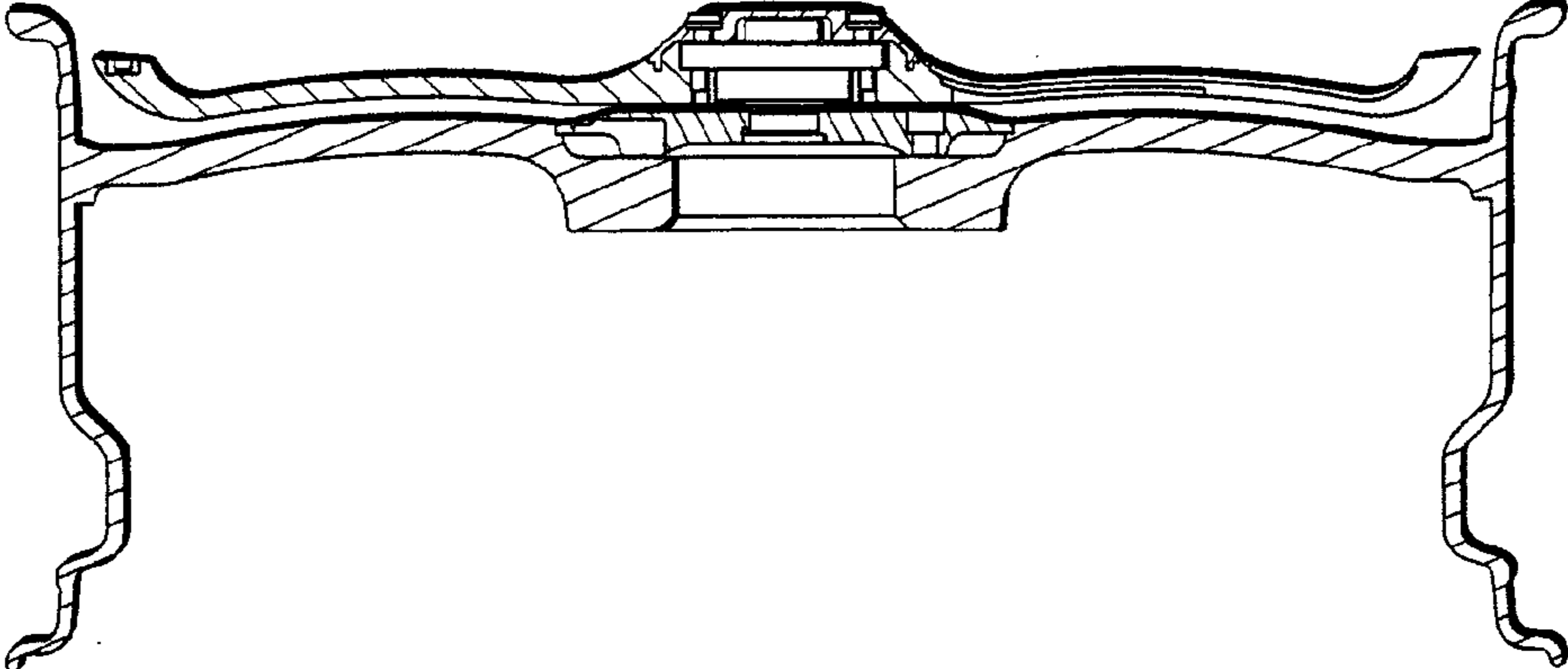


FIG. 2




FIG. 1

