



US00D510896S

(12) **United States Design Patent**
Hoelzel et al.

(10) **Patent No.: US D510,896 S**
(45) **Date of Patent: ** Oct. 25, 2005**

(54) **FRONTAL CONFIGURATION OF A STEERING WHEEL**

(75) Inventors: **Guenter Hoelzel**, Hochdorf (DE); **Peter Pfeiffer**, Boeblingen (DE); **Stephen Mattin**, Sindelfingen (DE); **Verena Kloos**, Como (IT); **Michele Jauch-Paganetti**, Bellinzona (CH)

(73) Assignee: **DaimlerChrysler AG**, Stuttgart (DE)

(**) Term: **14 Years**

(21) Appl. No.: **29/203,004**

(22) Filed: **Apr. 8, 2004**

(30) **Foreign Application Priority Data**

Oct. 9, 2003 (DE) 4 03 06 495

(51) **LOC (8) Cl.** **12-16**

(52) **U.S. Cl.** **D12/175**

(58) **Field of Search** D12/175-177;
74/552, 558, 558.5

(56) **References Cited**

U.S. PATENT DOCUMENTS

D135,167 S * 3/1943 Obszamn et al. D12/175

D138,079 S * 6/1944 Drew D12/175
D200,614 S * 3/1965 Downing D12/175
D221,070 S * 7/1971 Munter D12/175
D297,028 S * 8/1988 McCann D21/566
D406,804 S * 3/1999 Sacco et al. D12/175
D423,433 S * 4/2000 Micelli et al. D12/192
D470,445 S * 2/2003 Wiedeman et al. D12/175

* cited by examiner

Primary Examiner—Melody N. Brown

(74) *Attorney, Agent, or Firm*—Crowell & Moring LLP

(57) **CLAIM**

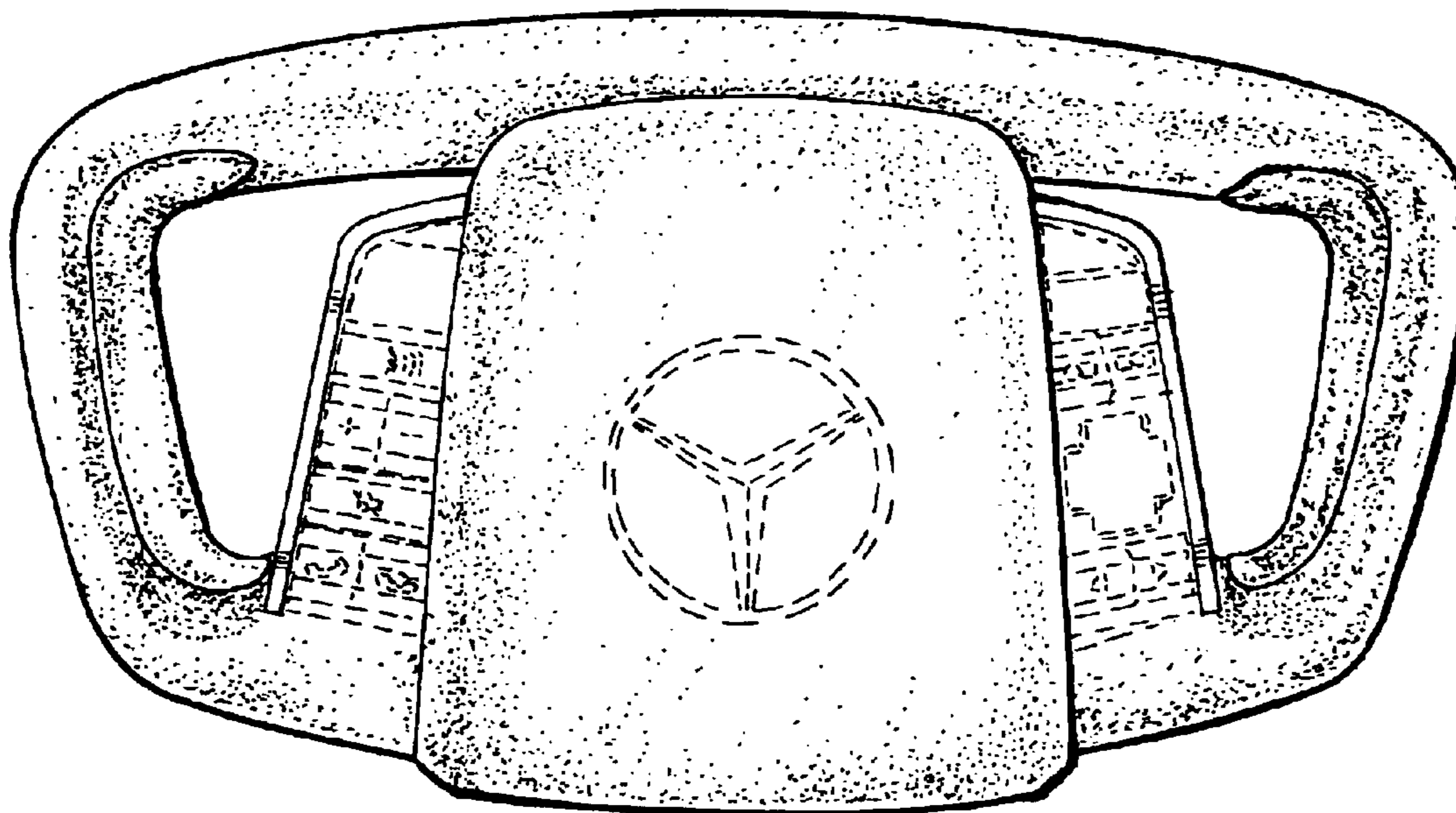
The ornamental design for a frontal configuration of a steering wheel, as shown and described.

DESCRIPTION

FIG. 1 is a right perspective view of a frontal configuration of a steering wheel according to our novel design, the left perspective view being mirror symmetrical; and, FIG. 2 is a front view of the frontal configuration of a steering wheel according to our novel design.

The broken lines are for illustrative purposes only and form no part of the claimed design.

1 Claim, 1 Drawing Sheet



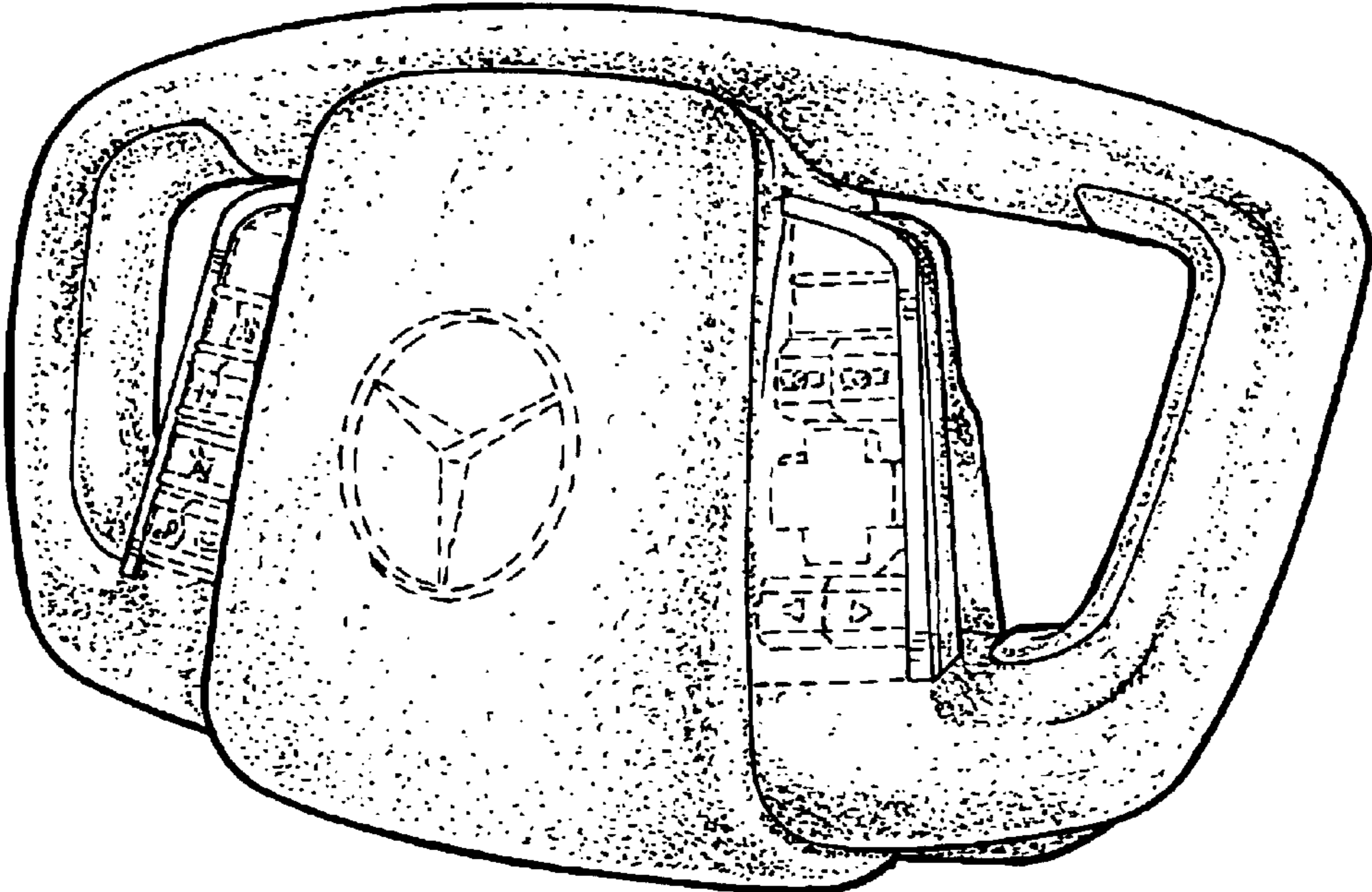


FIG. 1

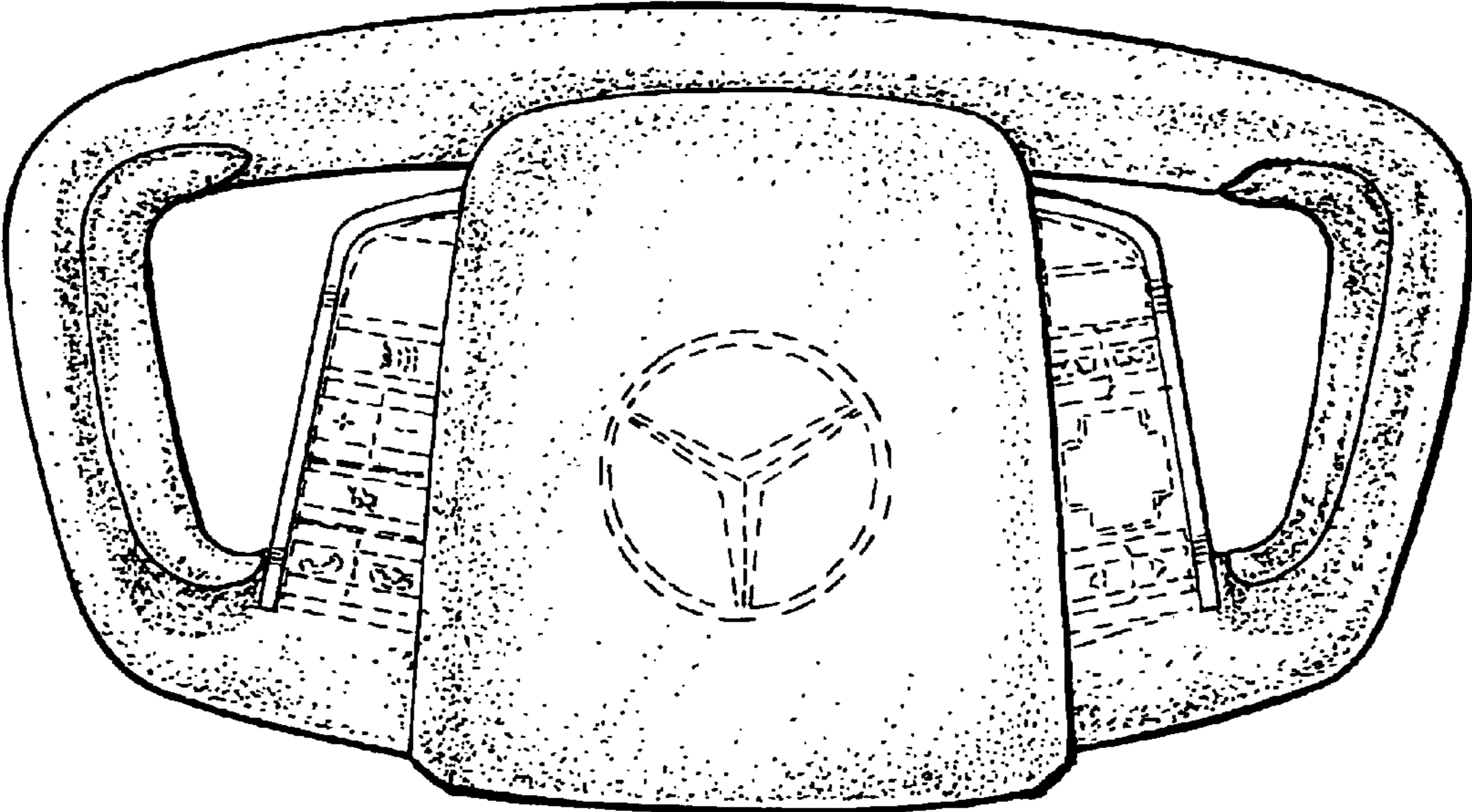


FIG. 2