



US00D510890S

(12) **United States Design Patent** (10) **Patent No.:** **US D510,890 S**
Feldevert (45) **Date of Patent:** **** Oct. 25, 2005**

(54) **ELK FIGURINE** DE 40209108 9/2003

(75) **Inventor:** **Uta Feldevert, Gronau (DE)**

(73) **Assignee:** **Kwo Kunstgewerbe-Werkstaetten
Olbernhau GmbH, Olbernhau (DE)**

(**) **Term:** **14 Years**

(21) **Appl. No.:** **29/188,142**

(22) **Filed:** **Aug. 14, 2003**

(30) **Foreign Application Priority Data**

Feb. 14, 2003 (DE) 4 03 01 209

(51) **LOC (8) Cl.** **11-02**

(52) **U.S. Cl.** **D11/158; D11/131.1; D21/614**

(58) **Field of Search** **D11/117, 121,
D11/125, 127, 131, 131.1, 134, 157, 158,
159; D21/576, 577, 584, 587, 596-620,
650-656; D9/601, 607, 612; D19/95-97;
D20/30; D27/113, 116, 179, 182, 188, 192;
D23/213, 222, 367; 428/7, 8, 12, 13, 15,
16, 542.2, 542.4; 446/24, 321, 375-384;
422/123, 125, 126; 239/34, 211**

(56) **References Cited**

U.S. PATENT DOCUMENTS

806,008 A * 11/1905 Schoenhut 446/380
D70,452 S * 6/1926 Putnam et al. D11/131.1
1,969,756 A * 8/1934 Lowell 422/124
D167,261 S * 7/1952 Hoffer D27/116
2004/0213704 A1 * 10/2004 Reed 422/126

FOREIGN PATENT DOCUMENTS

DE 40206056 1/2003

OTHER PUBLICATIONS

Hong Kong Toys, Jan. 2002: 1) p. 658: item No. 135F3 (second box frame from top), 2) p. 750: item No. QF010652 (center of page), 3) p. 758: item at right indicated by arrow, 4) p. 837: item No. 31902 on lower left.*

Advertisement (in color) dated Sep. 2002 for company KWO Kunstgewerbe-Werkstätten Olbernhau GmbH.

Advertisement (in color) dated Feb. 2003 for company KWO Kunstgewerbe-Werkstätten Olbernhau GmbH.

* cited by examiner

Primary Examiner—Catherine Tuttle

(74) *Attorney, Agent, or Firm*—Greenblum & Bernstein, P.L.C.

(57) **CLAIM**


I claim the ornamental design for an elk figurine, as shown and described.

DESCRIPTION

FIG. 1 is a left front side perspective view of the elk figurine; FIG. 2 is a front side view of FIG. 1; FIG. 3 is a back side view of FIG. 1; FIG. 4 is a left side view of FIG. 1; FIG. 5 is a right side view of FIG. 1; FIG. 6 is a top view of FIG. 1; and, FIG. 7 is a bottom view of FIG. 1.

The elements shown in broken lines are for illustrative purposes only; and form no part of the claimed invention.

1 Claim, 7 Drawing Sheets



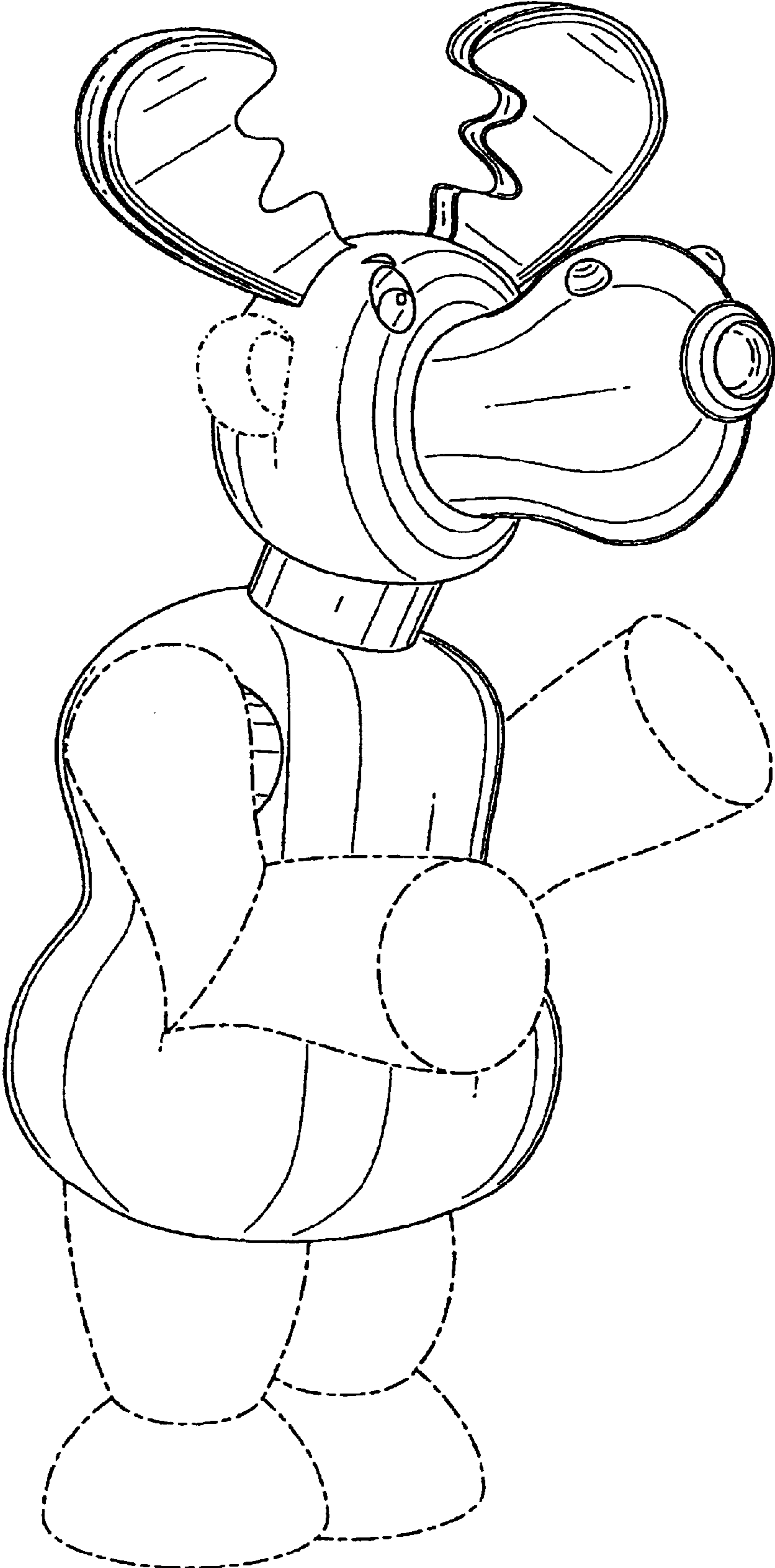


FIG. 1

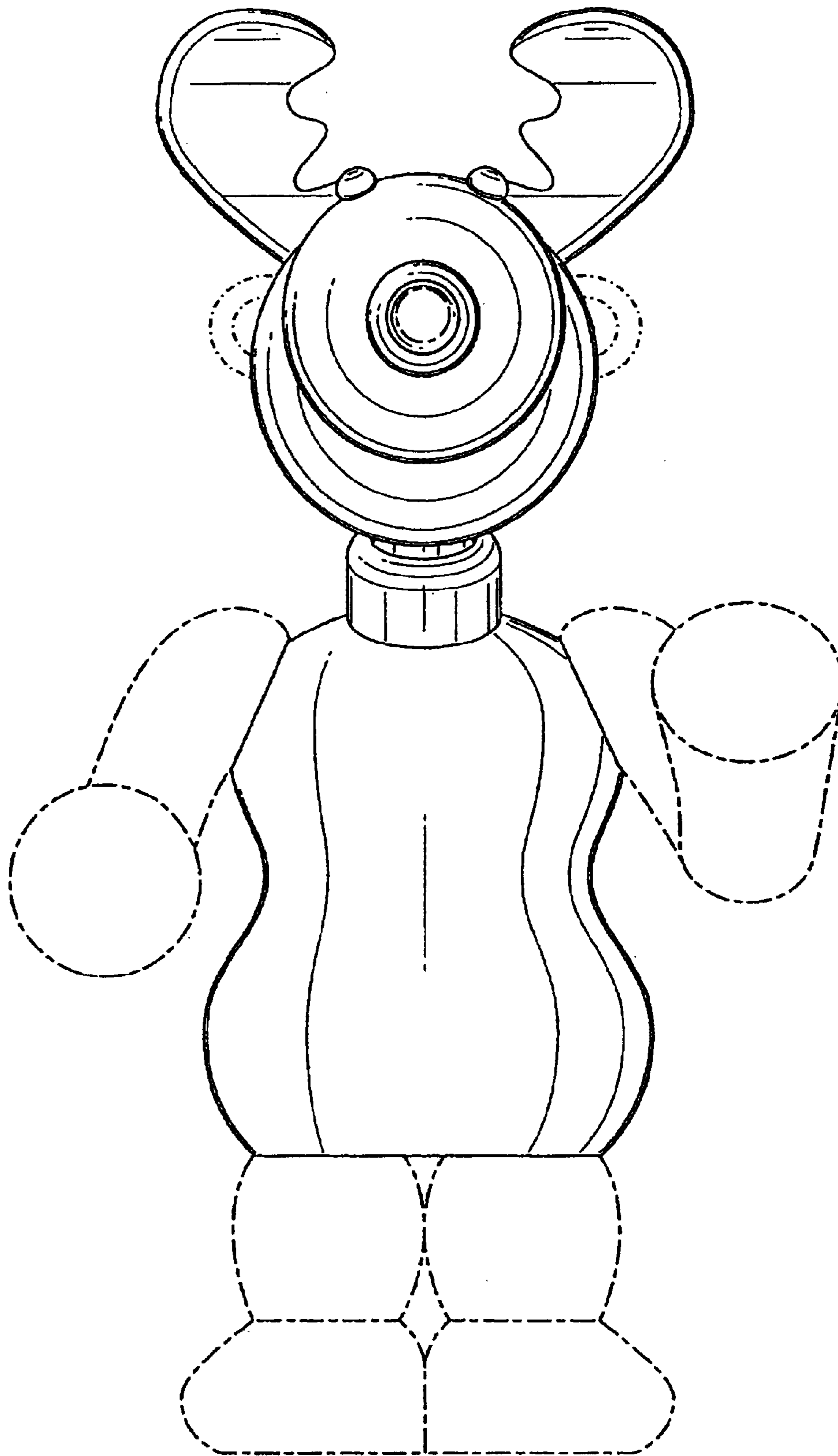


FIG. 2

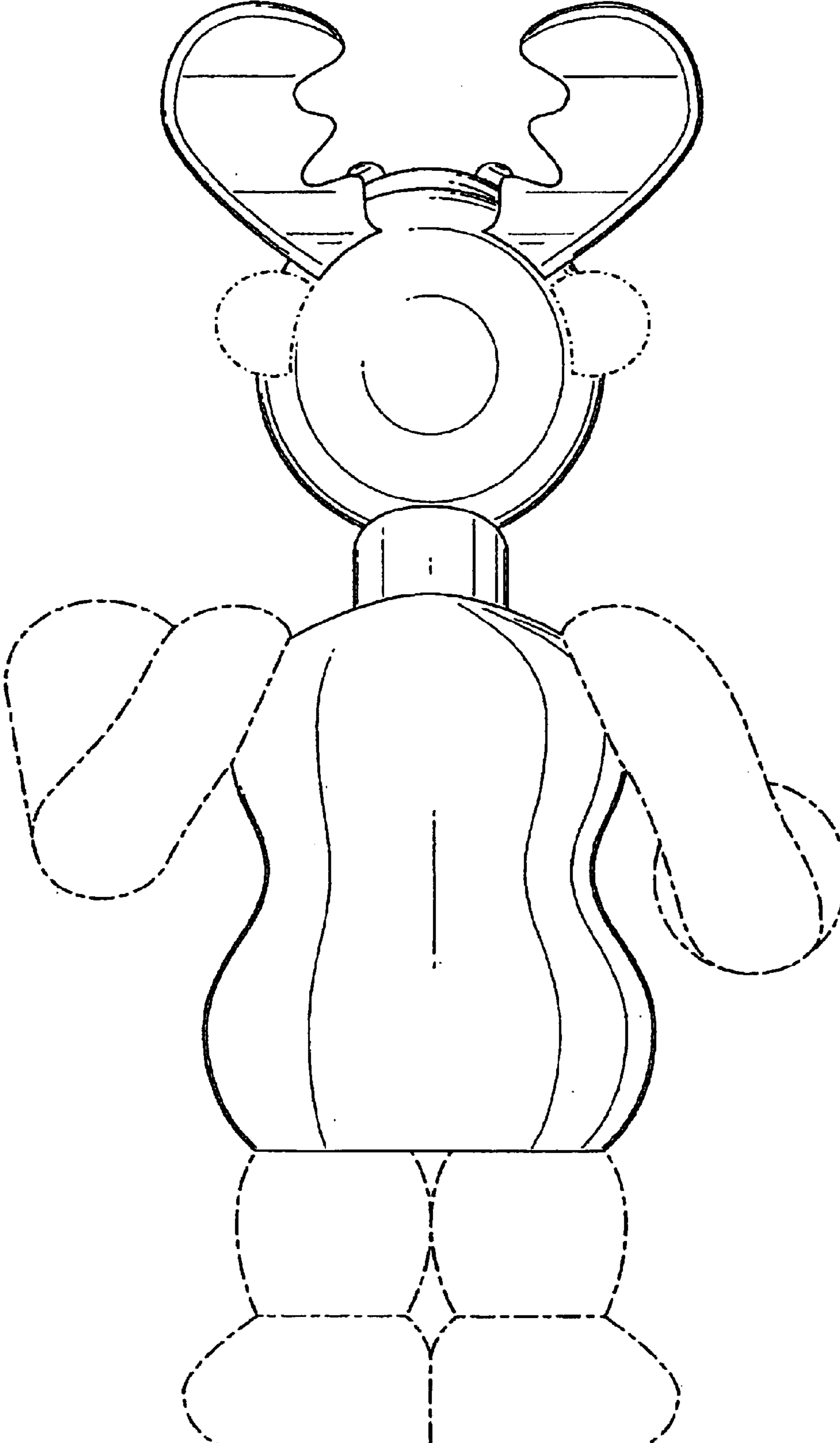


FIG. 3

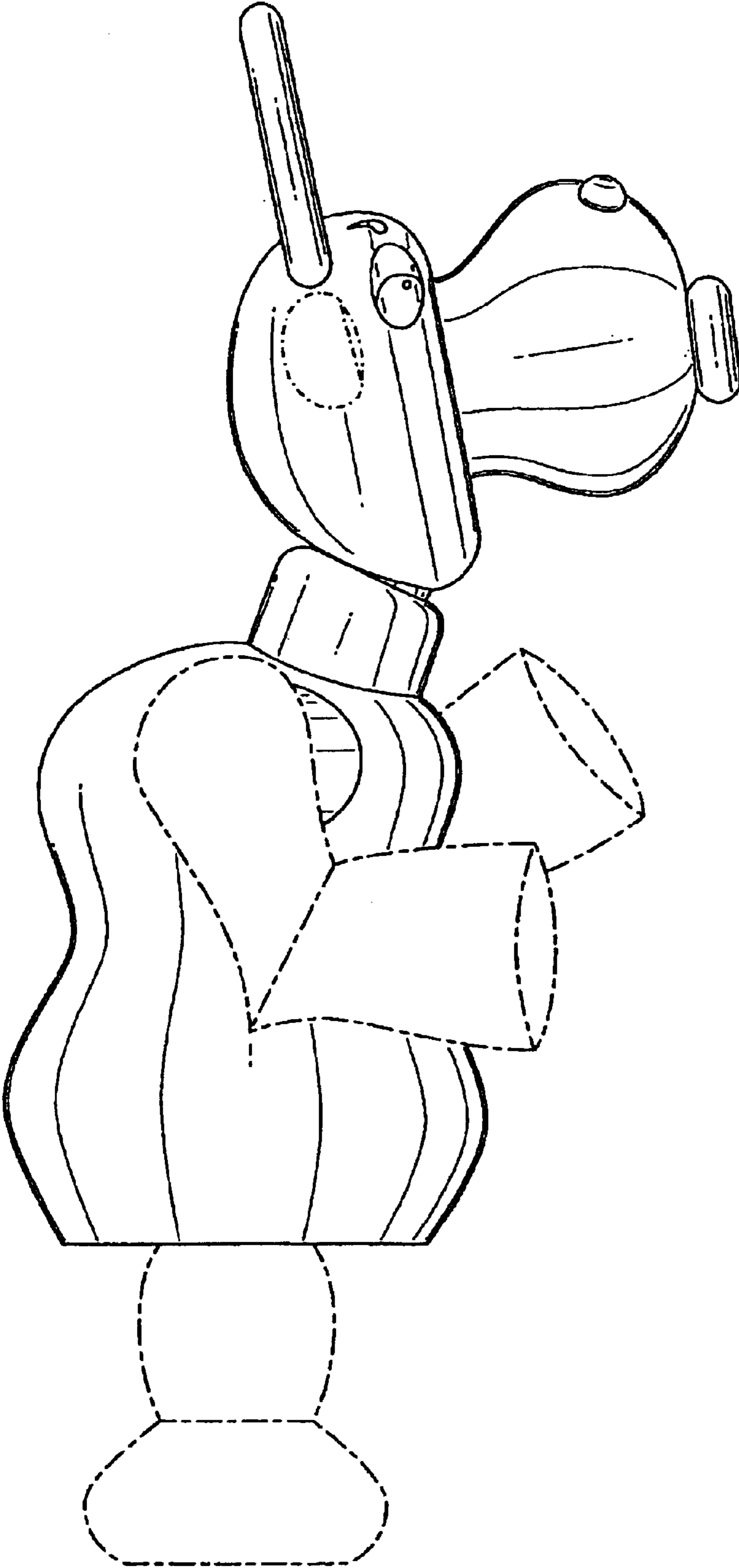


FIG. 4




FIG. 5

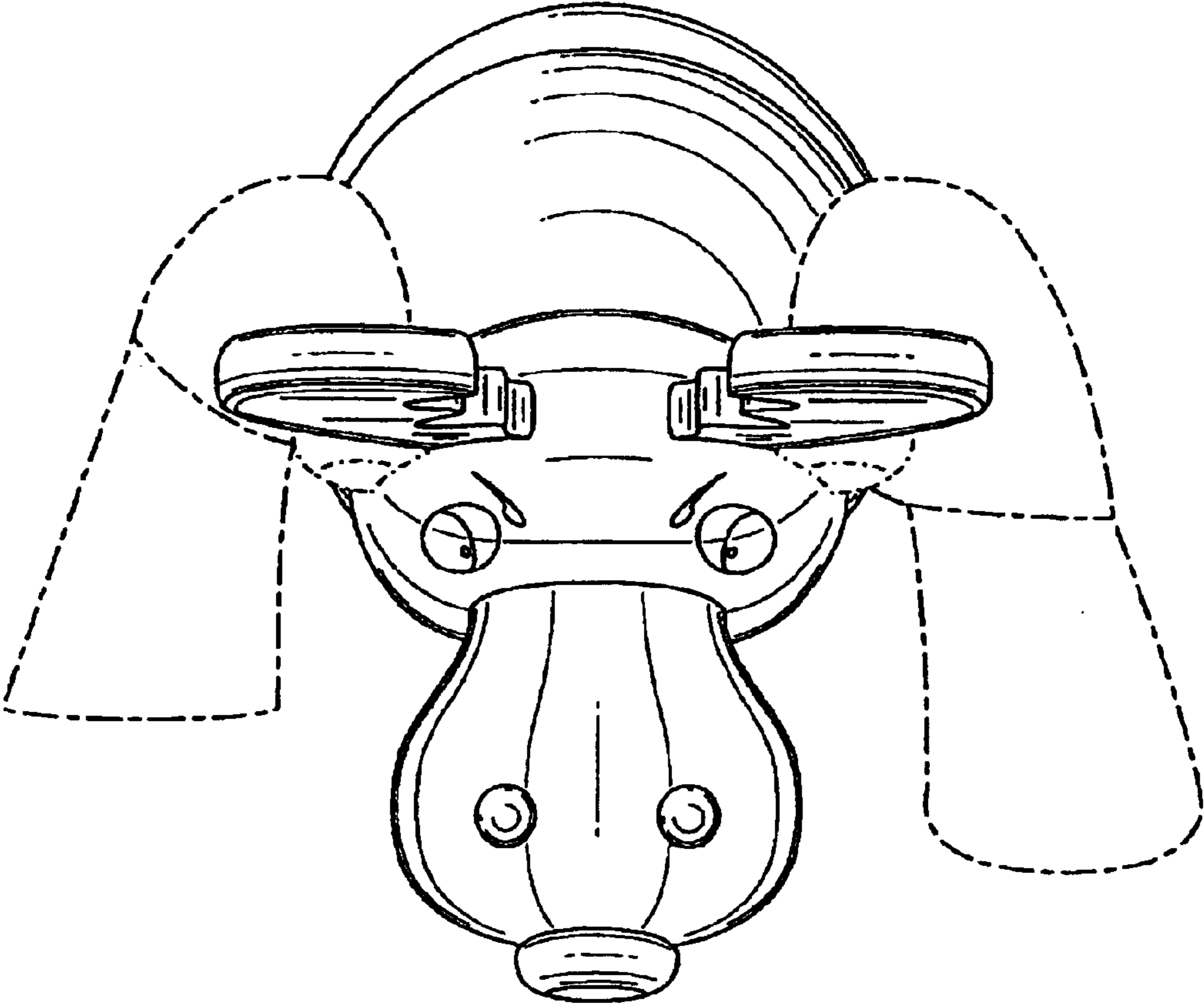


FIG. 6

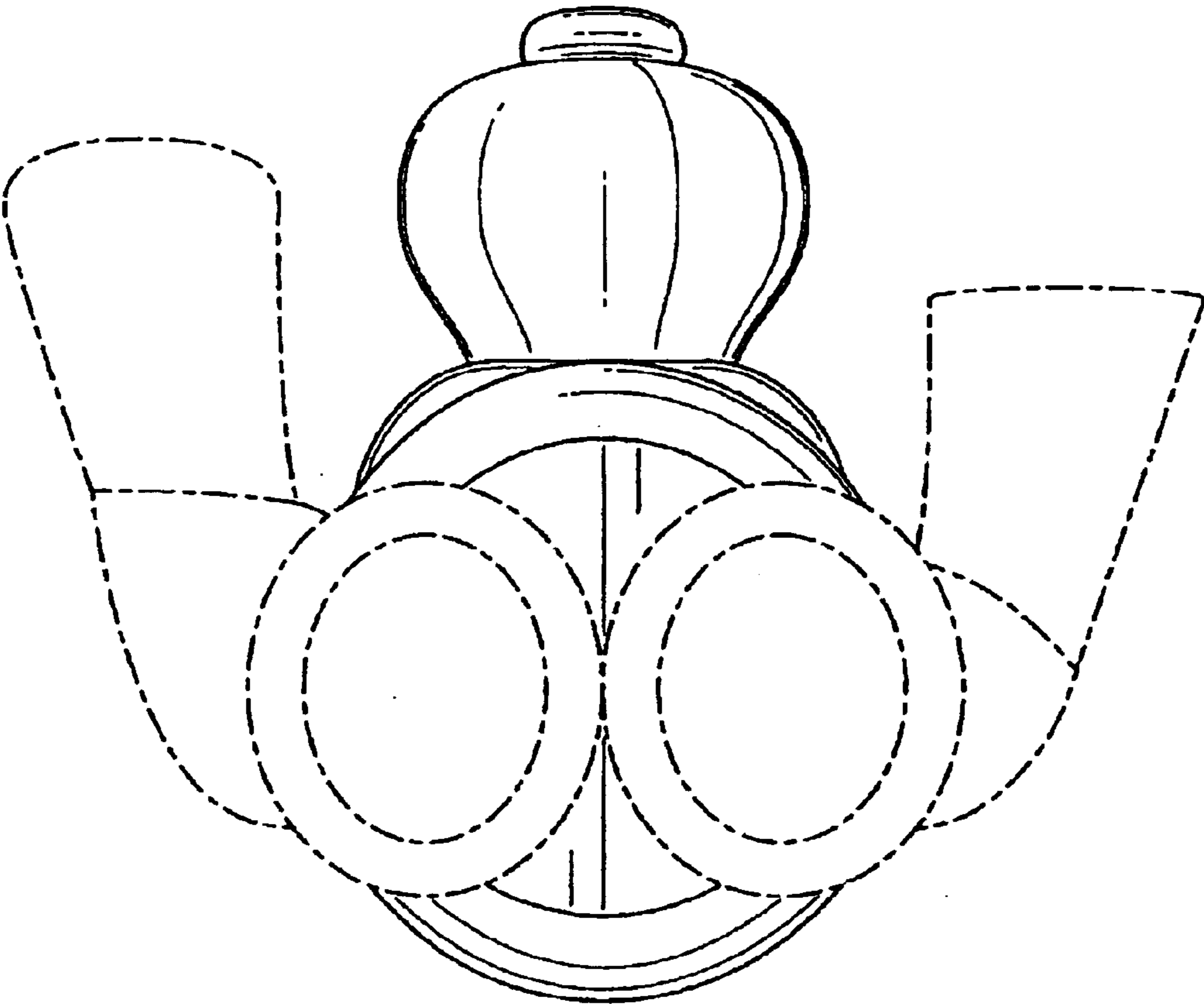


FIG. 7