



US00D510886S

(12) **United States Design Patent**  
**Cook**

(10) **Patent No.:** **US D510,886 S**  
(45) **Date of Patent:** **\*\* Oct. 25, 2005**

(54) **BARKING DOORBELL WITH SPEAKER**

Dog Doorbell <http://www.dogdecor.com/german-shepherd-doorbell.html> Apr. 2, 2005.\*

(76) **Inventor:** **Keli A. Cook**, 21030 Brookhurst St.,  
Huntington Beach, CA (US) 92646

\* cited by examiner

(\*\*) **Term:** **14 Years**

(21) **Appl. No.:** **29/194,903**

*Primary Examiner*—Cathron C. Brooks  
*Assistant Examiner*—Austin Murphy

(22) **Filed:** **Dec. 4, 2003**

(51) **LOC (8) Cl.** ..... **10-05**

(57) **CLAIM**

(52) **U.S. Cl.** ..... **D10/118**

The ornamental design for a barking doorbell with speaker, as shown and described.

(58) **Field of Search** ..... D8/401, 350, DIG. 2;  
D16/130; D13/171; D11/158, 134; D10/121,  
118, 116; 340/815.21, 405, 404, 394, 392;  
116/92

**DESCRIPTION**

(56) **References Cited**

FIG. 1 is a front view of a barking doorbell with speaker showing my new design.

**U.S. PATENT DOCUMENTS**

FIG. 2 is a back view of the barking doorbell with speaker.

1,339,703	A	*	5/1920	Green	.....	248/493
D66,957	S	*	3/1925	Schott	.....	D8/365
D70,279	S	*	6/1926	Jupp	.....	D10/120
2,288,303	A	*	6/1942	Ryan et al.	.....	248/316.7
D208,970	S	*	10/1967	Sawallesh	.....	D8/401
D392,183	S	*	3/1998	Burris	.....	D8/401
D403,238	S	*	12/1998	Burris	.....	D8/401

FIG. 3 is a right side view of the barking doorbell with speaker.

**OTHER PUBLICATIONS**

FIG. 4 is a left side view of the barking doorbell with speaker.

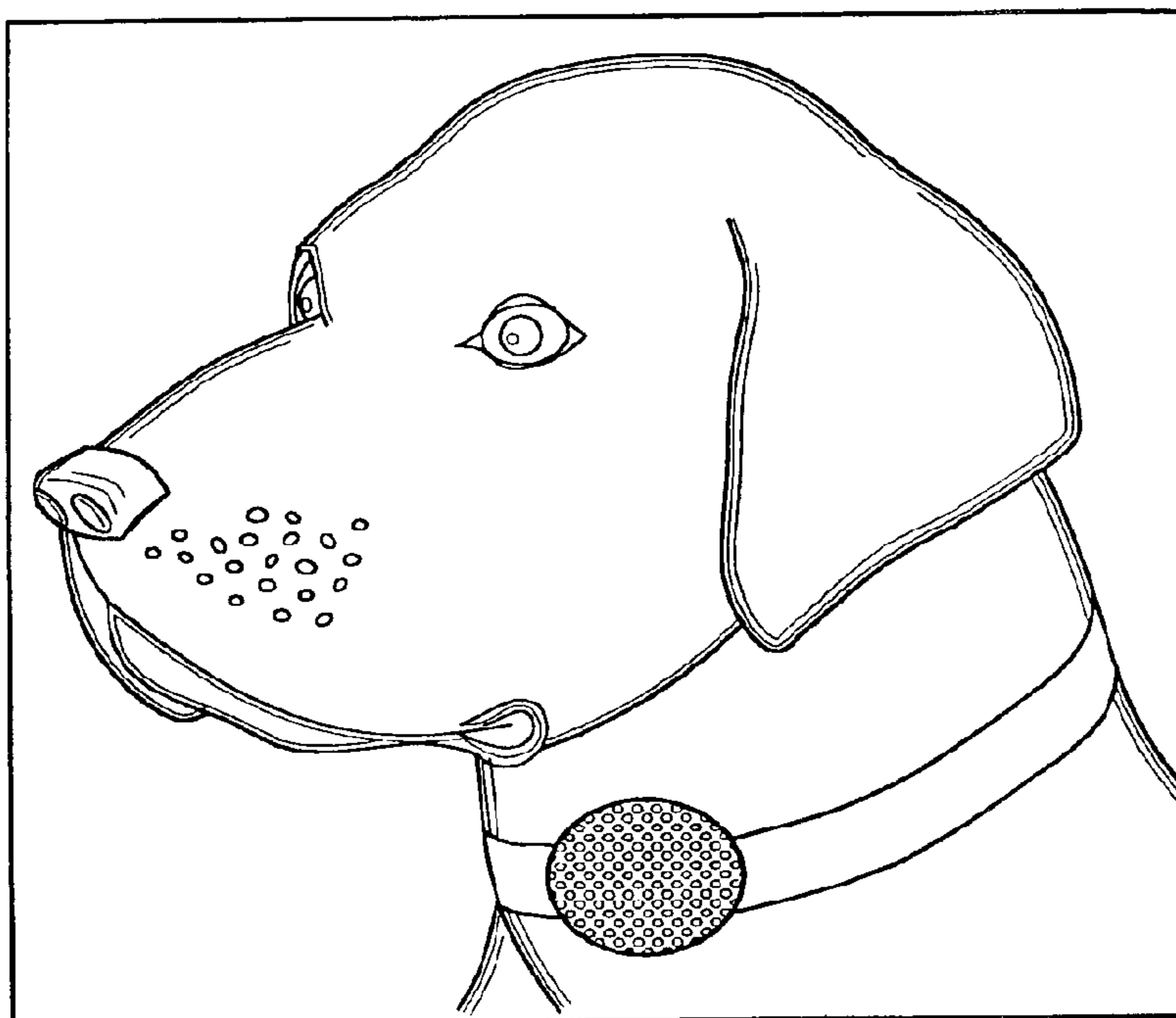
Dog plaque <http://www.rubylane.com/shops/waitingdogs/item/weimpl1?froogle=1> Apr. 2, 2005.\*

FIG. 5 is a top view of the barking doorbell with speaker; and,

Dog Doorbell [http://www.finegardenproducts.com/fgp/index.cfm?fuseaction=customer.product&product\\_code=FF%2DGC202](http://www.finegardenproducts.com/fgp/index.cfm?fuseaction=customer.product&product_code=FF%2DGC202) Apr. 2, 2005.\*

FIG. 6 is a bottom view of the barking doorbell with speaker.

**1 Claim, 2 Drawing Sheets**



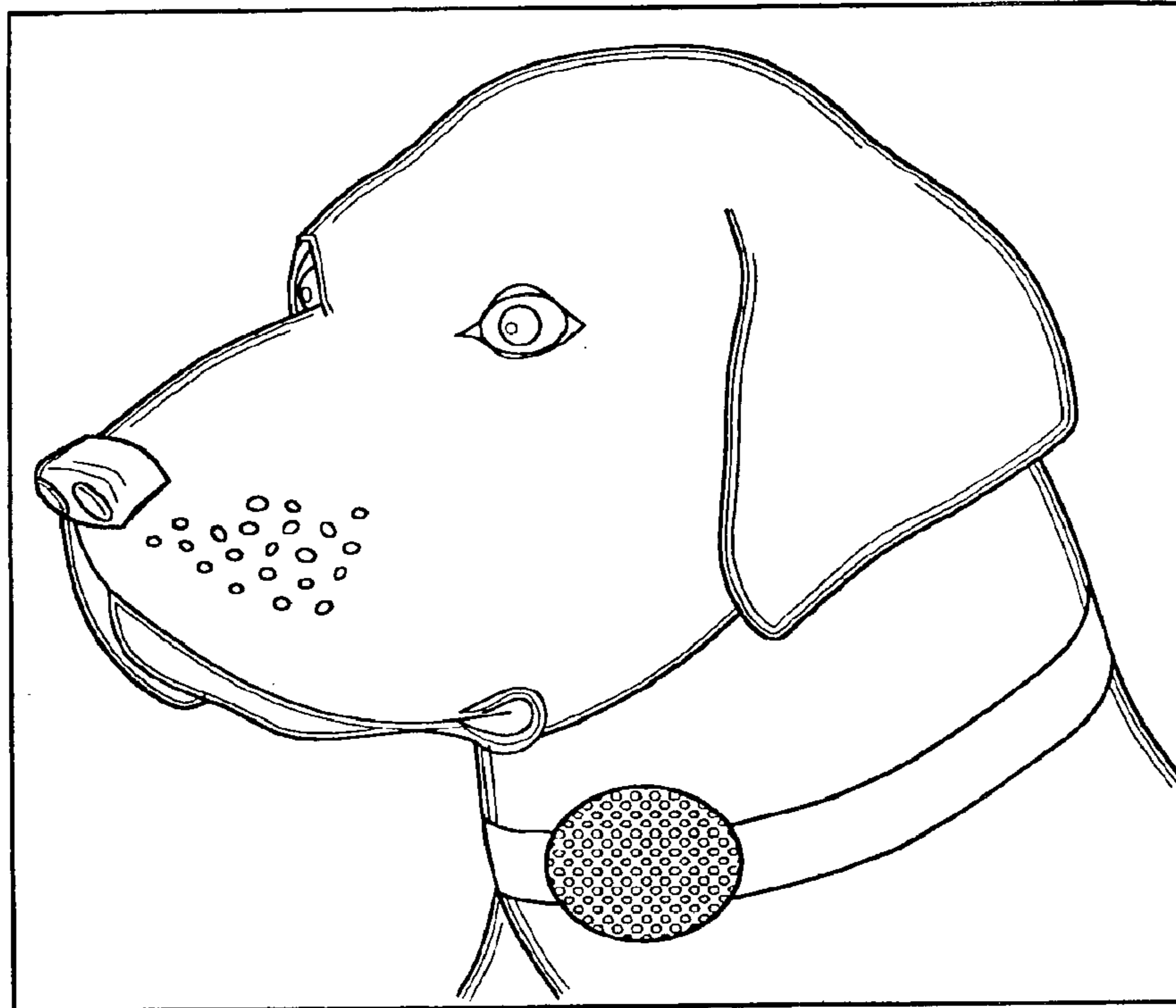


FIG. 1

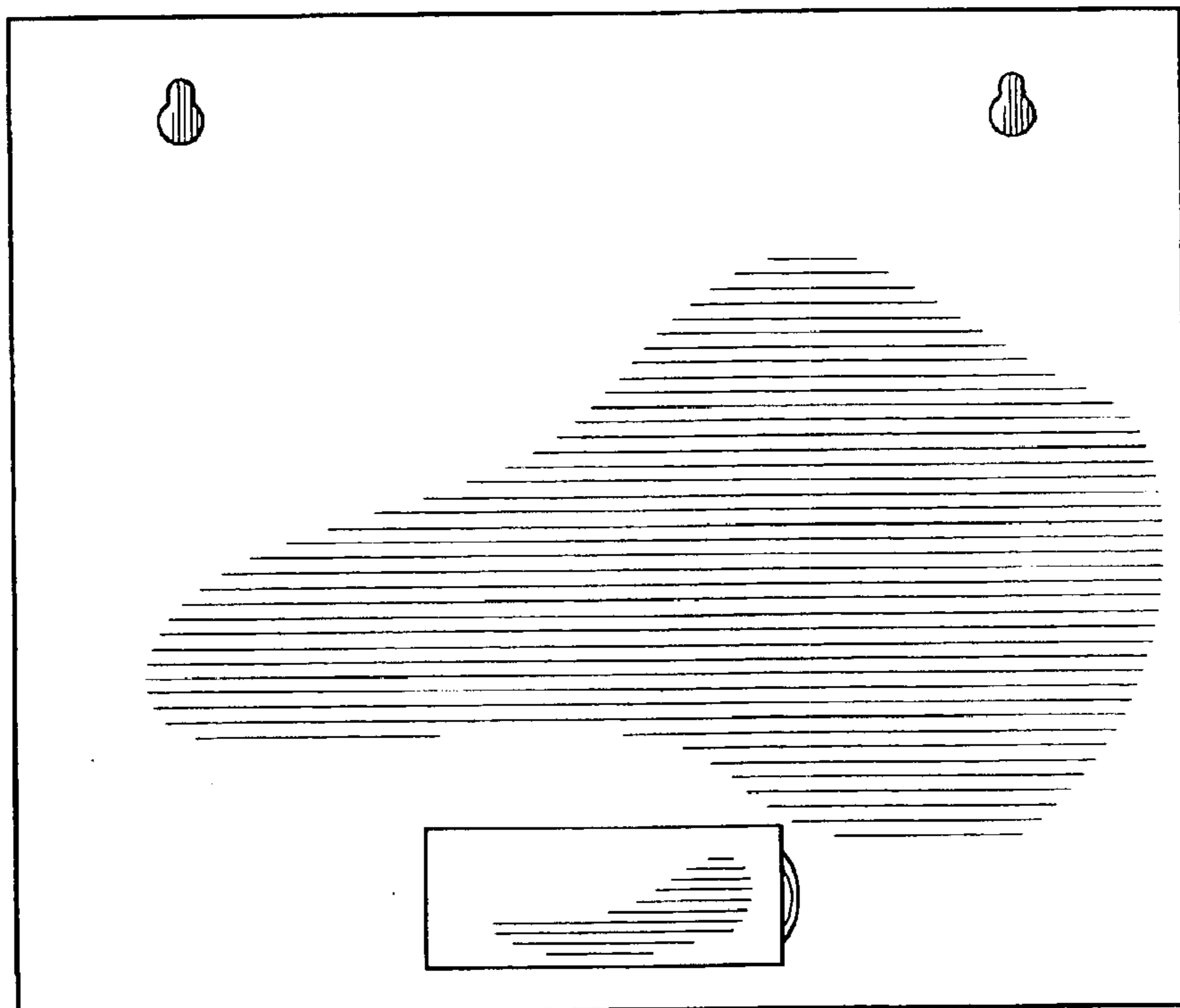


FIG. 2

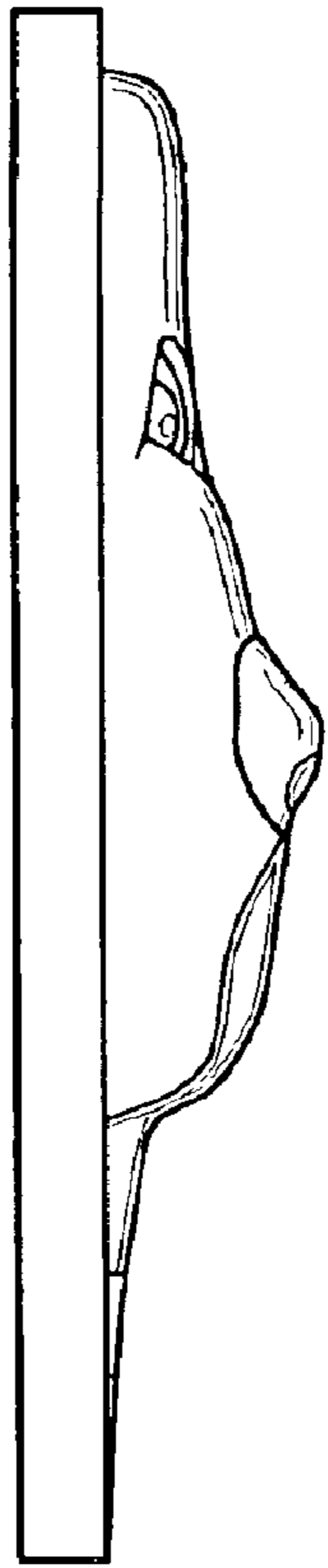


FIG. 3

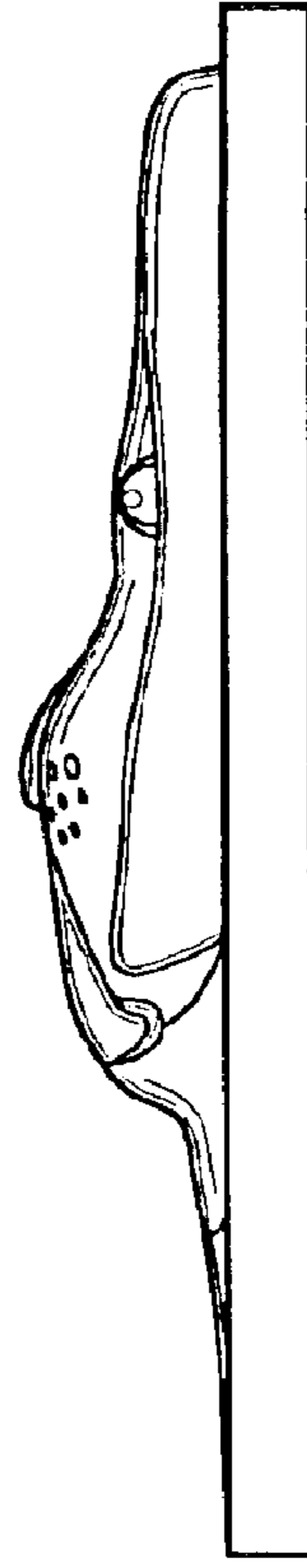


FIG. 4

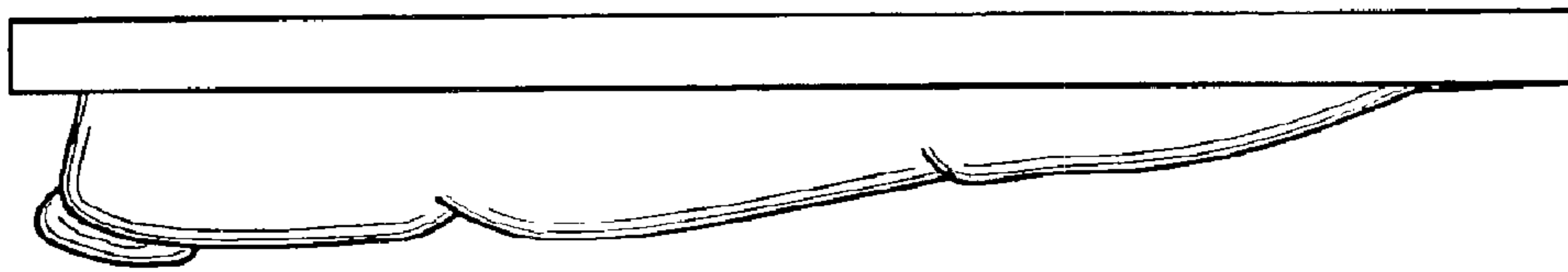


FIG. 5

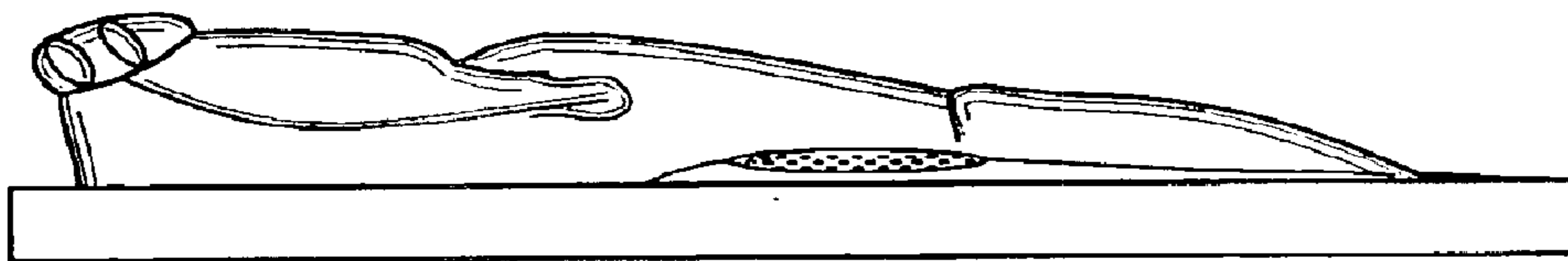


FIG. 6