

US00D510832S

(12) **United States Design Patent**
Schmidt et al.

(10) **Patent No.: US D510,832 S**
(45) **Date of Patent: ** Oct. 25, 2005**

(54) **WALL CABINET**

(75) Inventors: **Duane A. Schmidt**, Newburgh, IN (US); **Allan R. Steinkuhl**, Evansville, IN (US); **Joseph L. Coleman**, Evansville, IN (US)

(73) Assignee: **Whirlpool Corporation**, Benton Harbor, MI (US)

(**) Term: **14 Years**

(21) Appl. No.: **29/210,767**

(22) Filed: **Aug. 5, 2004**

Related U.S. Application Data

(62) Division of application No. 29/173,466, filed on Dec. 30, 2002, now Pat. No. Des. 495,912.

(51) **LOC (8) Cl.** **06-04**

(52) **U.S. Cl.** **D6/561**

(58) **Field of Search** D6/512, 553, 559-561, D6/432, 492, 445-448, 510-511; D25/47-48, 58, 138, 141, 103, 106-111, 157-159; 52/177-181; 312/100, 204, 242-245

(56) **References Cited**

U.S. PATENT DOCUMENTS

D95,158 S * 4/1935 Surerus D25/158

D288,489 S * 2/1987 Tofani D25/48
5,807,021 A * 9/1998 Aaron 52/177
D455,503 S * 4/2002 Heltzer D25/158
D471,377 S * 3/2003 Gledhill et al. D6/432

* cited by examiner

Primary Examiner—Brian N Vinson

(74) *Attorney, Agent, or Firm*—Robert O. Rice; Stephen Krefman; John F. Colligan

(57) **CLAIM**

The ornamental design for a wall cabinet, as shown and described.

DESCRIPTION

FIG. 1 is a right front perspective view of a wall cabinet showing my new design;

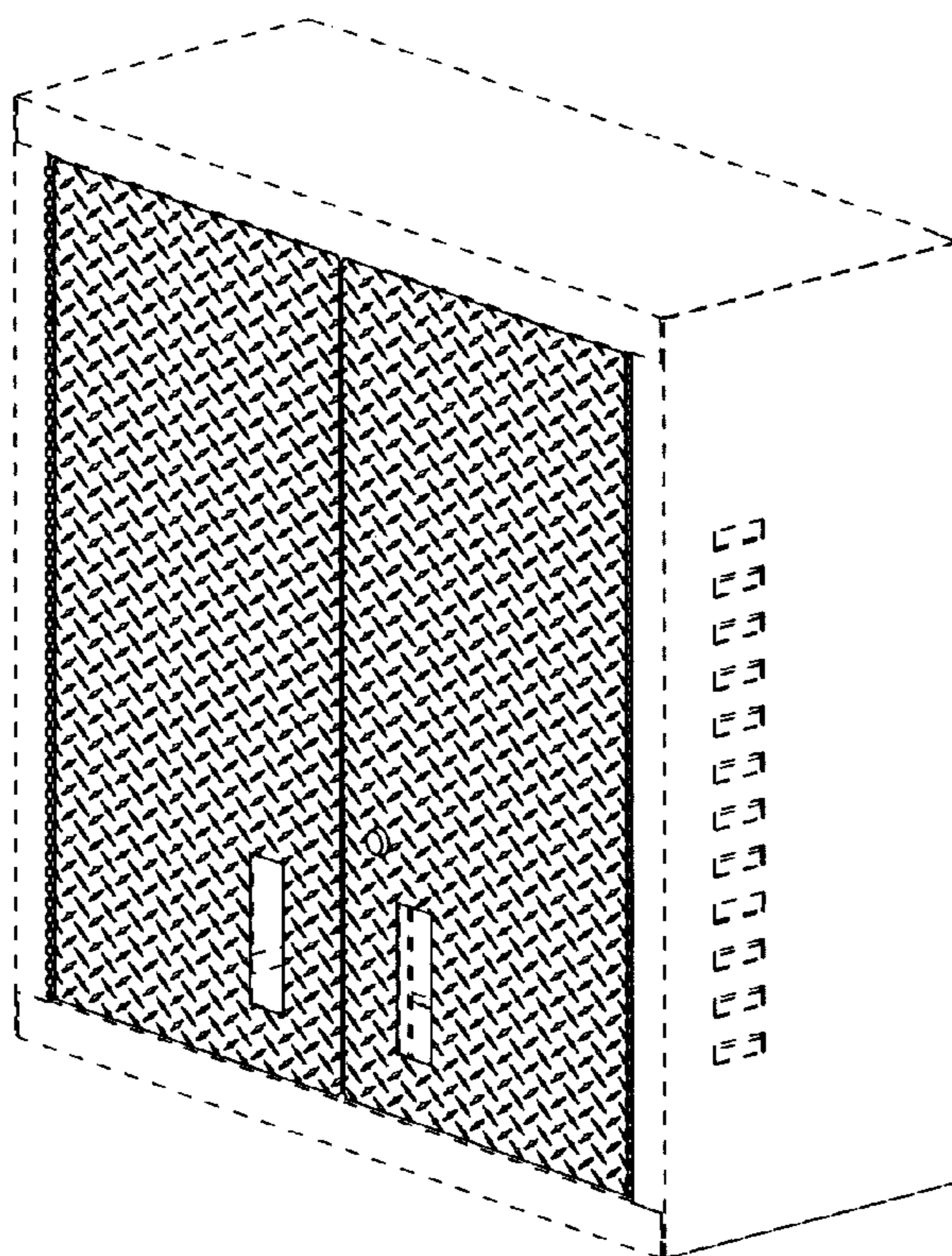
FIG. 2 is a front elevational view; and,

FIG. 3 is an enlarged fragmentary front elevational view thereof.

The ornamental design is not visible in the rear elevation, top plan, or bottom plan views. Those portions of the disclosure shown in broken lines are understood to form no part of the claimed design.

The characteristic feature of the claimed design resides in the use of a pattern on the wall cabinet doors.

1 Claim, 2 Drawing Sheets



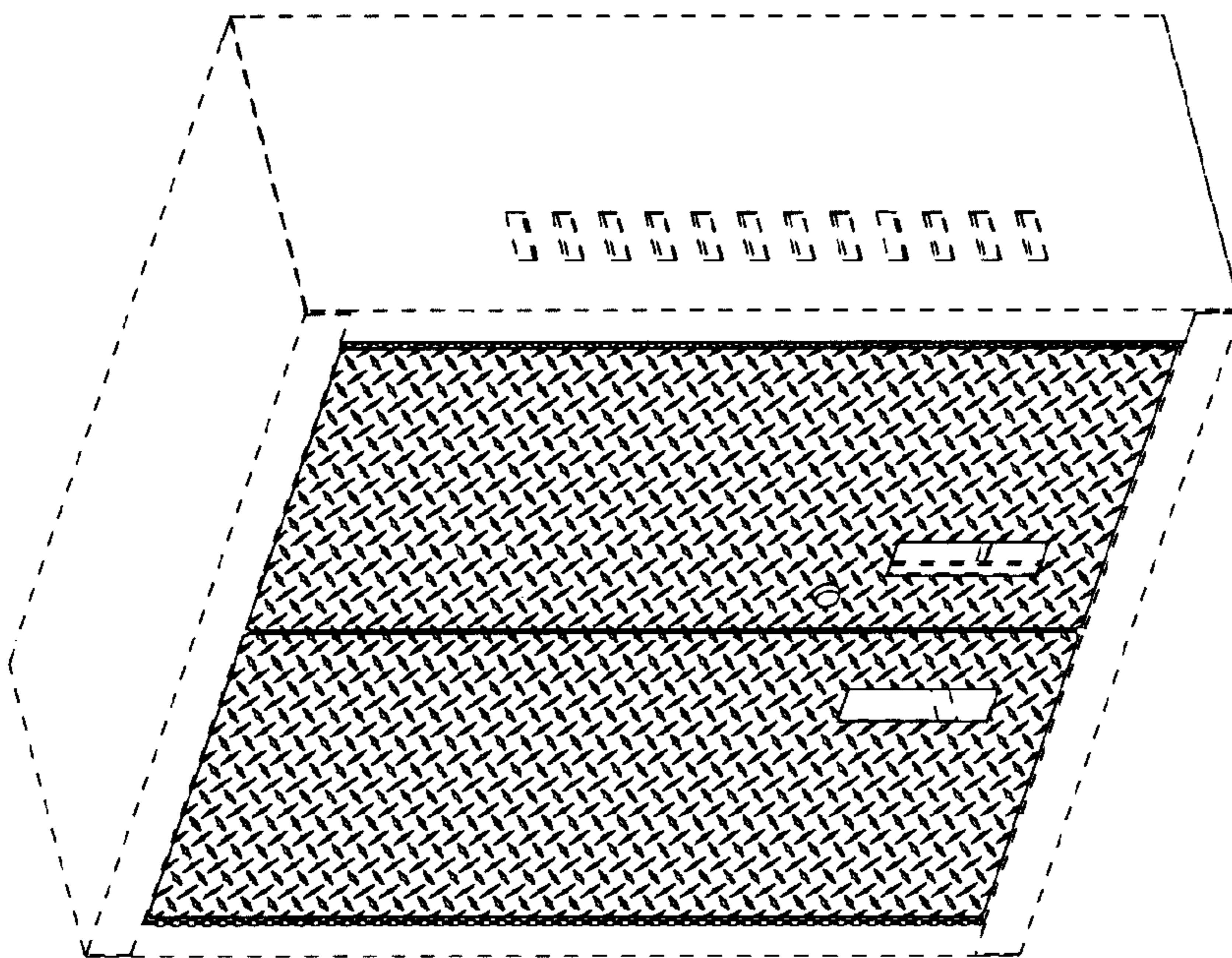


Fig. 1

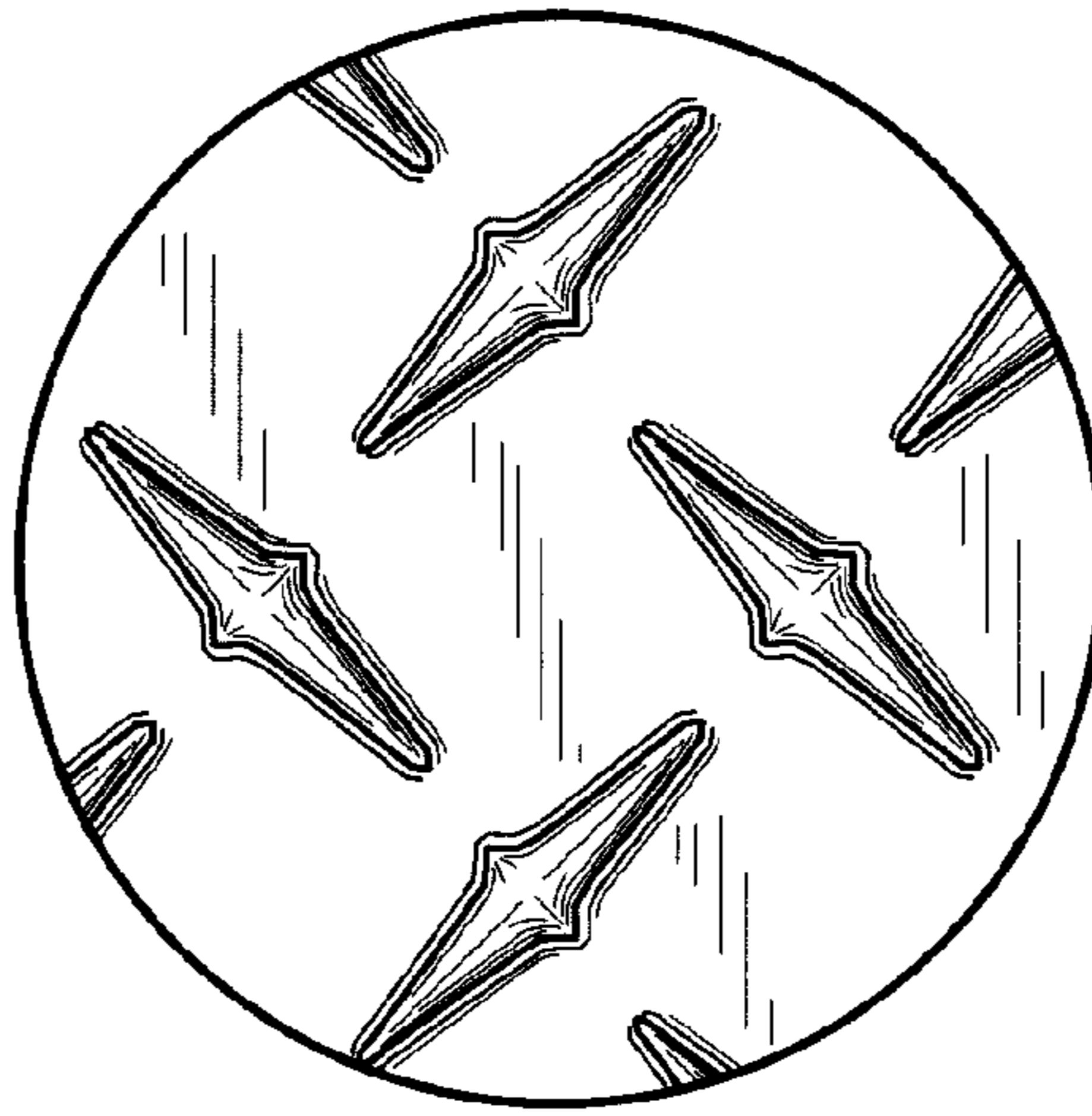


Fig. 3

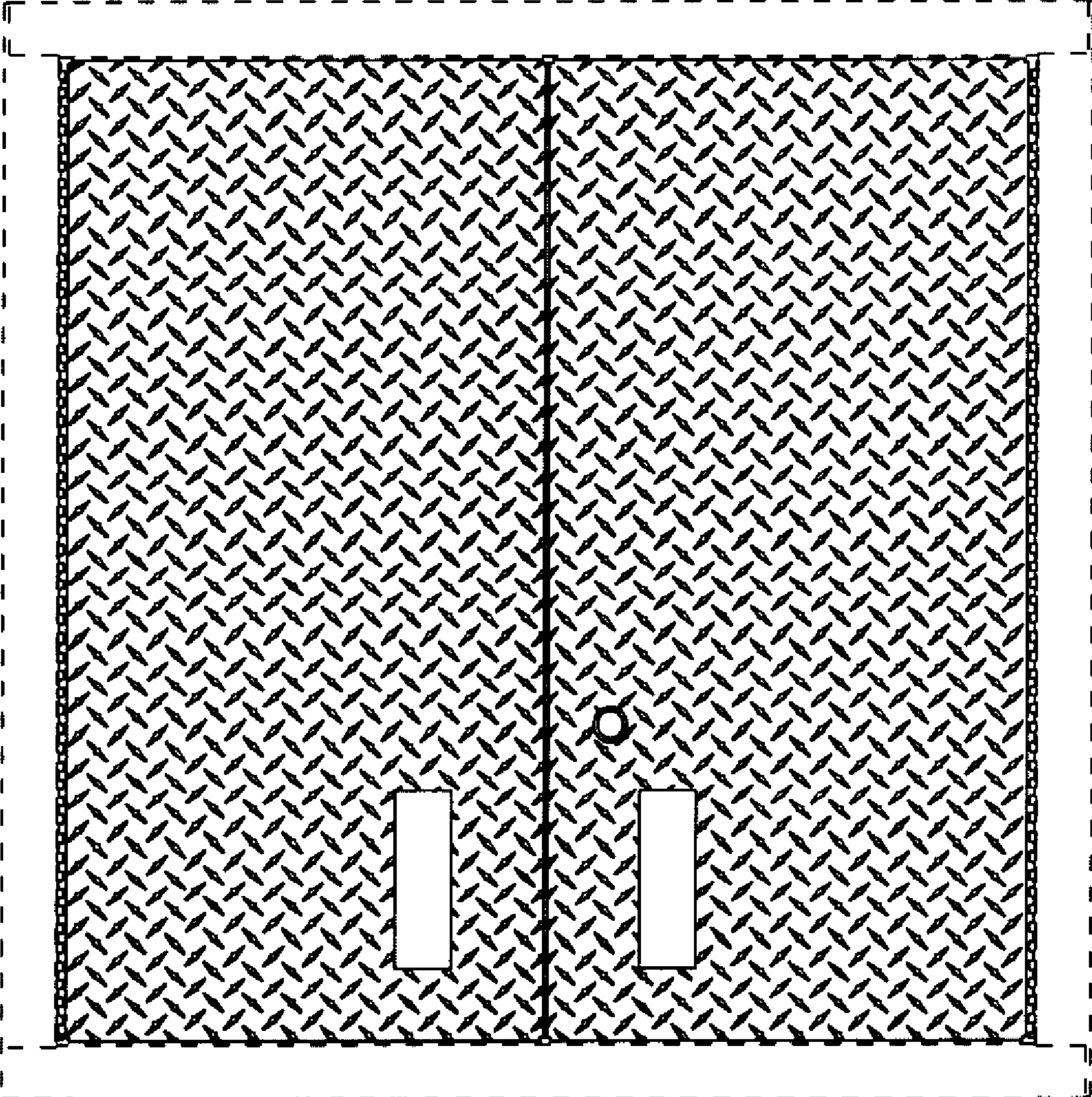


Fig. 2