



US00D510806S

(12) **United States Design Patent** (10) **Patent No.:** **US D510,806 S**  
**Bourne** (45) **Date of Patent:** **\*\* Oct. 25, 2005**

(54) **CARRYING CASE BODY**  
(75) Inventor: **Christopher Bourne**, West Valley City, UT (US)  
(73) Assignee: **Zero Manufacturing, Inc.**, North Salt Lake, UT (US)  
(\*\*) Term: **14 Years**

D244,639 S 6/1977 Greenbaum  
D298,486 S 11/1988 Jain  
D329,134 S 9/1992 Tokuda et al.  
D331,663 S 12/1992 Roncato  
5,611,399 A \* 3/1997 Richard et al. .... 166/230  
D401,408 S 11/1998 Sun et al.  
6,105,276 A \* 8/2000 Ensign et al. .... 34/453  
D465,084 S 11/2002 McGuire  
D471,014 S 3/2003 Shapiro  
6,607,032 B2 \* 8/2003 Voll et al. .... 166/227

(21) Appl. No.: **29/209,702**  
(22) Filed: **Jul. 20, 2004**

\* cited by examiner

**Related U.S. Application Data**

*Primary Examiner*—Philip S. Hyder  
(74) *Attorney, Agent, or Firm*—Bruce Kaser; Brian L. Johnson; Davis Wright Tremaine LLP

(62) Division of application No. 29/178,535, filed on Mar. 26, 2003, now Pat. No. Des. 500,206.

(57) **CLAIM**

(51) **LOC (8) Cl.** ..... **03-01**  
(52) **U.S. Cl.** ..... **D3/321**  
(58) **Field of Search** ..... D3/273, 276, 274, D3/281, 291, 283, 279, 294, 900, 318, 321; D5/50, 23, 56; 190/100, 115, 116, 125, 124, 900

The ornamental design for a carrying case body, as shown and described.

**DESCRIPTION**

(56) **References Cited**

FIG. 1 is a left side elevational view of a carrying case body, showing my new design, the right side elevational view being an identical image thereto.

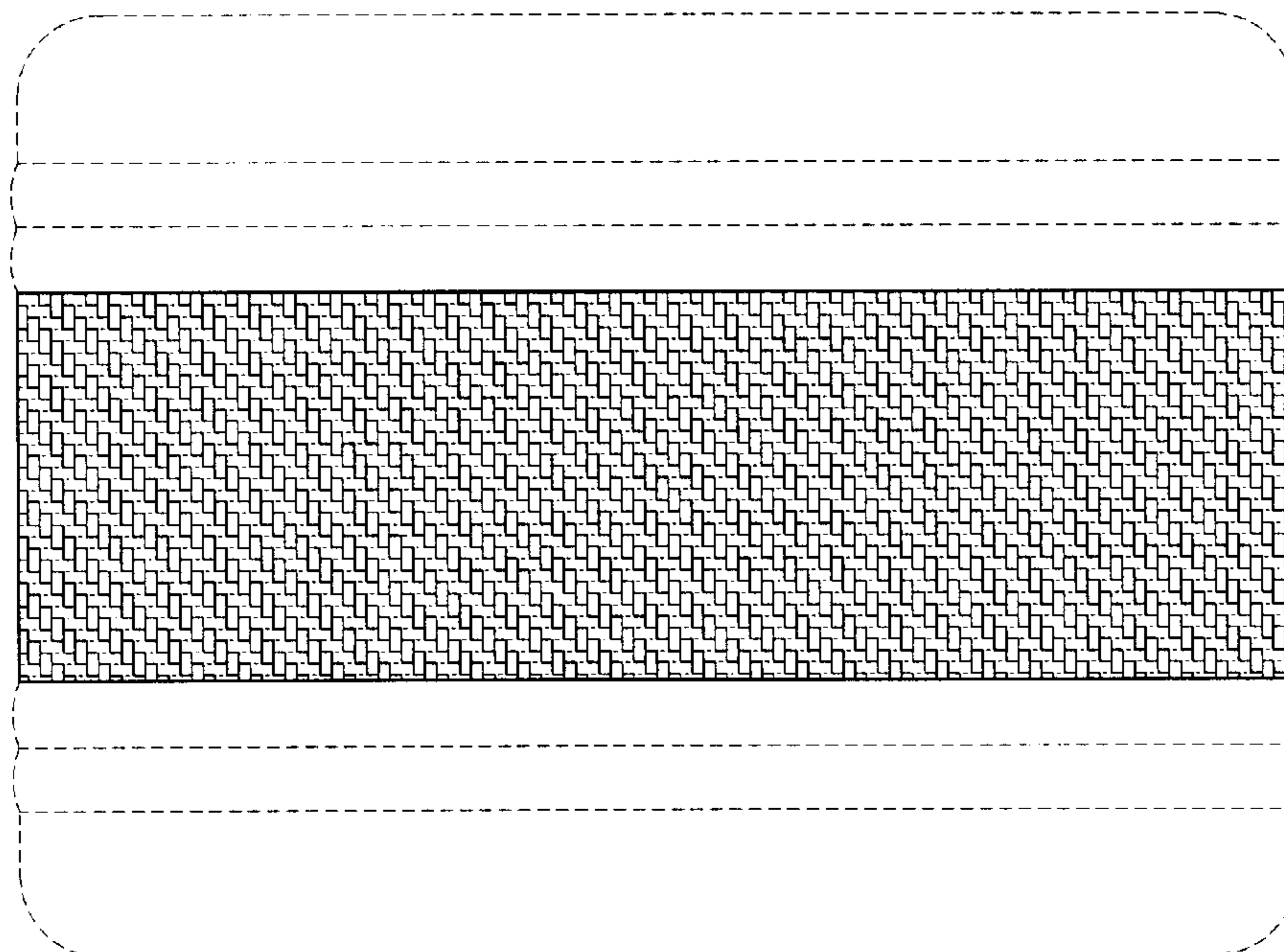
**U.S. PATENT DOCUMENTS**

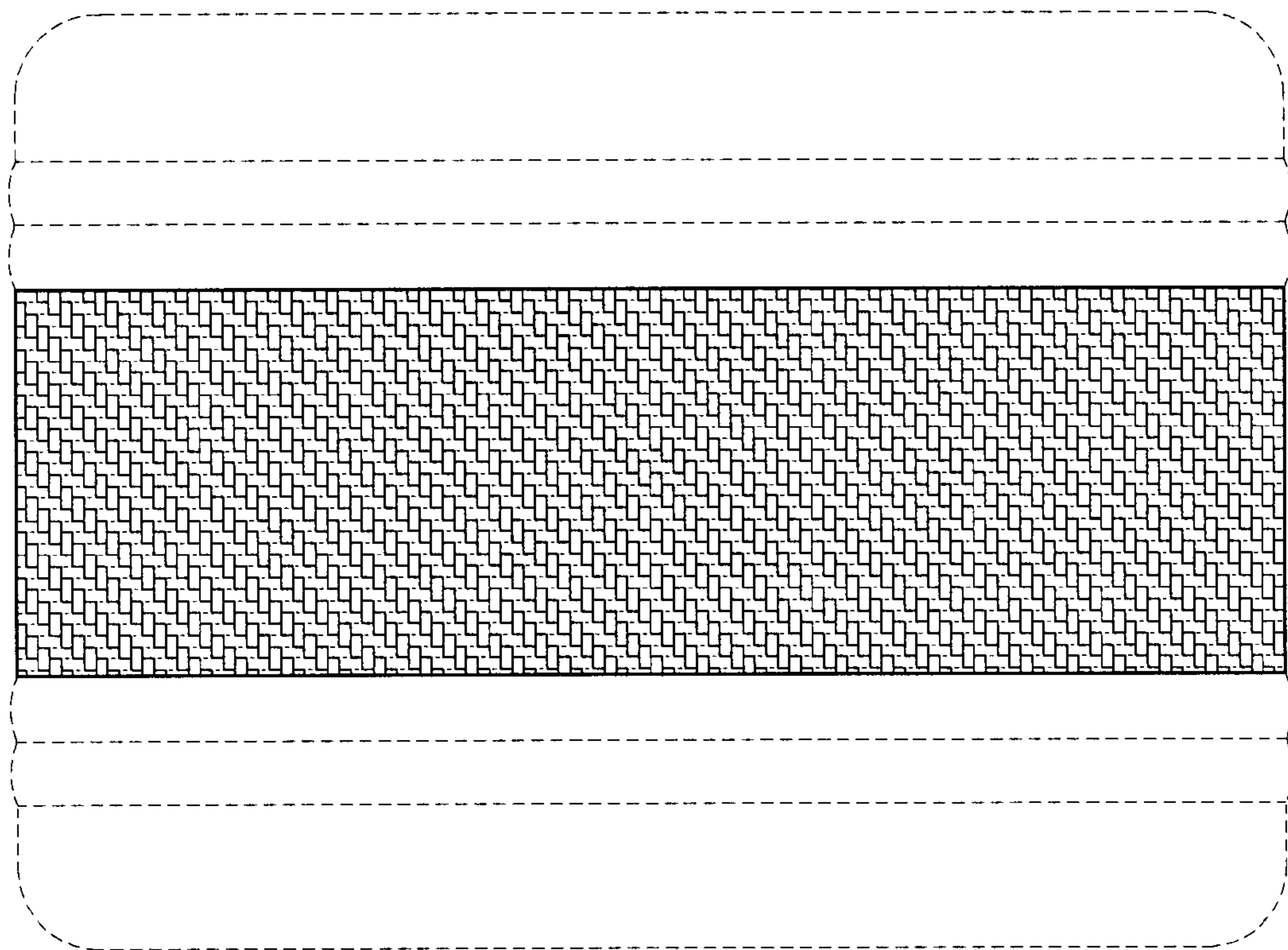
1,093,484 A \* 4/1914 Schwarzrock ..... 190/126  
D63,496 S \* 12/1923 Schacht ..... D3/243  
2,420,978 A \* 5/1947 Rasero ..... 139/384 A  
2,886,697 A \* 5/1959 Pomeroy ..... 362/148  
3,071,220 A 1/1963 O'Neil  
3,749,211 A \* 7/1973 Cima ..... 190/109

FIG. 2 is a front elevational view thereof, the rear elevational view being an identical image thereto; and, FIG. 3 is a top plan view thereof, the bottom plan view being an identical image thereto.


The broken lines within an area bounded by solid lines indicates shading. The other broken lines are for illustrative purposes only and form no part of the claimed design.

**1 Claim, 2 Drawing Sheets**






*Fig. 1*



*Fig. 2*



*Fig. 3*