



US00D510797S

(12) **United States Design Patent** (10) **Patent No.:** **US D510,797 S**
Cass (45) **Date of Patent:** **** Oct. 25, 2005**

(54) **PORTION OF A SHOE UPPER**

(75) Inventor: **William J. Cass**, Portland, OR (US)

(73) Assignee: **Nike, Inc.**, Beaverton, OR (US)

(**) Term: **14 Years**

(21) Appl. No.: **29/208,213**

(22) Filed: **Jun. 28, 2004**

(51) **LOC (8) Cl.** **02-99**

(52) **U.S. Cl.** **D2/972**

(58) **Field of Search** D2/902, 907, 908,
D2/943, 944, 969, 972-974; 36/45, 50.1,
77 M, 77 R, 83, 88, 113, 114, 126-131

(56) **References Cited**

U.S. PATENT DOCUMENTS

D248,192 S	6/1978	Stevenson	
D334,090 S	3/1993	Teague	
D365,199 S	12/1995	Avar	
D398,761 S	9/1998	Smith, III	
D402,098 S	12/1998	Cooper	
D406,628 S	3/1999	Avar et al.	
D412,054 S	7/1999	Gray et al.	
D418,667 S	1/2000	McNaught	
D420,790 S	2/2000	Oliva	
D428,244 S	7/2000	Young	
D433,217 S	* 11/2000	Link	D2/972
D446,638 S	8/2001	Ammon	
D447,618 S	9/2001	Matis et al.	
D460,611 S	* 7/2002	Wahoske	D2/972
D474,883 S	* 5/2003	Cooper	D2/972
D475,520 S	6/2003	Avar	
D475,523 S	6/2003	McDowell	
D490,601 S	6/2004	Kuerbis	
D491,345 S	* 6/2004	Simpson et al.	D2/972
D494,352 S	* 8/2004	Fullum	D2/972
D494,355 S	* 8/2004	Allen	D2/972
D496,528 S	* 9/2004	Mueller	D2/972

OTHER PUBLICATIONS

Nike Footwear Catalog Spring 1996, p. 27, published Jun. 1995.

Nike Footwear Catalog Late Spring 1999, p. W70, published Sep. 1998.

Nike Footwear Catalog Spring 2001, p. W66, published Jun. 2000.

Nike Footwear Catalog Spring 2002, p. M27, published Jun. 2001.

Nike Footwear Catalog Holiday 2002, pp. W40, M42, published Mar. 2002.

Nike Footwear Catalog Spring 2003, p. M29, published Jun. 2002.

Nike Footwear Catalog Fall 2003, pp. M30, M78, published Nov. 2002.

Nike Footwear Catalog Holiday 2003, p. M45, published Mar. 2003.

Nike Footwear Catalog Holiday 2004, pp. M12, M39 published Mar. 2004.

* cited by examiner

Primary Examiner—Dominic Simone

(74) *Attorney, Agent, or Firm*—Banner & Witcoff, Ltd.

(57) **CLAIM**

The ornamental design for a portion of a shoe upper, as shown and described.

DESCRIPTION

FIG. 1 is a front perspective view of a portion of a shoe upper showing my new design;

FIG. 2 is a side view thereof;

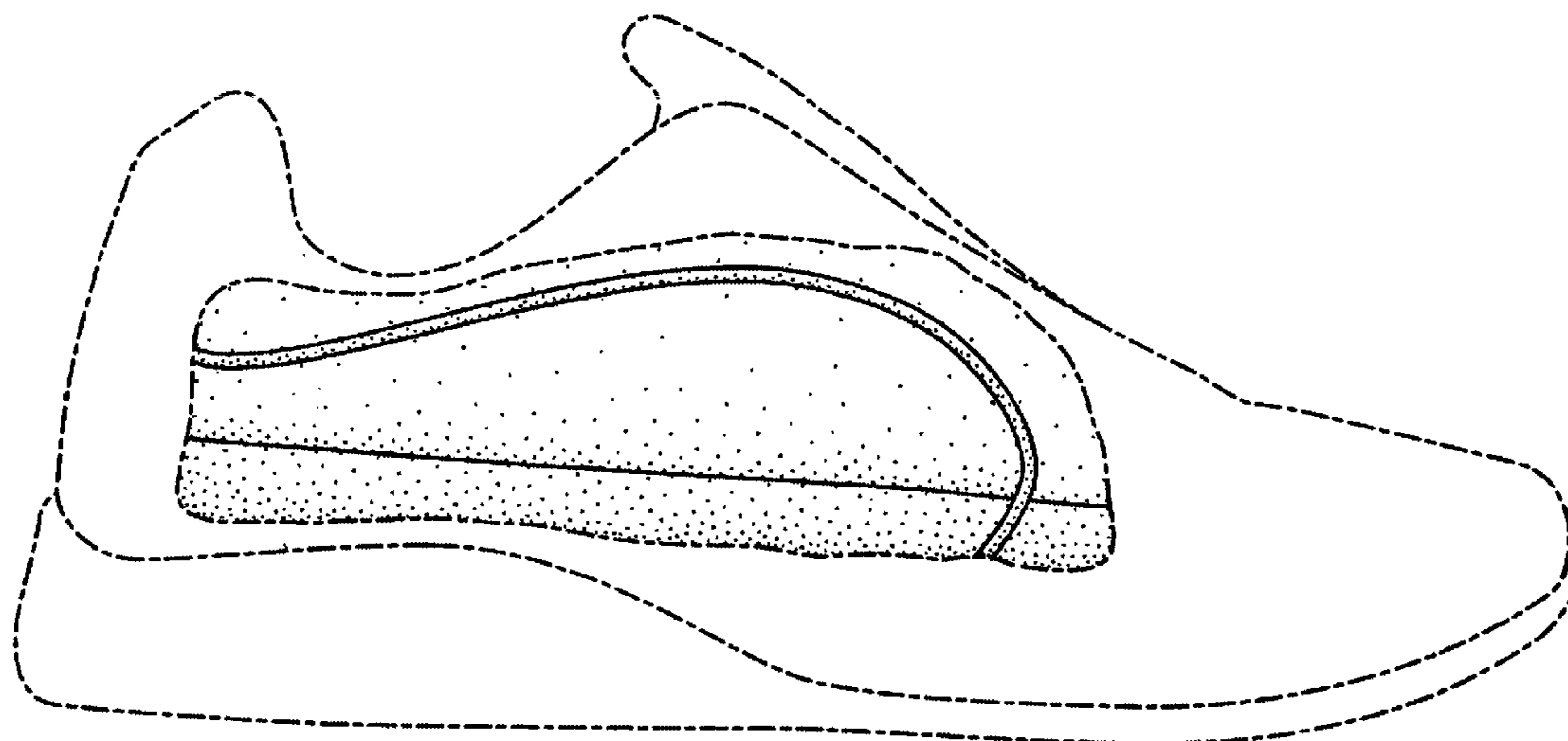
FIG. 3 is a top view thereof;

FIG. 4 is a front view thereof; and,

FIG. 5 is a rear view thereof.

The broken lines immediately adjacent to the shaded areas represent an unclaimed boundary of the design. The broken line showing of the remainder of the shoe is for illustrative purposes only and forms no part of the claimed design.

1 Claim, 4 Drawing Sheets



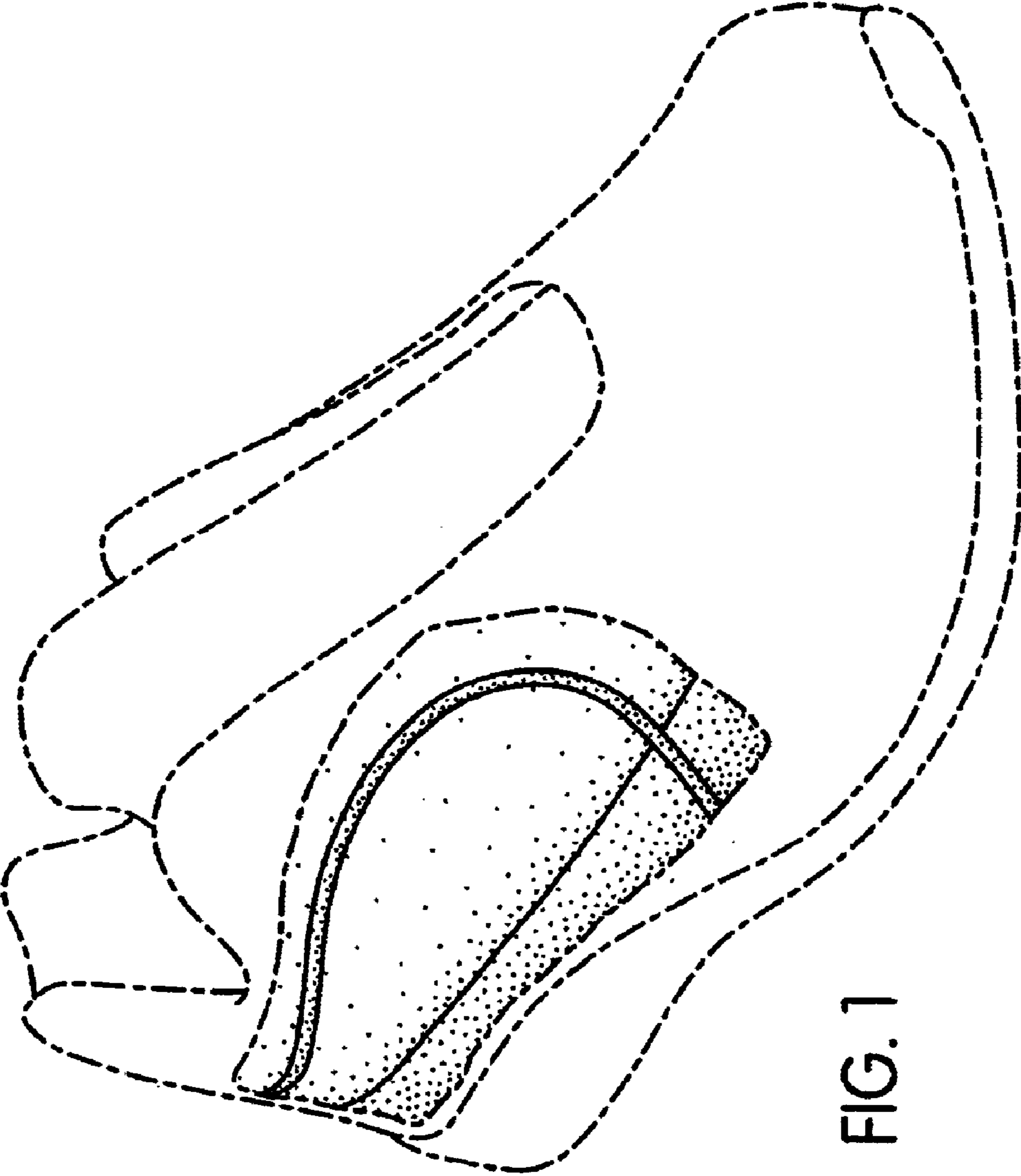


FIG. 1

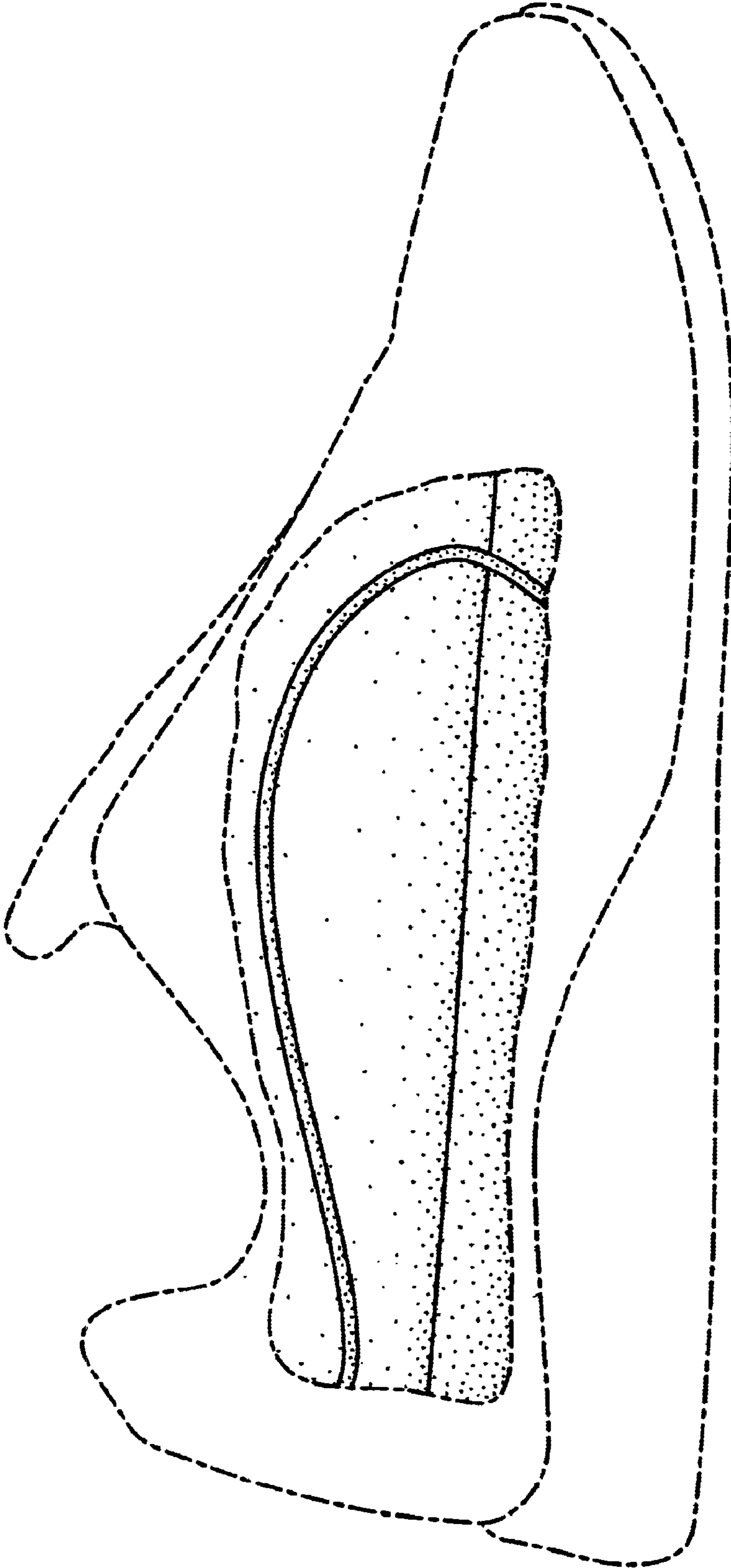


FIG. 2

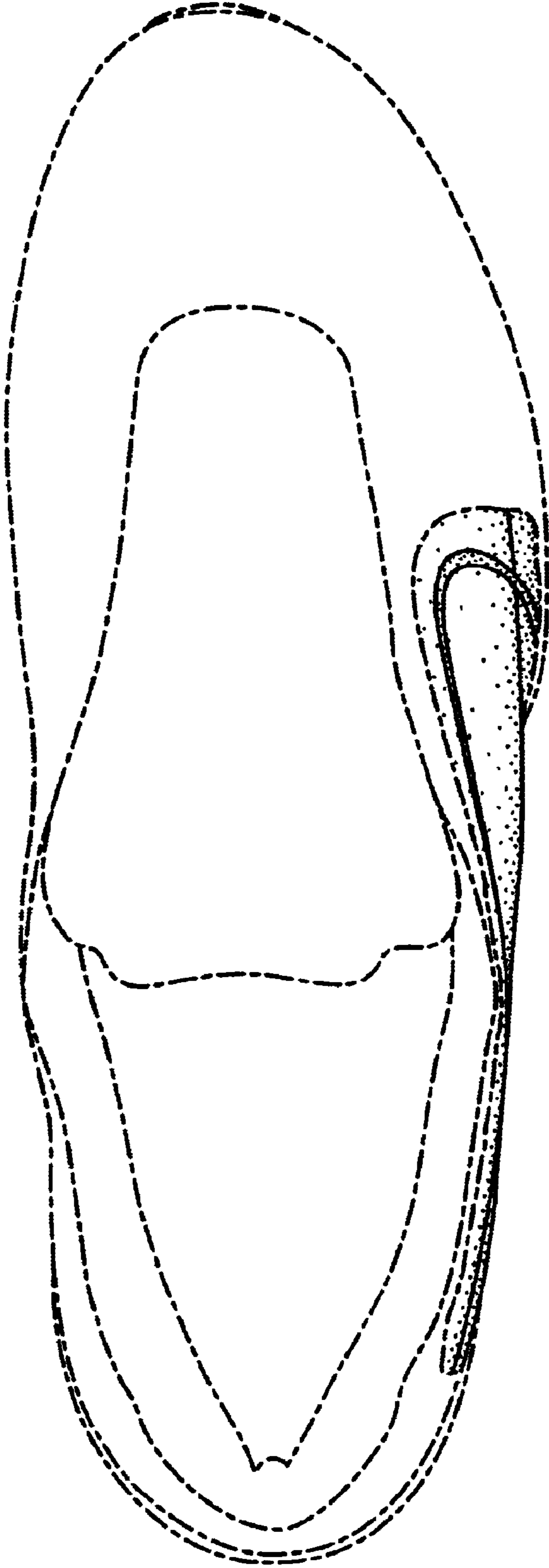


FIG. 3

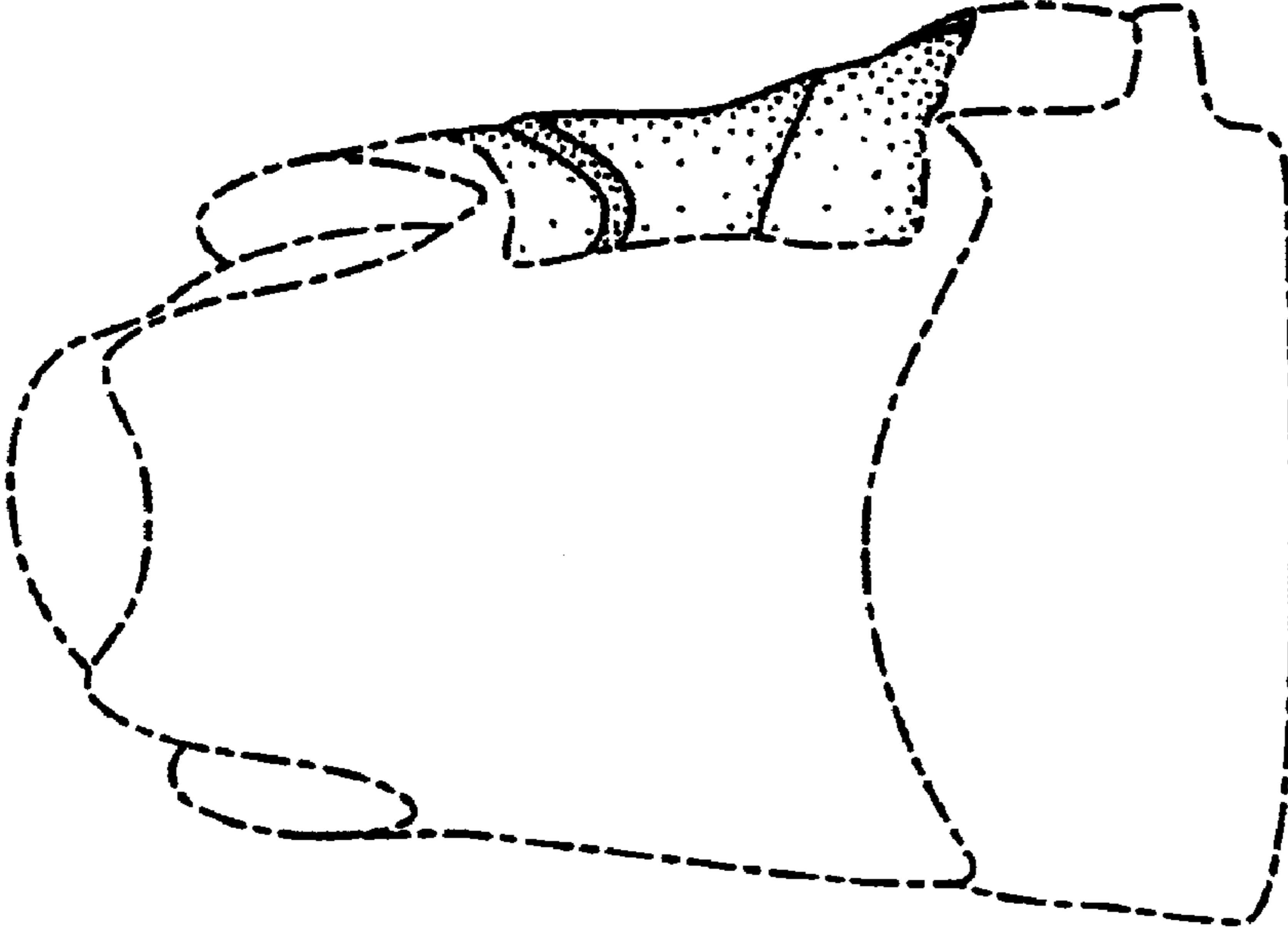


FIG. 5

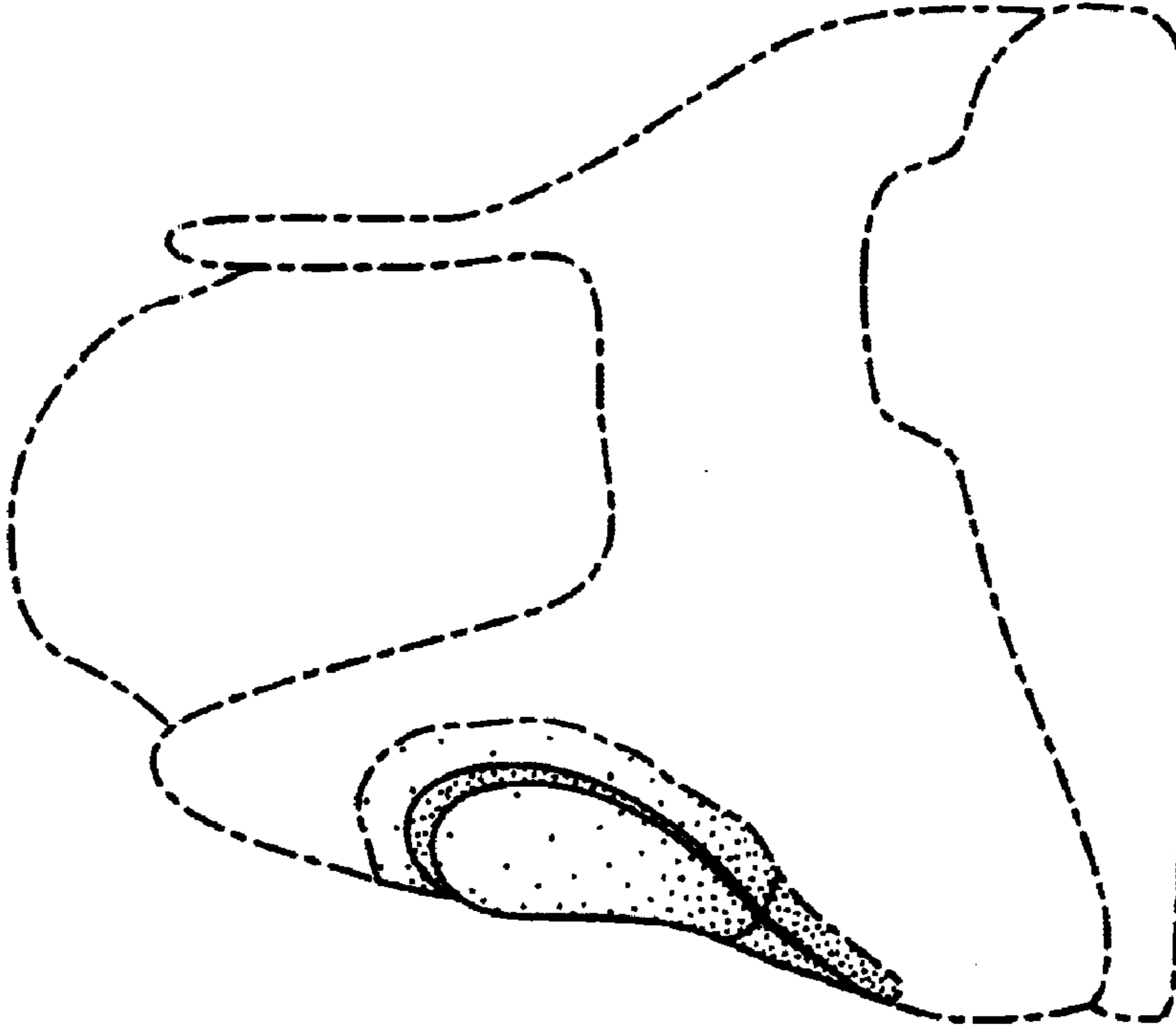


FIG. 4