



US00D510779S

(12) **United States Design Patent**
Gladwin et al.

(10) **Patent No.: US D510,779 S**

(45) **Date of Patent: ** Oct. 18, 2005**

(54) **HAIR FASTENER**

(76) Inventors: **Thea Gladwin**, 119 Hans Strydom Drive, Robin Hills, Randburg (ZA);
Richard George Gladwin, 119 Hans Strydom Drive, Robin Hills, Randburg (ZA)

(**) Term: **14 Years**

(21) Appl. No.: **29/213,268**

(22) Filed: **Sep. 16, 2004**

(30) **Foreign Application Priority Data**

Mar. 16, 2004 (ZA) A2004/0340

(51) **LOC (8) Cl. 28-03**

(52) **U.S. Cl. D28/34; D28/29; D28/32; D28/43**

(58) **Field of Search D28/25, 28, 29, D28/32-34, 39-43; D11/86, 3, 4, 6, 11; 132/273-284, 126-142, 144, 148, 101, 219**

(56) **References Cited**

U.S. PATENT DOCUMENTS

- 252,856 A * 1/1882 Wilson 132/148
- 852,273 A * 4/1907 Hess 132/128
- D66,018 S * 11/1924 Klein D11/11
- D138,984 S * 10/1944 Norton D28/33

- D139,728 S * 12/1944 Jackson D28/32
- 2,775,245 A * 12/1956 Behr 132/273
- D221,115 S * 7/1971 Solomon D28/41
- 3,746,016 A * 7/1973 Goodman 132/274
- D316,161 S * 4/1991 Kuglen D28/41
- D334,793 S * 4/1993 Richardson D28/41
- 6,041,792 A * 3/2000 Kennedy 132/275
- 6,047,705 A * 4/2000 Hawley 132/128
- 6,123,086 A * 9/2000 Kuglen 132/275
- D483,522 S * 12/2003 Leslie D28/33
- D493,380 S * 7/2004 Chavarria D11/3

* cited by examiner

Primary Examiner—Lucy Lieberman

(74) *Attorney, Agent, or Firm*—Young & Thompson

(57) **CLAIM**

The ornamental design for a hair fastener, as shown and described.

DESCRIPTION

FIG. 1 is a top plan view of a hair fastener showing our new design;

FIG. 2 is a bottom plan view thereof;

FIG. 3 is a side view thereof;

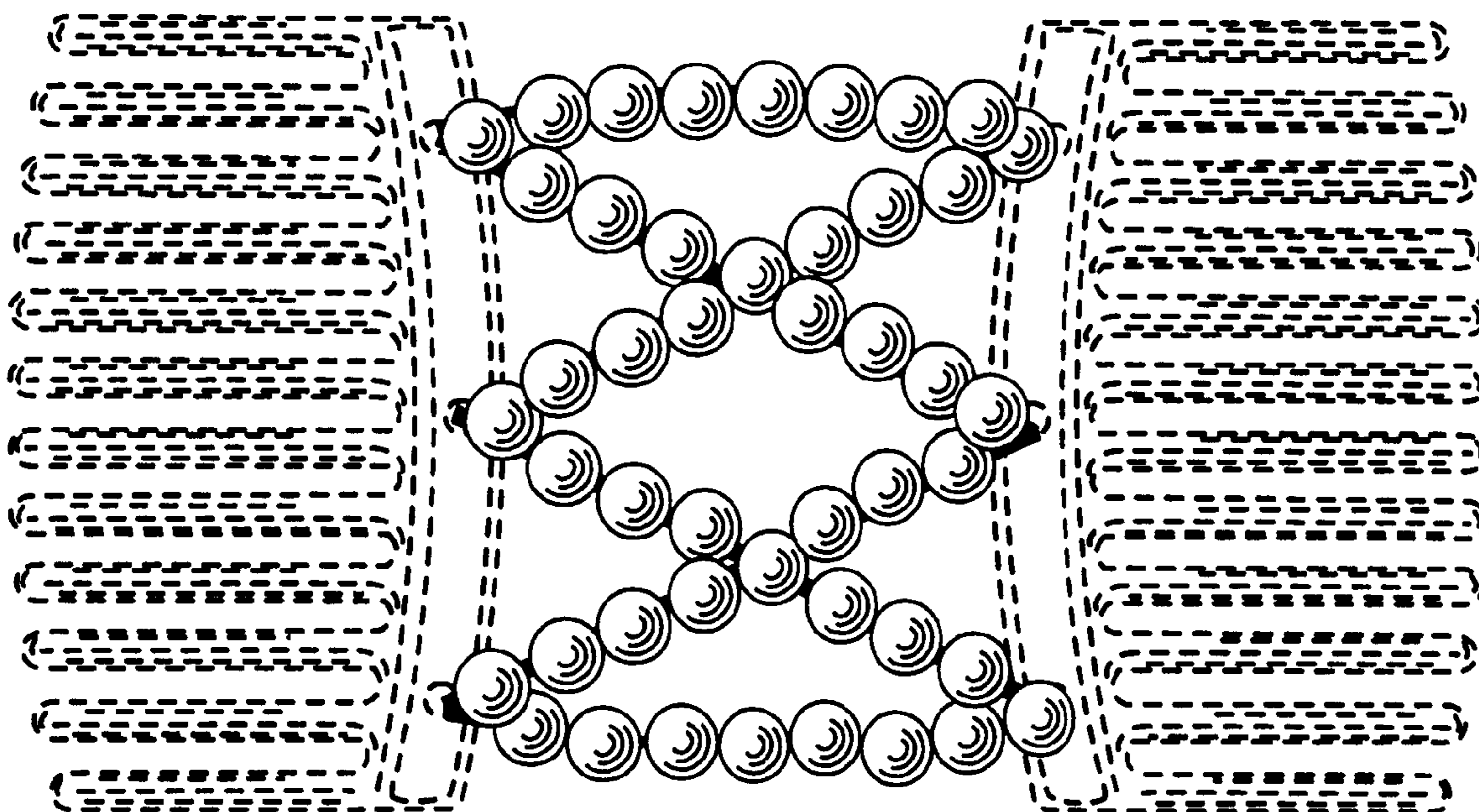
FIG. 4 is an opposing side view thereof;

FIG. 5 is an end view thereof; and,

FIG. 6 is an opposite end view thereof.

The combs are shown in broken lines for illustrative purposes only and form no part of the claimed design.

1 Claim, 2 Drawing Sheets



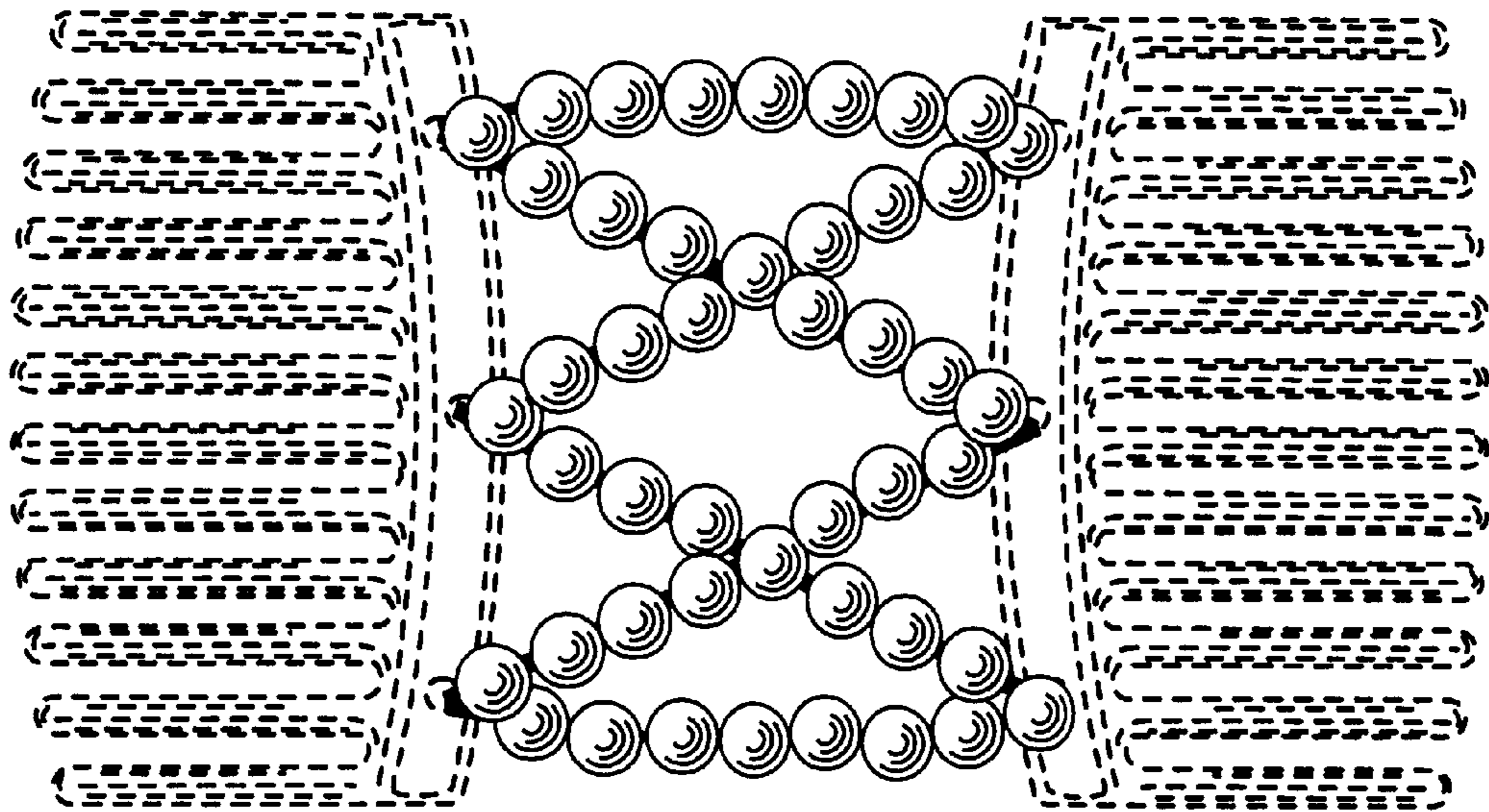


Figure 1

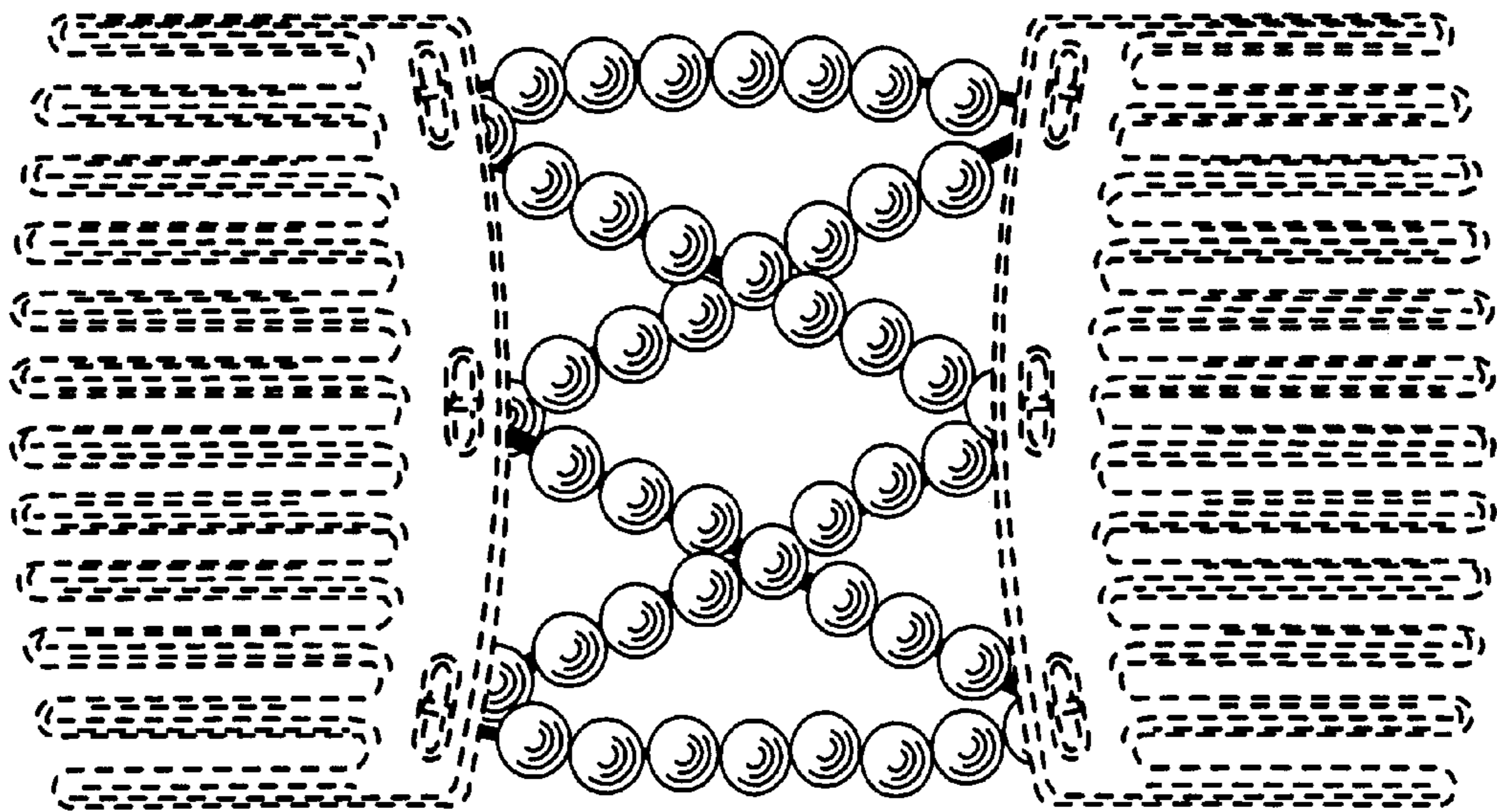


Figure 2




Figure 3

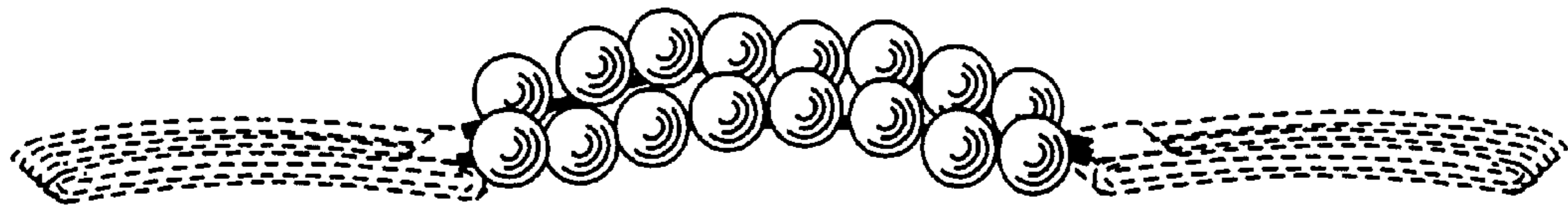


Figure 4



Figure 5



Figure 6