



US00D510713S

(12) **United States Design Patent**
Harbaugh

(10) **Patent No.: US D510,713 S**
(45) **Date of Patent: ** Oct. 18, 2005**

(54) **PLANTER**

(76) **Inventor: Kenneth A. Harbaugh, 9886**
Riverwood Ct., Douglasville, GA (US)
30135

(**) **Term: 14 Years**

(21) **Appl. No.: 29/188,610**

(22) **Filed: Aug. 21, 2003**

Related U.S. Application Data

(62) Division of application No. 29/173,647, filed on Jan. 3, 2003, now Pat. No. Des. 485,785.

(51) **LOC (8) Cl. 11-02**

(52) **U.S. Cl. D11/151; D11/152; D11/153**

(58) **Field of Search D11/143, 148-149,**
D11/151-154; D6/403-404; 47/65.5, 65.7,
67, 71-72, 76, 78; 206/423; 248/27.8; D7/560,
585, 564-565; 217/122; D3/306

(56) **References Cited**

U.S. PATENT DOCUMENTS

95,185 A * 9/1869 Beecher 217/122

D66,768 S * 3/1925 Gilbanks D11/148
1,701,312 A * 2/1929 Shearer 217/122
3,679,119 A * 7/1972 Copping 47/78
5,025,590 A * 6/1991 Smith 47/76
6,085,461 A * 7/2000 Brisson et al. 47/78
D479,695 S * 9/2003 Harbaugh D11/152

* cited by examiner

Primary Examiner—Stacia Cadmus

Assistant Examiner—Mimosa De

(74) *Attorney, Agent, or Firm*—Kilpatrick Stockton LLP


(57) **CLAIM**

The ornamental design for a planter, substantially as shown and described.

DESCRIPTION

FIG. 1 is a perspective view showing the planter;
FIG. 2 is a front view thereof, the rear view being the same;
FIG. 3 is a side view thereof, the opposite side view being the same;
FIG. 4 is a top view thereof; and,
FIG. 5 is a bottom view thereof.

1 Claim, 3 Drawing Sheets



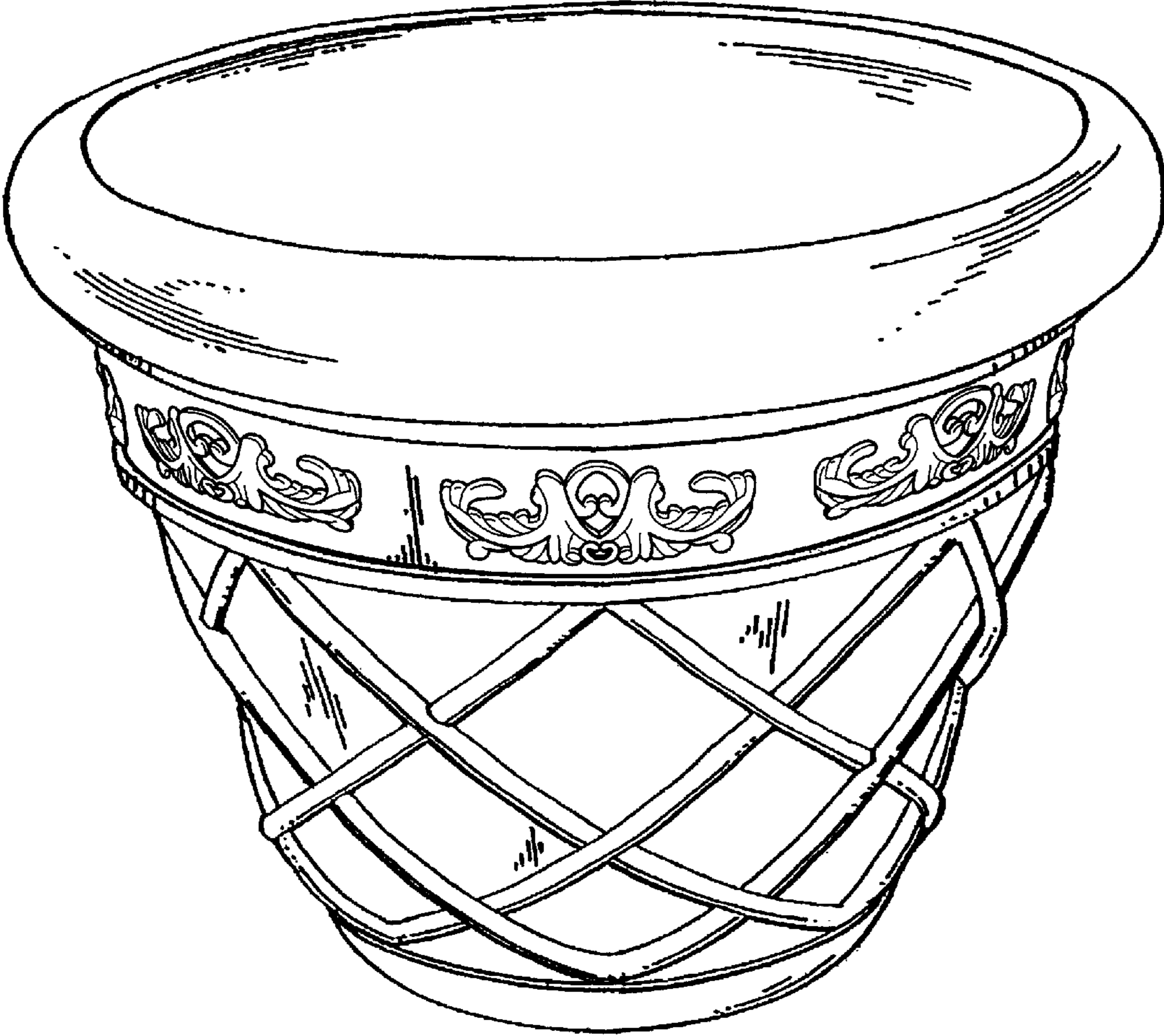


Fig. 1




Fig. 2




Fig. 3




Fig. 4

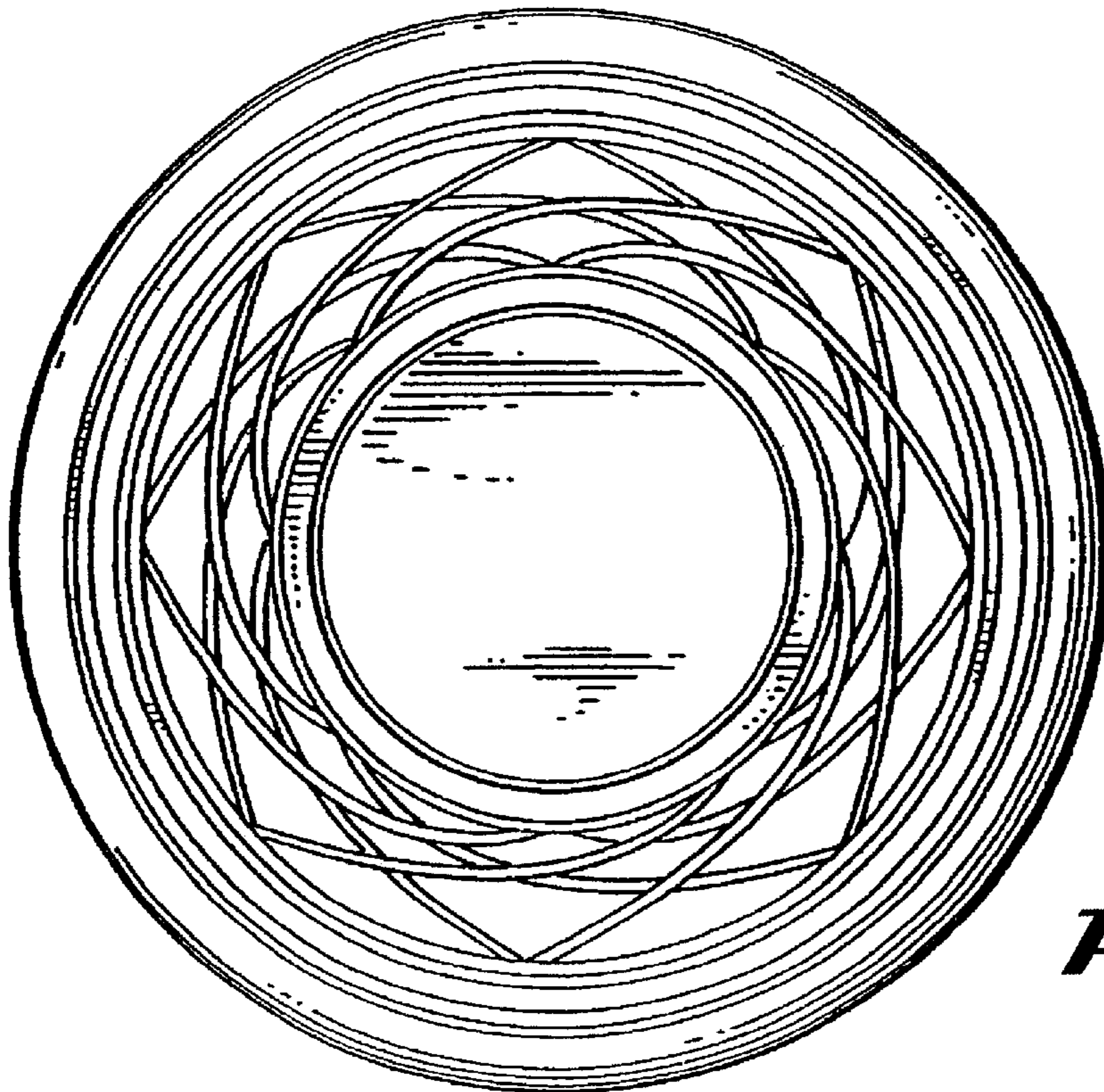


Fig. 5