



US00D510708S

(12) **United States Design Patent**
Ikeuchi

(10) **Patent No.:** **US D510,708 S**

(45) **Date of Patent:** **** Oct. 18, 2005**

(54) **WRIST WATCH CASE WITH BAND**

(75) **Inventor:** **Junko Ikeuchi, Higashikurume (JP)**

(73) **Assignee:** **Citizen Tokei Kabushiki Kaisha (JP)**

(**) **Term:** **14 Years**

(21) **Appl. No.:** **29/219,286**

(22) **Filed:** **Dec. 16, 2004**

(51) **LOC (8) Cl.** **10-02**

(52) **U.S. Cl.** **D10/32**

(58) **Field of Search** D10/1-39, 122-132;
368/276-277, 281-282, 285, 293-295;
D11/3-25; 63/1.1, 3, 5, 11; 224/164, 168

(56) **References Cited**

U.S. PATENT DOCUMENTS

D78,958 S	*	7/1929	Wewetzer	D10/32
D143,816 S	*	2/1946	Flatau	D11/4
D161,296 S	*	12/1950	Tourneau	D10/32
D211,897 S	*	8/1968	Toker	D10/31
D267,860 S	*	2/1983	Kabaya	D10/32
D312,580 S	*	12/1990	Fong	D10/32

D321,485 S	*	11/1991	Bulgari	D10/32
D340,649 S	*	10/1993	Iwamura	D10/32
D361,282 S	*	8/1995	Bulgari	D10/32
D361,524 S	*	8/1995	Bulgari	D10/32
D376,545 S	*	12/1996	Bulgari	D10/32
D431,785 S	*	10/2000	Tavenas	D10/32

* cited by examiner

Primary Examiner—Nelson C. Holtje

(74) *Attorney, Agent, or Firm*—Banner & Witcoff, Ltd.

(57) **CLAIM**

The ornamental design for a wrist watch case with band, as shown and described.

DESCRIPTION

FIG. 1 is a perspective view,
FIG. 2 is a front elevational view thereof,
FIG. 3 is a rear elevational view thereof,
FIG. 4 is a right side elevation view thereof,
FIG. 5 is a left side elevation view thereof,
FIG. 6 is a top plan view thereof; and,
FIG. 7 is a bottom plan view thereof.

1 Claim, 3 Drawing Sheets



FIG. 1



FIG. 2




FIG. 3

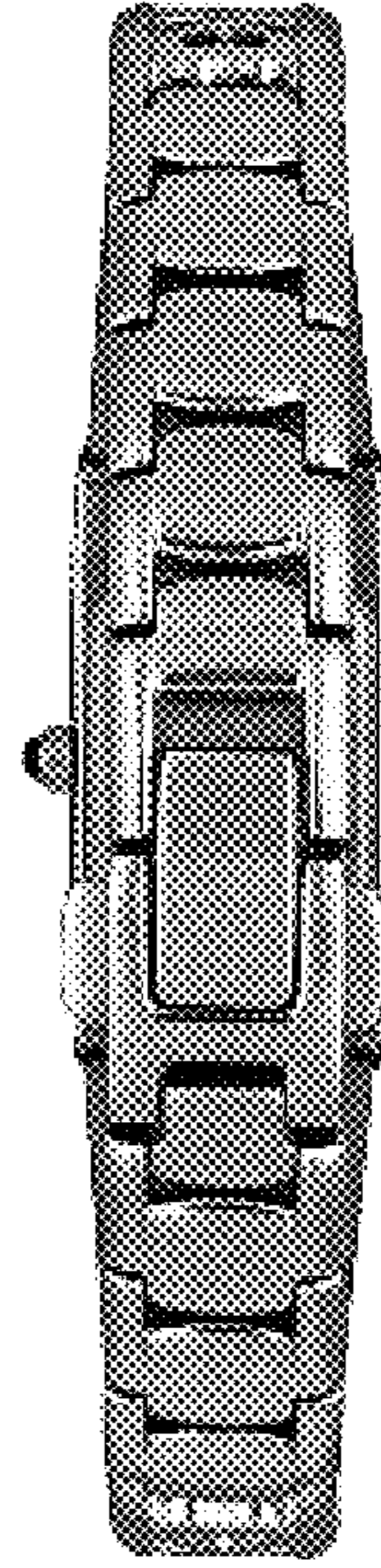


FIG. 4




FIG. 5




FIG. 6

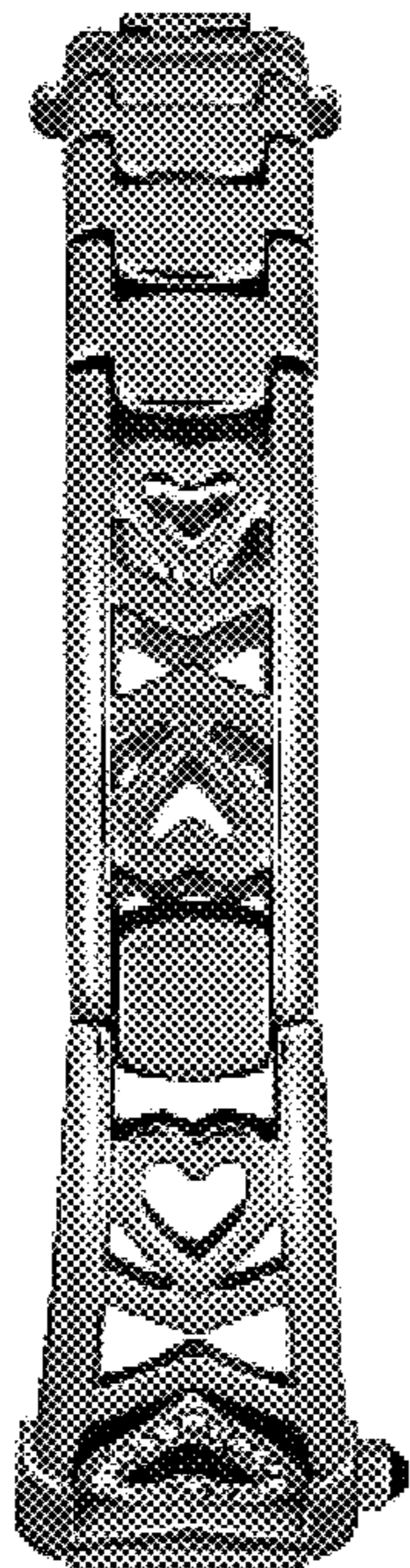


FIG. 7

