



US00D510702S

(12) **United States Design Patent**
Kusumi et al.

(10) **Patent No.:** **US D510,702 S**
(45) **Date of Patent:** **** Oct. 18, 2005**

(54) **PACKAGE**

(75) Inventors: **Shigeo Kusumi**, Chiyoda-ku (JP);
Susumu Kawabata, Chiyoda-ku (JP)

(73) Assignee: **Hisamitsu Pharmaceutical Co., Inc.**,
Tosu (JP)

(**) Term: **14 Years**

(21) Appl. No.: **29/182,101**

(22) Filed: **May 21, 2003**

(30) **Foreign Application Priority Data**

Dec. 12, 2002 (JP) D2002-037021

(51) **LOC (8) Cl.** **09-03**

(52) **U.S. Cl.** **D9/432**

(58) **Field of Search** D9/432, 414, 423,
D9/433, 499; 206/459.1, 459.5, 525, 527;
229/100, 103.3, 124, 153, 800

(56) **References Cited**

U.S. PATENT DOCUMENTS

D98,468 S	*	2/1936	Wandel	D9/337
D110,869 S	*	8/1938	Kovacs	D9/432
D163,914 S	*	7/1951	Voice	D9/432
D364,805 S	*	12/1995	Hata	D9/432
D366,672 S	*	1/1996	Kitzmilller	D19/53
D377,144 S	*	1/1997	Sawa	D9/432
D453,682 S	*	2/2002	Kusumi et al.	D9/432
D453,683 S	*	2/2002	Kusumi et al.	D9/432
D456,711 S	*	5/2002	Kusumi	D9/432

* cited by examiner

Primary Examiner—Prabhakar Deshmukh
Assistant Examiner—Daniel Bui

(74) *Attorney, Agent, or Firm*—Leydig, Voit & Mayer, Ltd.

(57) **CLAIM**

The ornamental design for a package, as described and shown.

DESCRIPTION

The patent or application file contains at least one drawing executed in color. Copies of this patent or patent application publication with color drawing(s) will be provided by the Office upon request and payment of the necessary fee.

FIG. 1 is a perspective view of the first embodiment of a package of the present invention.

FIG. 2 is a front view of the package of FIG. 1.

FIG. 3 is a rear view of the package of FIG. 1.

FIG. 4 is a plan view of the package of FIG. 1.

FIG. 5 is a bottom view of the package of FIG. 1.

FIG. 6 is a right side view of the package of FIG. 1.

FIG. 7 is a left perspective view of the package of FIG. 1.

FIG. 8 is a perspective view of the second embodiment of a package of the present invention.

FIG. 9 is a front view of the package of FIG. 8.

FIG. 10 is a rear view of the package of FIG. 8.

FIG. 11 is a plan view of the package of FIG. 8.



FIG. 12 is a bottom view of the package of FIG. 8.

FIG. 13 is a right side view of the package of FIG. 8; and,

FIG. 14 is a left perspective view of the package of FIG. 8.

The name "Hisamitsu" forming part of the claimed design is a registered trademark of Hisamitsu Pharmaceutical Co., Inc.

1 Claim, 8 Drawing Sheets






FIG. 1




FIG. 2




FIG. 3



FIG. 4




FIG.5




FIG.6




FIG. 7




FIG. 8




FIG. 9



FIG. 12




FIG. 13




FIG. 14