

US00D510688S

(12) **United States Design Patent** (10) **Patent No.:** **US D510,688 S**
Shepherd (45) **Date of Patent:** **** Oct. 18, 2005**

(54) **WEED EXTRACTION TOOL**

(76) Inventor: **John D. Shepherd**, 15765 Annico Dr.,
Lockport, IL (US) 60442

(**) Term: **14 Years**

(21) Appl. No.: **29/210,253**

(22) Filed: **Jul. 29, 2004**

Related U.S. Application Data

(63) Continuation-in-part of application No. 29/202,210, filed on
Mar. 25, 2004, now abandoned.

(51) **LOC (8) Cl.** **08-01**

(52) **U.S. Cl.** **D8/6**

(58) **Field of Search** D8/1, 6, 7; 172/371,
172/372, 375, 378

(56) **References Cited**

U.S. PATENT DOCUMENTS

| | | | | | | |
|-----------|---|---|---------|-----------|-------|---------|
| 1,954,854 | A | * | 4/1934 | Vonderahe | | 172/371 |
| 2,437,393 | A | | 3/1948 | Kramer | | |
| 2,680,643 | A | | 6/1954 | Cravotta | | |
| 3,225,838 | A | * | 12/1965 | Gotzinger | | 172/378 |
| 3,333,881 | A | | 8/1967 | Hollinger | | |
| 3,608,644 | A | * | 9/1971 | Ambrose | | 172/378 |
| 4,641,712 | A | | 2/1987 | Cravotta | | |
| 5,060,997 | A | | 10/1991 | Plecki | | |

* cited by examiner

Primary Examiner—Holly Baynham

(74) *Attorney, Agent, or Firm*—Greer Burns & Crain Ltd.;
Philip M. Kolehmainen

(57) **CLAIM**

I claim the ornamental design for a weed extraction tool, as
shown and described.

DESCRIPTION

FIG. 1 is a front and left side isometric view of a first
embodiment of my weed extraction tool;

FIG. 2 is a left side view thereof;

FIG. 3 is a front view thereof;

FIG. 4 is a right side view thereof;

FIG. 5 is a rear view thereof;

FIG. 6 is a top view thereof;

FIG. 7 is a bottom view thereof;

FIG. 8 is a front and left side isometric view of a second
embodiment of my weed extraction tool;

FIG. 9 is a left side view thereof;

FIG. 10 is a front view thereof;

FIG. 11 is a right side view thereof;

FIG. 12 is a rear view thereof;

FIG. 13 is a top view thereof;

FIG. 14 is a bottom view thereof.

FIG. 15 is a front and left side isometric view of a third
embodiment of my weed extraction tool;

FIG. 16 is a left side view thereof;

FIG. 17 is a front view thereof;

FIG. 18 is a right side view thereof;

FIG. 19 is a rear view thereof;

FIG. 20 is a top view thereof; and,

FIG. 21 is a bottom view thereof.

1 Claim, 6 Drawing Sheets

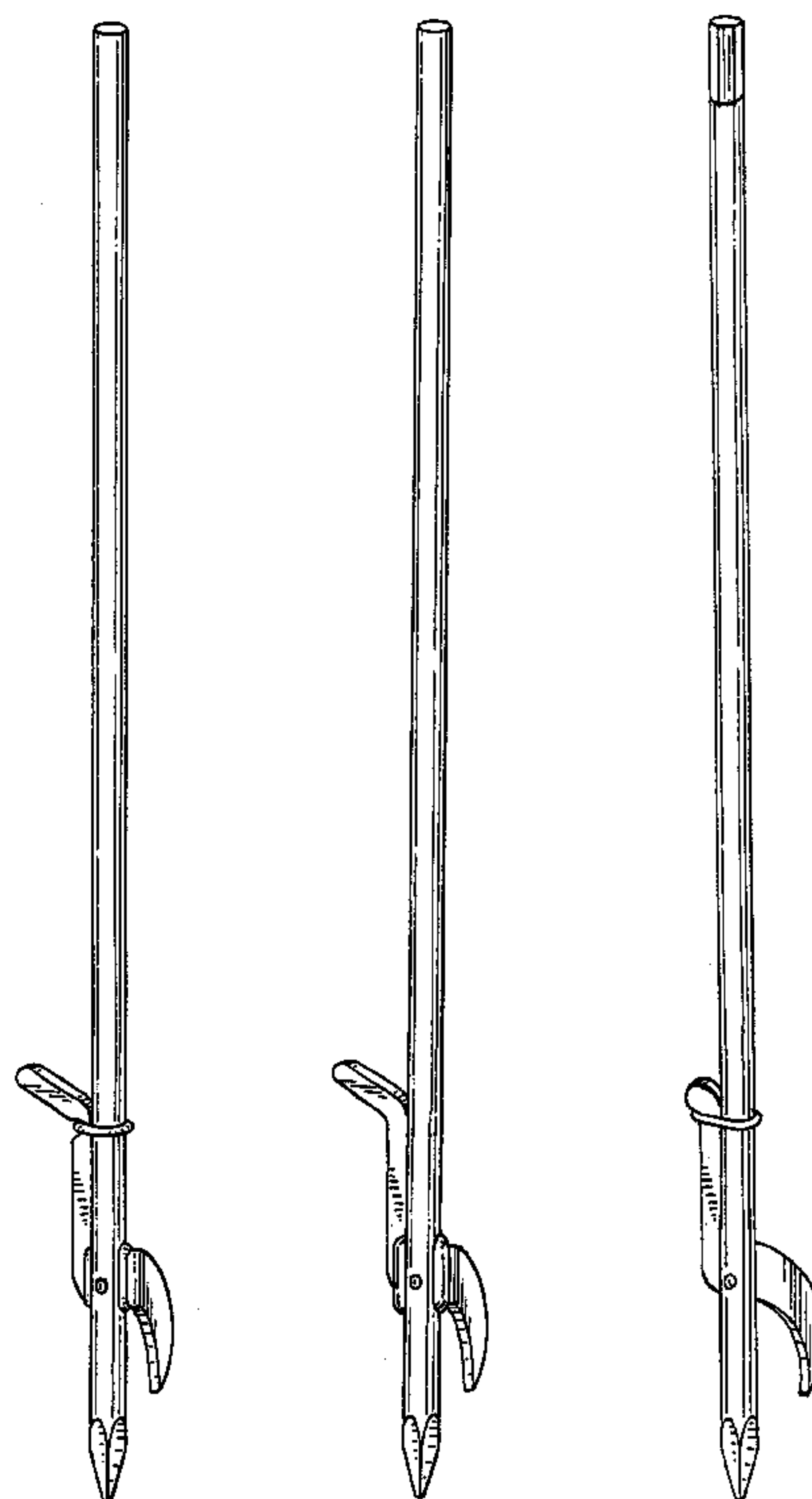


FIG.1

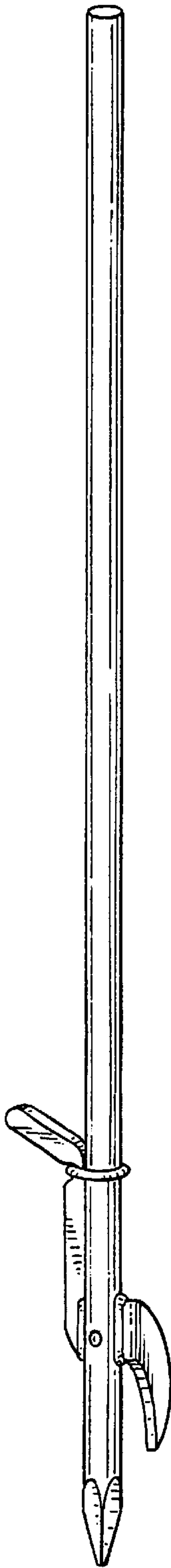


FIG.2

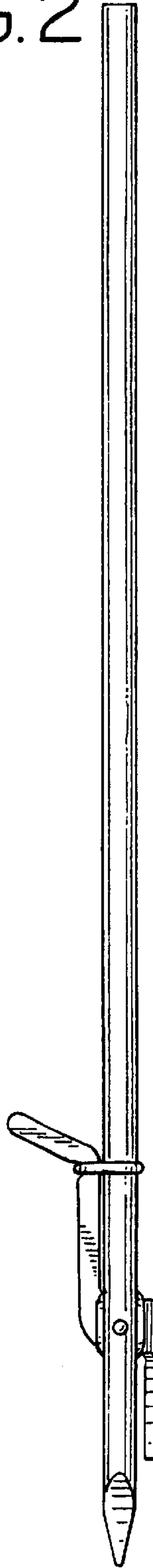


FIG.3

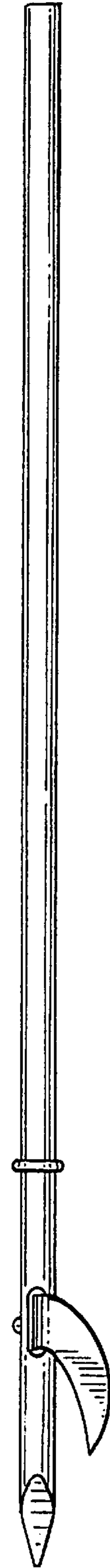


FIG. 4

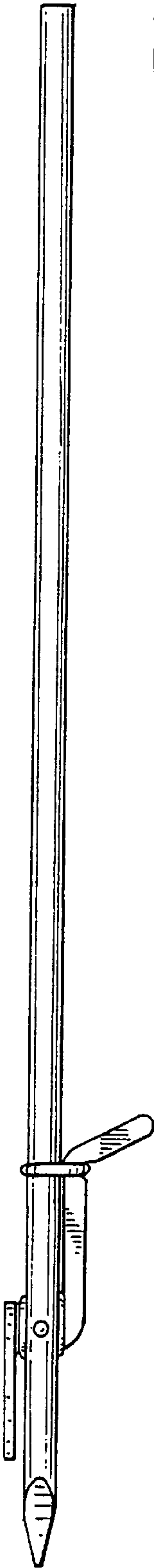


FIG. 5

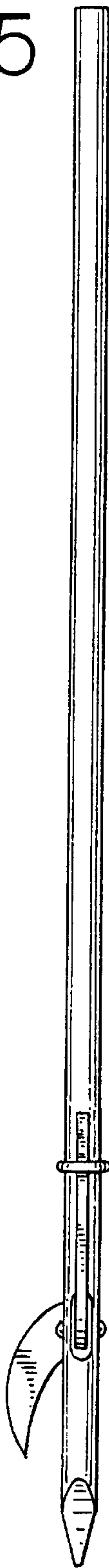


FIG. 6

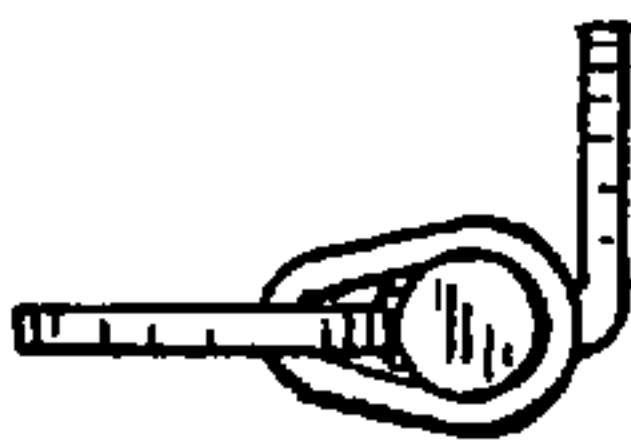


FIG. 7

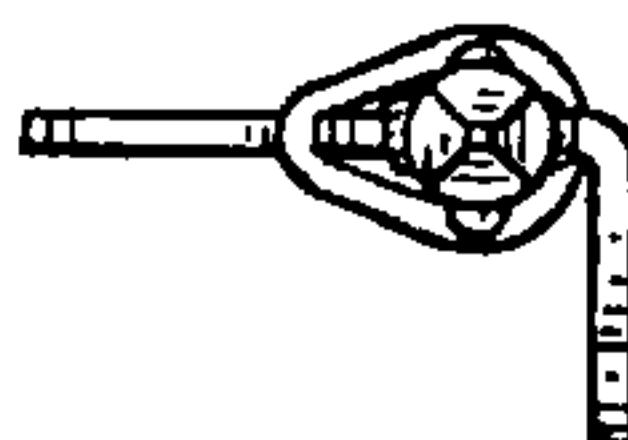


FIG.8

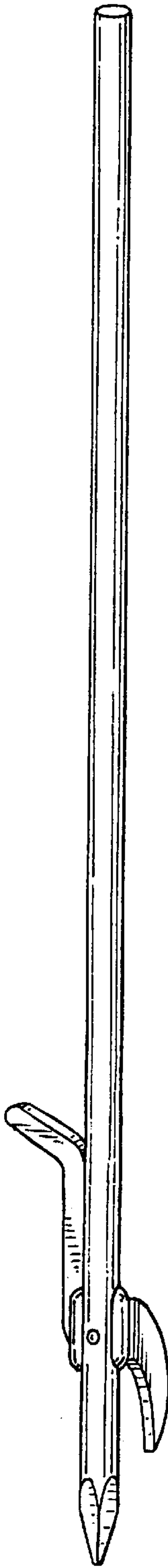


FIG.9

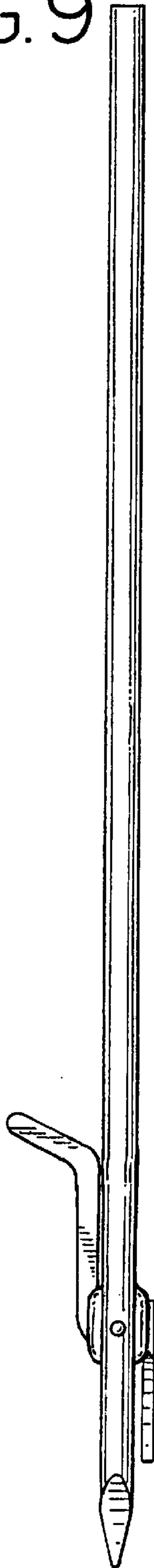


FIG.10

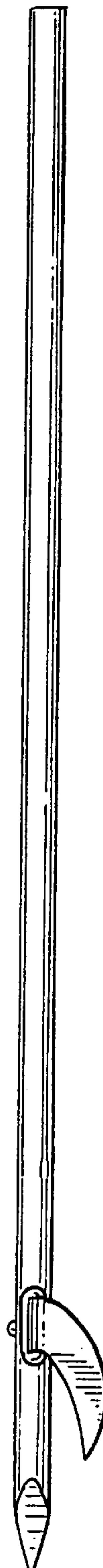


FIG.11

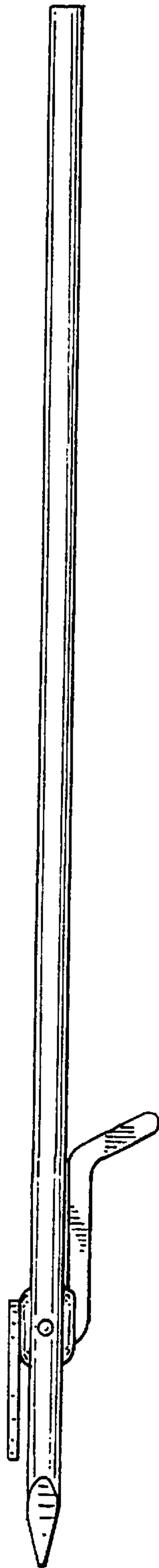


FIG.12

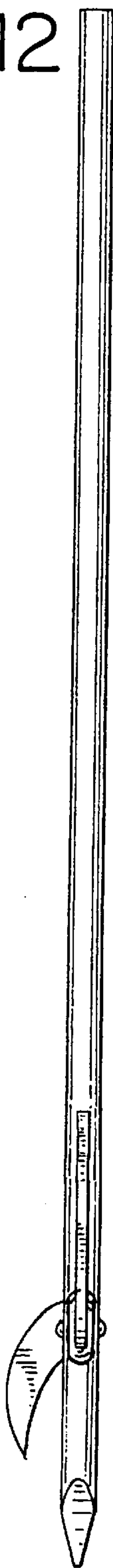


FIG.13

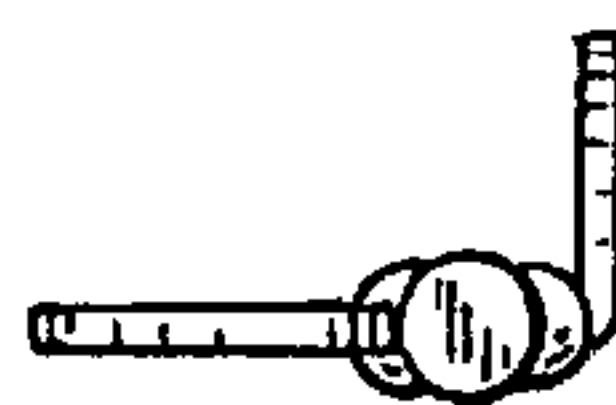


FIG.14

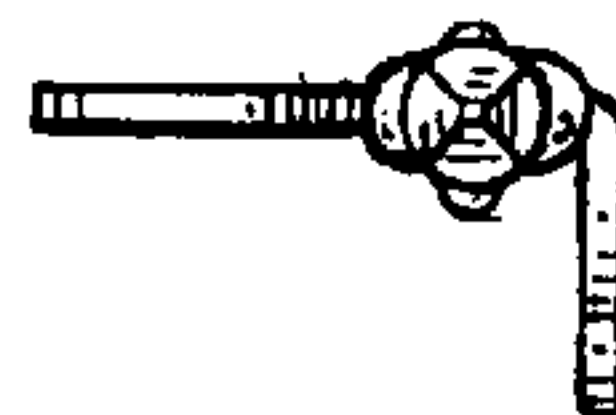


FIG.15

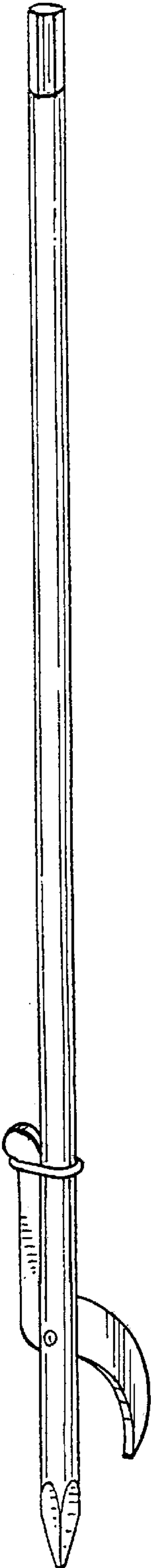


FIG.16

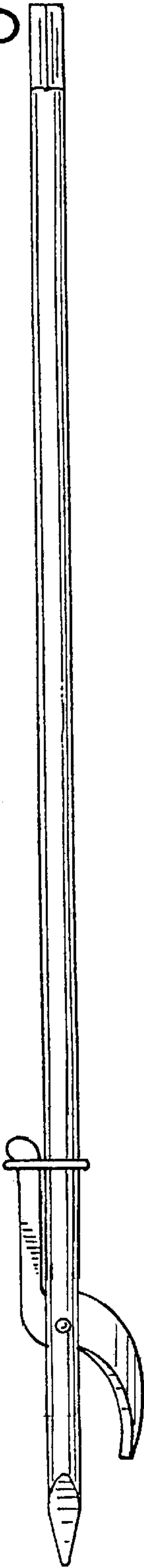


FIG.17

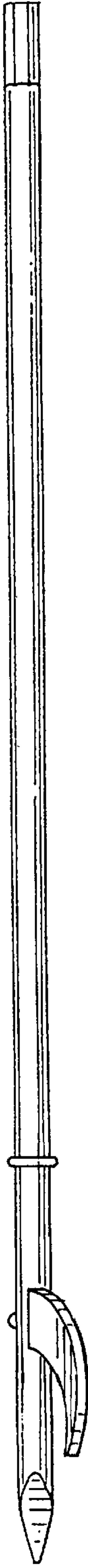


FIG. 18

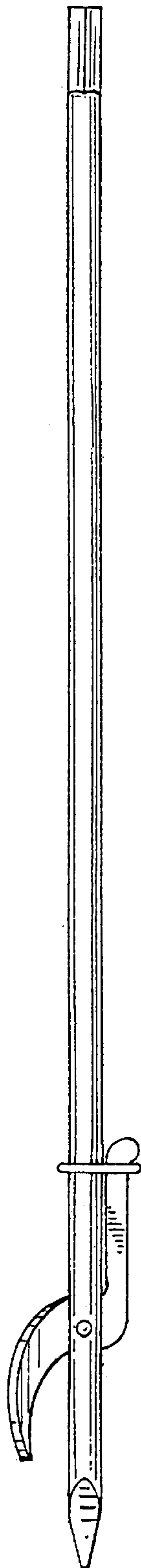


FIG. 19

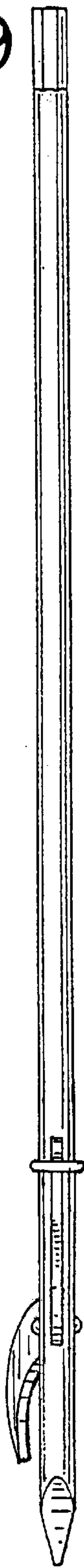


FIG. 20



FIG. 21

