

US00D510684S

(12) **United States Design Patent** (10) **Patent No.:** **US D510,684 S**
Crosby (45) **Date of Patent:** **** Oct. 18, 2005**

(54) **COOLER MOUNTED HOLDER**

(76) Inventor: **Robert Crosby**, 6 Dasota Rd., Amity Harbor, NY (US) 11701

(**) Term: **14 Years**

(21) Appl. No.: **29/187,316**

(22) Filed: **Jul. 30, 2003**

(51) **LOC (8) Cl.** **07-01**

(52) **U.S. Cl.** **D7/605**; D3/313

(58) **Field of Search** D7/605-608, 637-641;
D3/304, 305, 313, 314; D19/75, 92; 62/371,
372, 457.1-457.9; 211/85.4, 126.1, 126.14,
128.1; 206/557-566; 229/100, 103.11, 120.02-120.38;
220/212.5, 772, 592.12-592.16, 592.25

(56) **References Cited**

U.S. PATENT DOCUMENTS

D135,419 S * 4/1943 Wade 249/132
D160,744 S * 10/1950 Rizzuto D3/313
3,880,343 A * 4/1975 Rockefeller 229/120.26
5,004,146 A * 4/1991 Thominet et al. 229/120.31
5,660,310 A * 8/1997 LeGrow 62/457.1
D396,954 S * 8/1998 Iversen et al. D3/313

D396,956 S * 8/1998 Iversen et al. D3/313
D405,610 S * 2/1999 Rasmussen D3/305

* cited by examiner

Primary Examiner—Terry A. Wallace

(74) *Attorney, Agent, or Firm*—Jeffrey Weiss; Harry M. Weiss; Weiss, Moy & Harris, P.C.

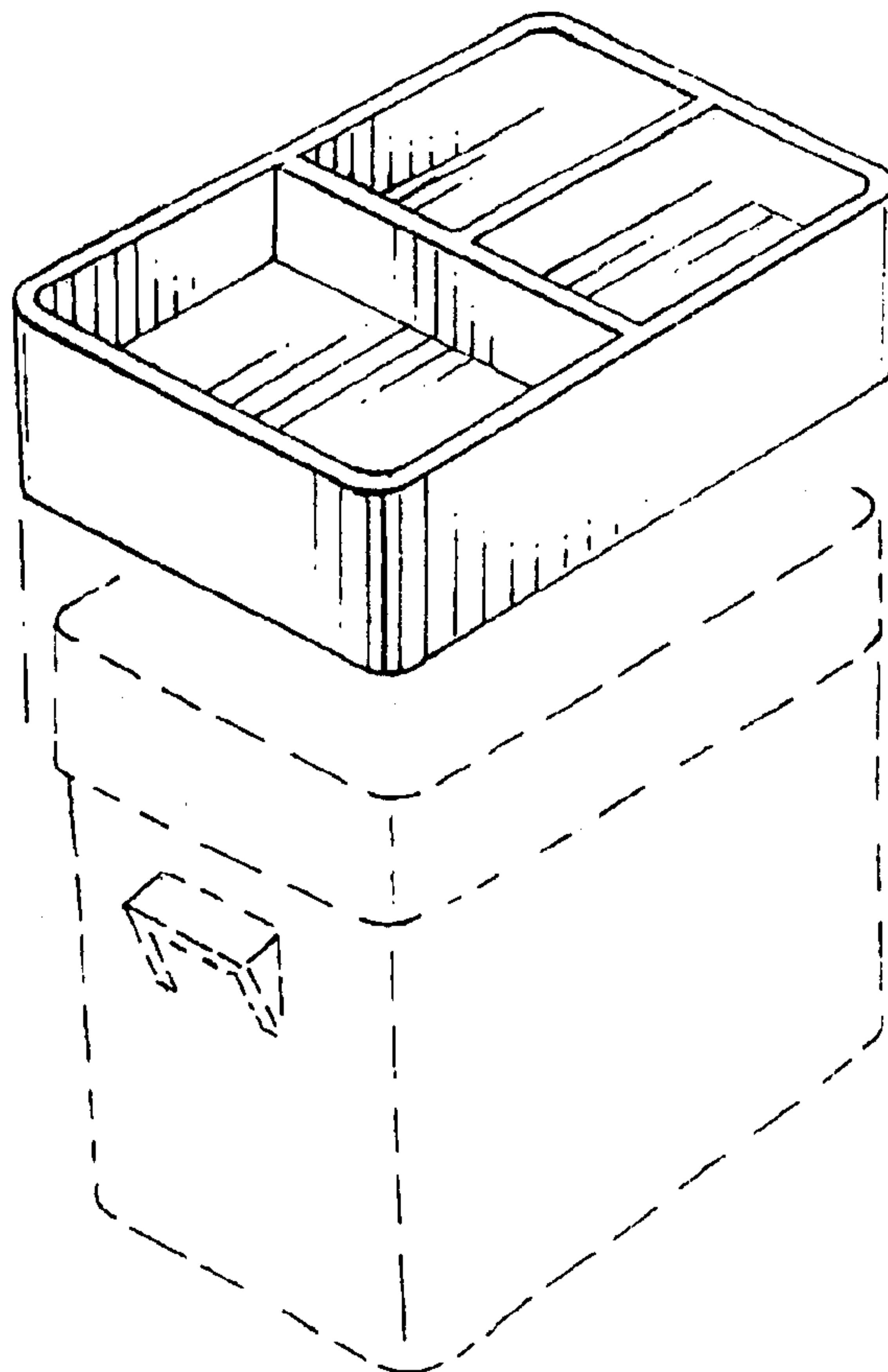
(57) **CLAIM**

The ornamental design for a cooler mounted holder, as shown and described.

DESCRIPTION

FIG. 1 is a front, perspective view of a cooler mounted holder showing my new design being mounted on a water cooler. The structure shown in broken lines is for illustrative purposes only and forms no part of the claimed design; FIG. 2 is a top view of the cooler mounted holder of FIG. 1; FIG. 3 is a front view of the cooler mounted holder of FIG. 1; FIG. 4 is a bottom view of the cooler mounted holder of FIG. 1; and, FIG. 5 is a side view of the cooler mounted holder of FIG. 1.

1 Claim, 1 Drawing Sheet



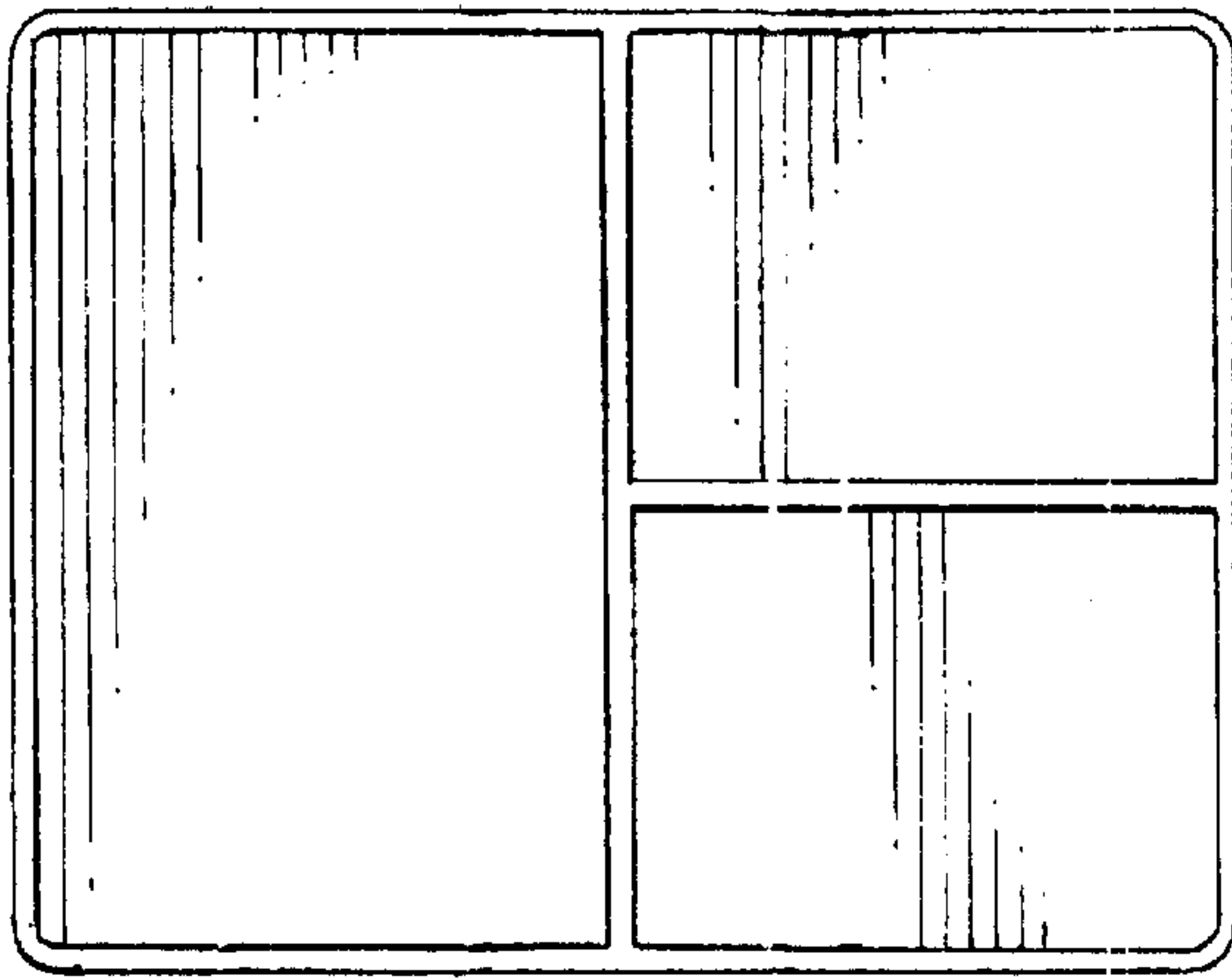


FIG. 2

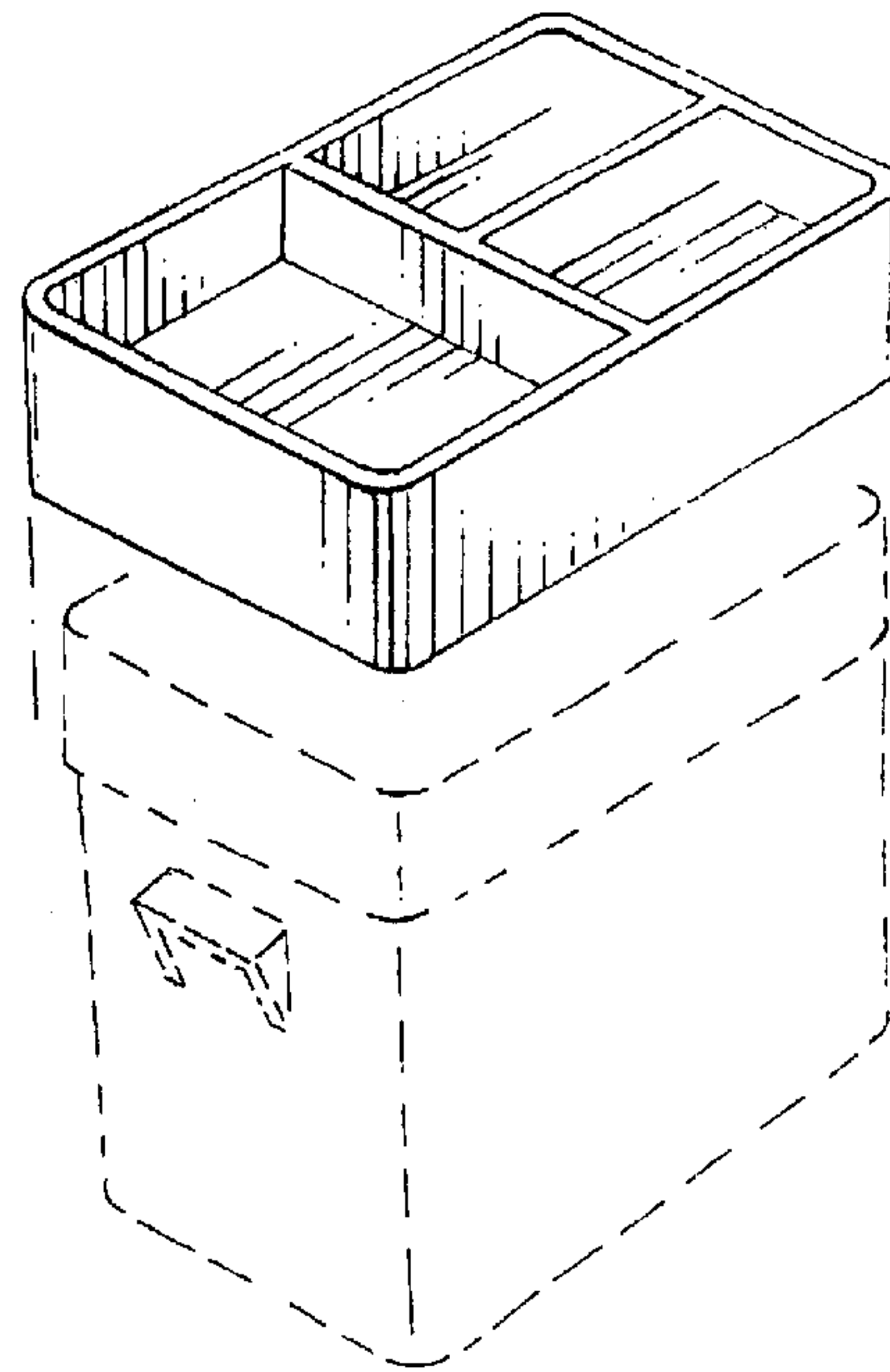


FIG. 1

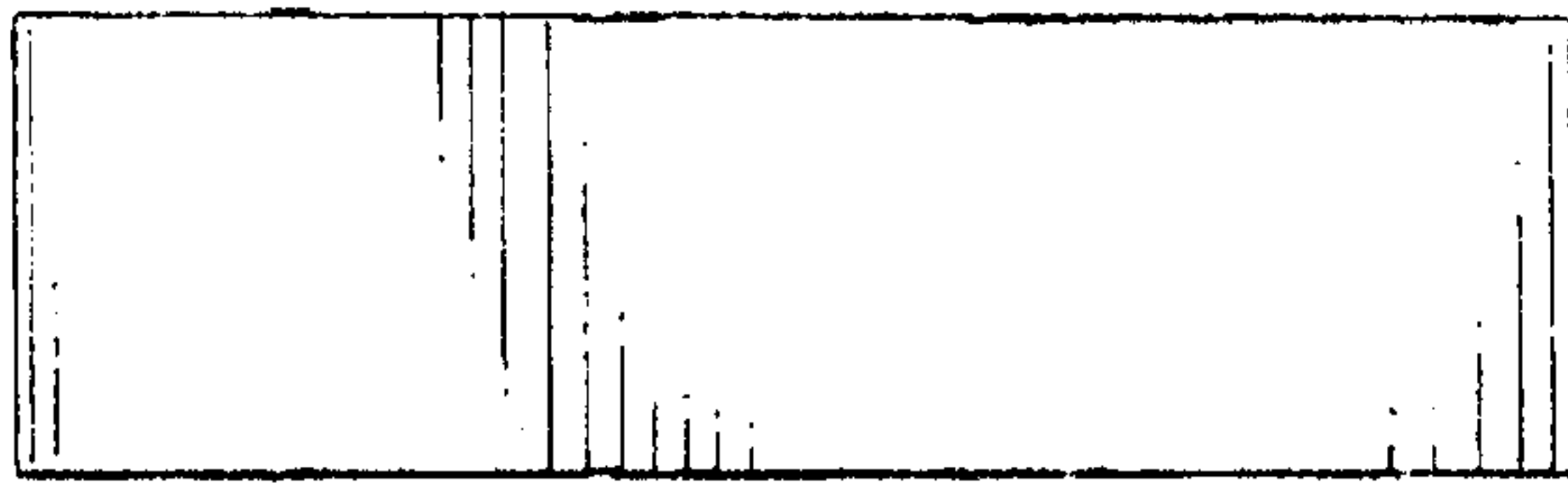


FIG. 3




FIG. 4




FIG. 5