



US00D510681S

(12) **United States Design Patent** (10) **Patent No.:** **US D510,681 S**
Liu (45) **Date of Patent:** **** Oct. 18, 2005**

(54) **FACETED FACE DRINKING VESSEL**
(75) Inventor: **Yiu Ching Liu**, Lake Oswego, OR (US)
(73) Assignee: **Pacific Cornetta, Inc.**, Wilsonville, OR (US)
(**) Term: **14 Years**
(21) Appl. No.: **29/196,562**
(22) Filed: **Dec. 31, 2003**
(51) **LOC (8) Cl.** **07-01**
(52) **U.S. Cl.** **D7/531; D7/532; D7/529; D7/523**
(58) **Field of Search** D7/523, 509, 529, D7/530, 531, 532, 521; 220/705, 710, 675, 703; 215/388; 229/400

D191,620 S * 10/1961 Bloch D7/523
D192,014 S * 1/1962 Winblad D7/523
3,123,273 A * 3/1964 Miller 229/400
D200,111 S * 1/1965 Traner D7/523
D210,234 S * 2/1968 Alvarez D7/523
D217,094 S * 4/1970 Gallagher D7/531
D242,415 S * 11/1976 Benes D7/536
D246,844 S * 1/1978 Brody D11/152
D268,789 S * 4/1983 Harper et al. D26/11
D297,089 S * 8/1988 West D7/523
D349,834 S * 8/1994 Zivin D7/523
D439,803 S * 4/2001 Lin D7/532
D456,672 S * 5/2002 Bodum D7/511
D477,750 S * 7/2003 Chuang D7/529
D487,555 S * 3/2004 Hurlbut D7/515
D492,547 S * 7/2004 Hsu D7/523

* cited by examiner

Primary Examiner—M. N. Pandozzi
(74) *Attorney, Agent, or Firm*—Steven J. Adamson

(56) **References Cited**
U.S. PATENT DOCUMENTS

D19,209 S * 7/1889 Mellor D7/529
D64,326 S * 3/1924 Smyth D7/523
D64,368 S * 4/1924 Oldham D7/531
D76,670 S * 10/1928 Dawson D7/523
D77,873 S * 3/1929 Beatty D7/531
D78,014 S * 3/1929 Dunbar D7/523
D84,440 S * 6/1931 Reese D7/530
D85,152 S * 9/1931 Beatty D7/530
D94,100 S * 12/1934 Spear D7/523
D98,293 S * 1/1936 Clark D7/521
D106,793 S * 11/1937 Ilgenfritz et al. D7/531
D114,054 S * 4/1939 Beatty D7/531
D178,861 S * 10/1956 Block D7/530
D180,630 S * 7/1957 Warsager D7/509
D184,285 S * 1/1959 Kogan D7/530
D184,976 S * 4/1959 Bloch D7/530

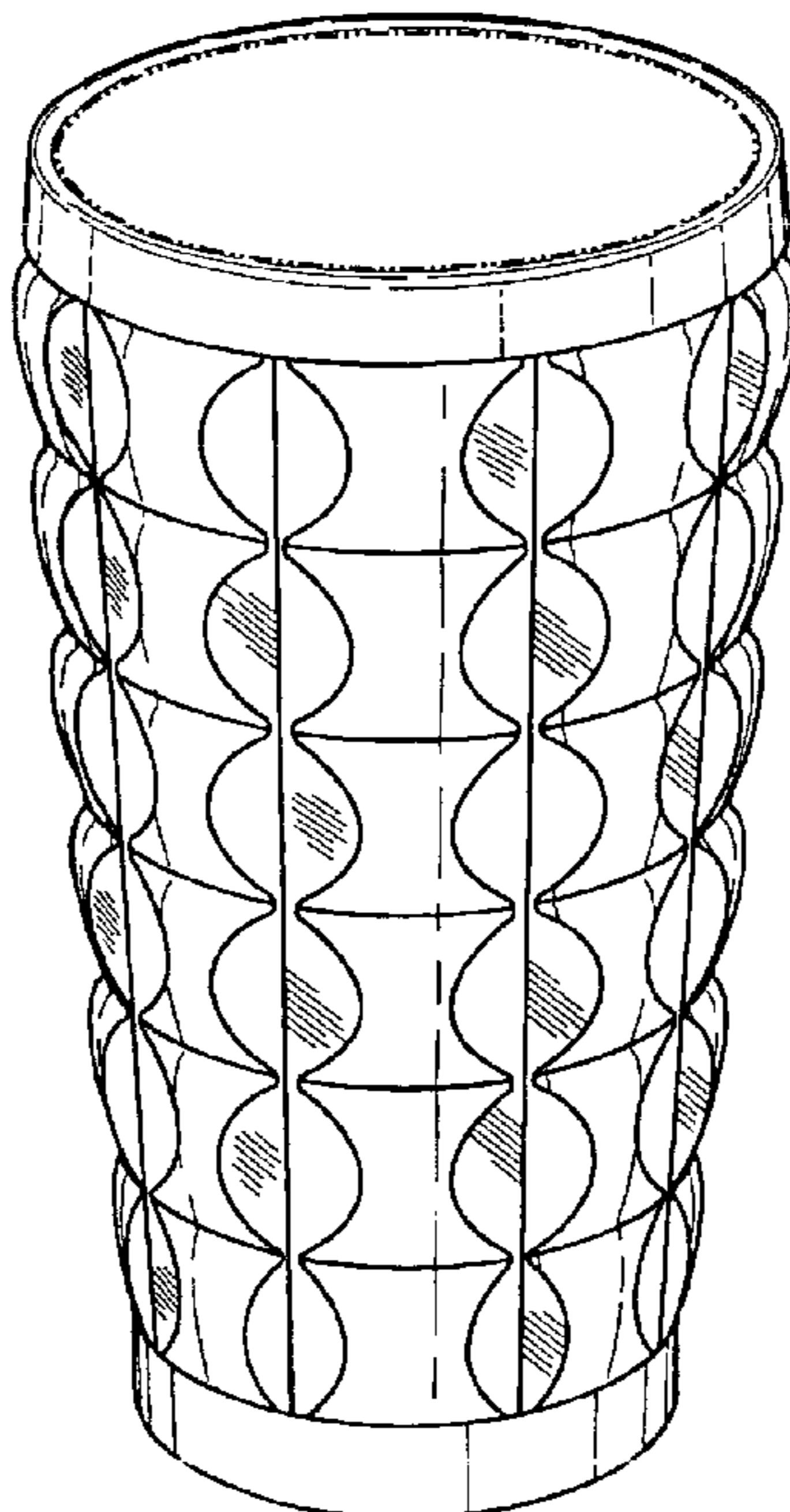
(57) **CLAIM**

I claim the ornamental design for a drinking vessel, substantially as shown and described herein.

DESCRIPTION

The present invention relates to the aesthetic features of a container for fluids or other material.
FIG. 1 is a perspective view of a drinking vessel in accordance with the present invention;
FIG. 2 is a front side elevation view thereof, the back and left and right side elevation views thereof are the same;
FIG. 3 is a top plan view thereof; and,
FIG. 4 is a bottom plan view thereof.
The broken lines in the drawings are for illustrative purposes only and form no part of the claimed design.

1 Claim, 2 Drawing Sheets



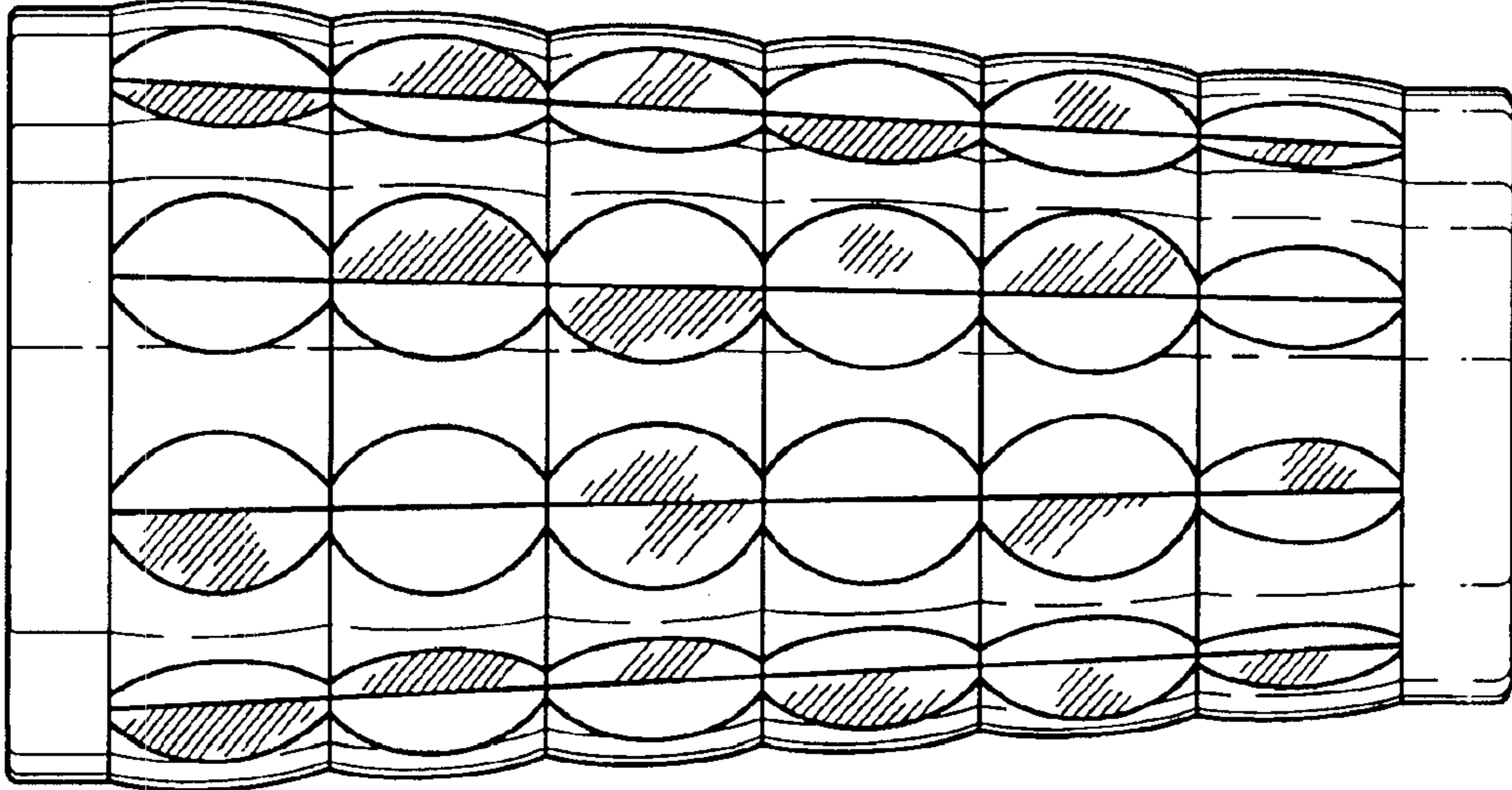


Fig. 2

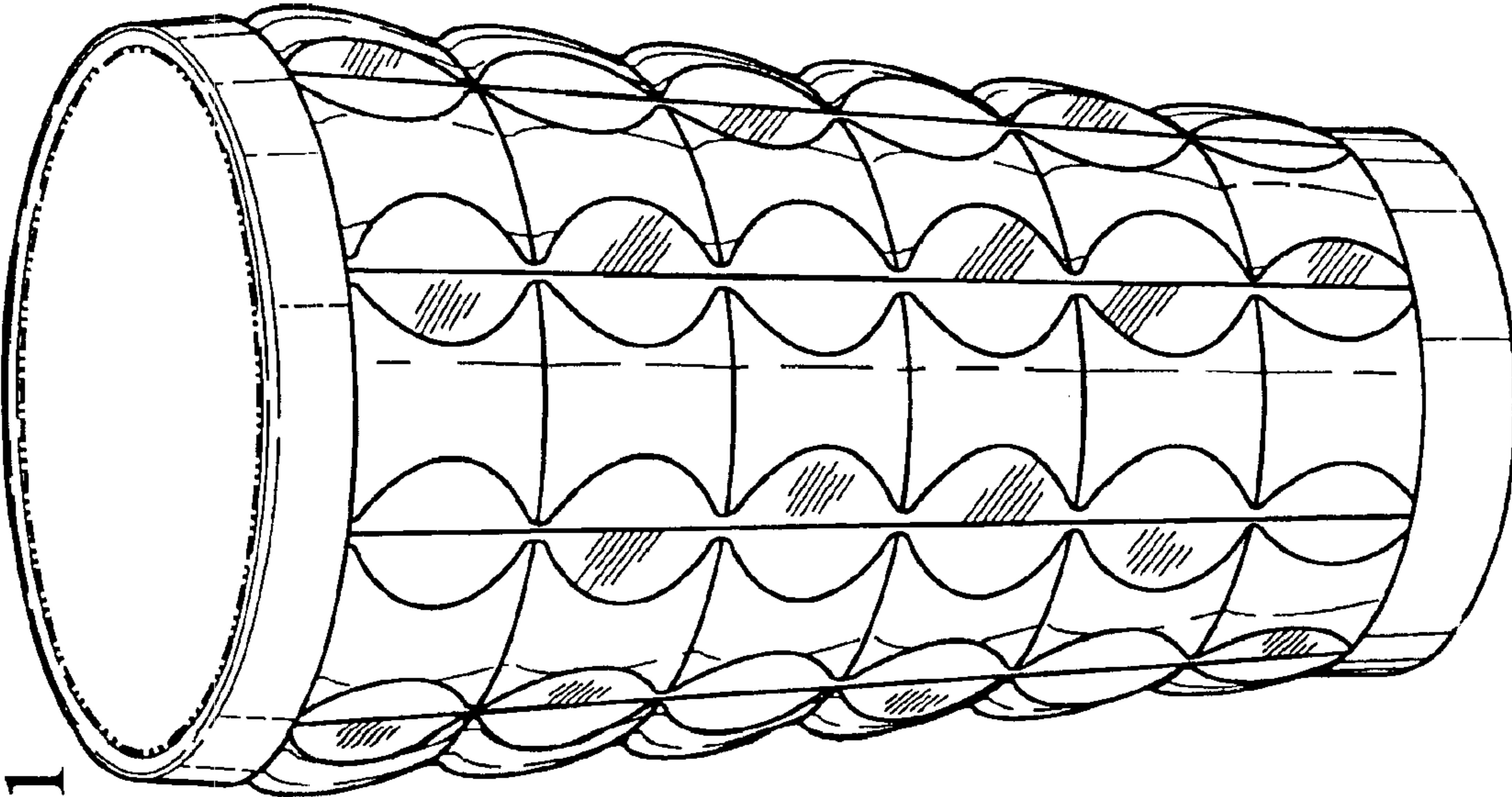


Fig. 1

Fig. 3

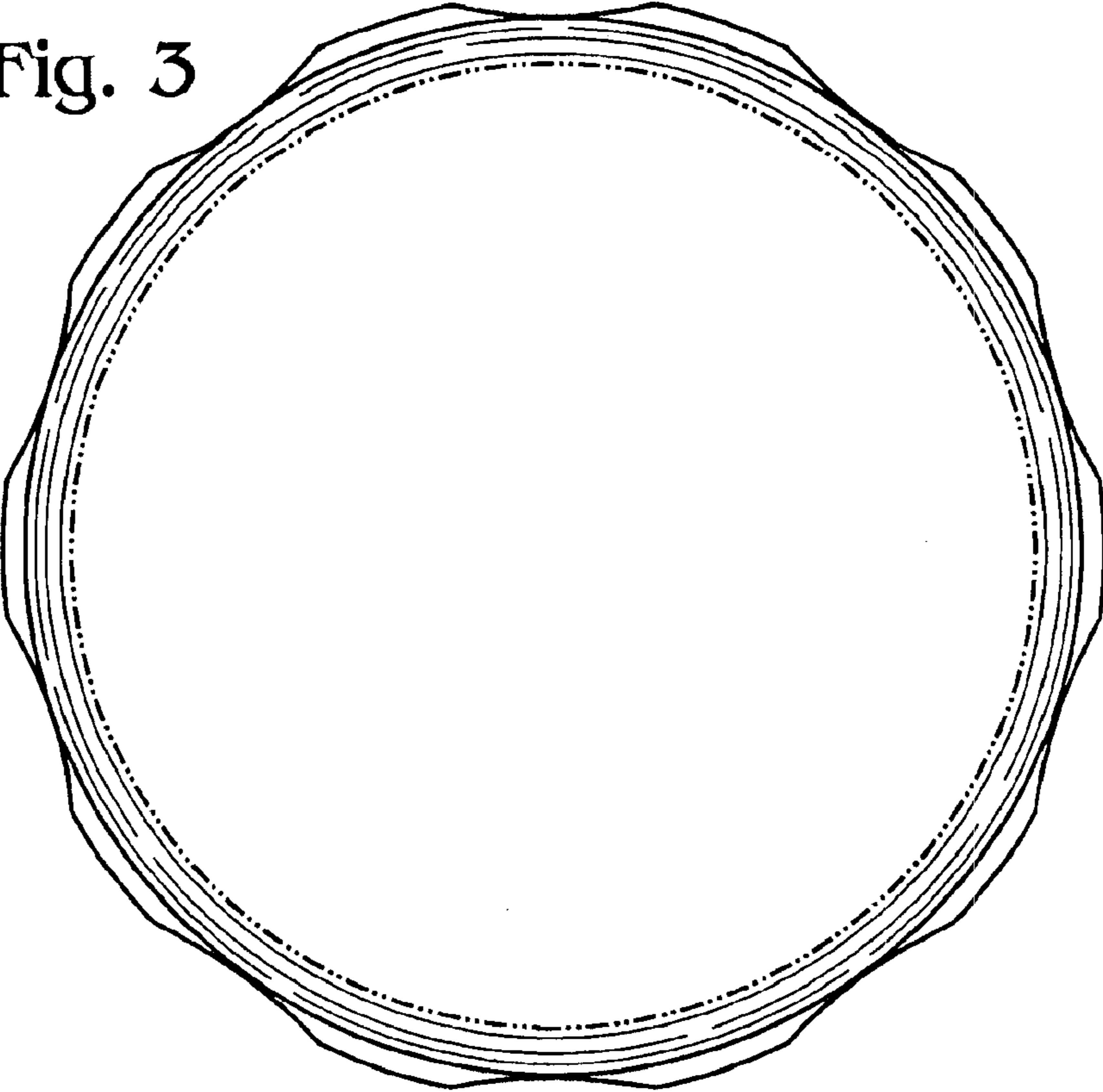


Fig. 4

