



US00D510669S

(12) **United States Design Patent**
Berry et al.

(10) **Patent No.:** **US D510,669 S**
(45) **Date of Patent:** **** Oct. 18, 2005**

(54) **BUFFET**

(75) Inventors: **Rick Berry**, Hickory, NC (US); **Dave Clark**, Charlotte, NC (US)

(73) Assignee: **Bernhardt, L.L.C.**, Lenoir, NC (US)

(**) Term: **14 Years**

(21) Appl. No.: **29/211,108**

(22) Filed: **Aug. 11, 2004**

(51) **LOC (8) Cl.** **06-04**

(52) **U.S. Cl.** **D6/441**; D6/481

(58) **Field of Search** D6/432, 436-441,
D6/445-448; 312/114, 204, 224

(56) **References Cited**

U.S. PATENT DOCUMENTS

D139,893 S	*	1/1945	Roberts et al.	D6/481
D423,251 S	*	4/2000	Black	D6/441
D455,288 S		4/2002	O'Hare et al.	D6/446
D455,290 S		4/2002	O'Hare et al.	D6/448
D479,412 S	*	9/2003	Berry et al.	D6/441

OTHER PUBLICATIONS

Furniture Today, ARA Collection Chest, p. 203, Apr. 16, 2001.*

Ethan Allen Collections, Avenue Sideboard/Buffet, p. 16, 2002.*

Ethan Allen Collections, Townhouse Demilune Console, p. 189, 2002.*

* cited by examiner

Primary Examiner—Cathron C. Brooks

(74) *Attorney, Agent, or Firm*—MacCord Mason PLLC

(57) **CLAIM**

The ornamental design for a buffet, as shown and described.

DESCRIPTION

FIG. 1 is a front perspective view of a buffet showing my new design;

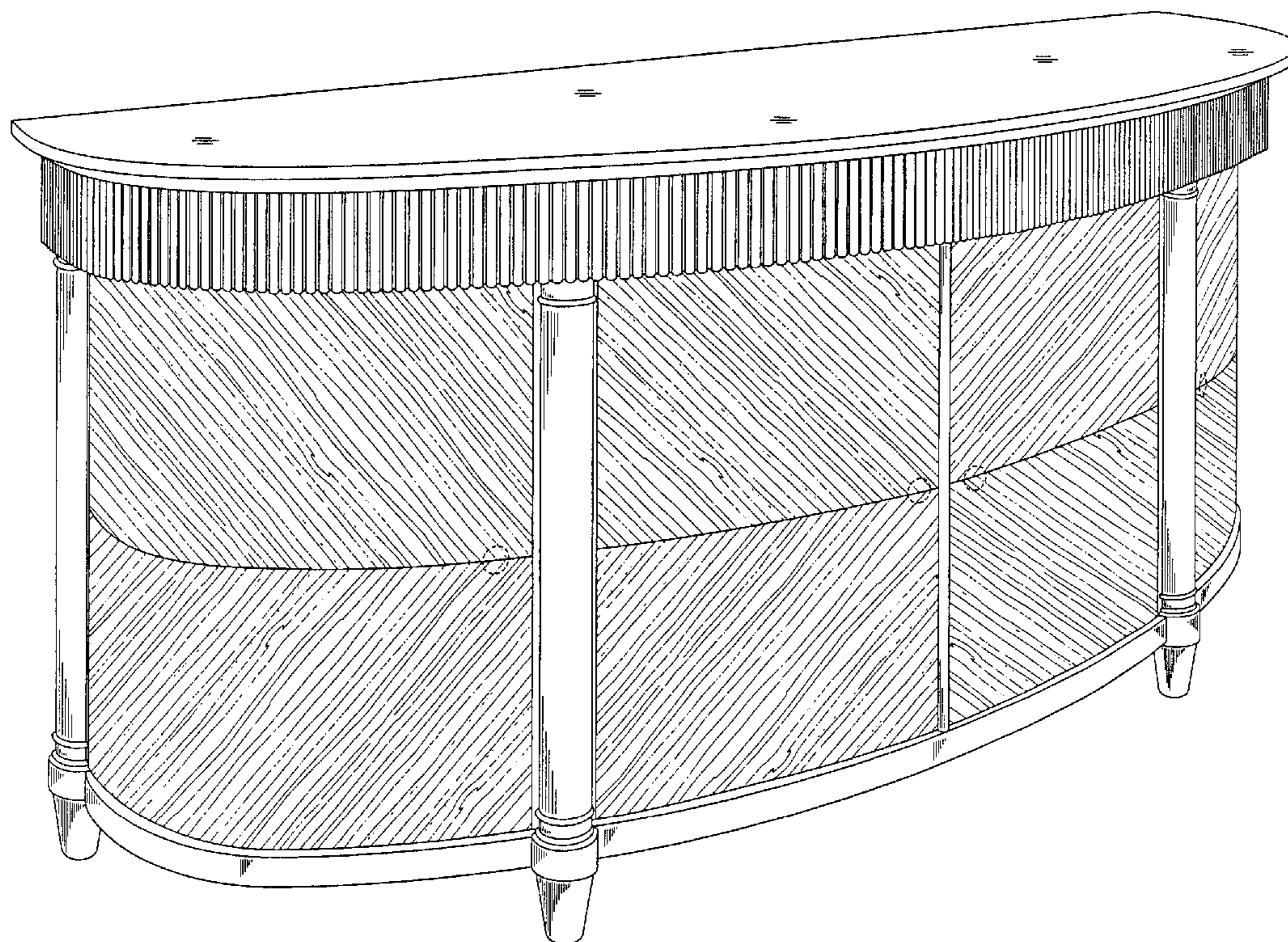
FIG. 2 is a front view thereof;

FIG. 3 is a side view, the opposite side being a mirror image thereof; and,

FIG. 4 is a top view thereof.

The broken lines showing the knobs are for illustrative purposes and form no part of the claimed design.

1 Claim, 4 Drawing Sheets



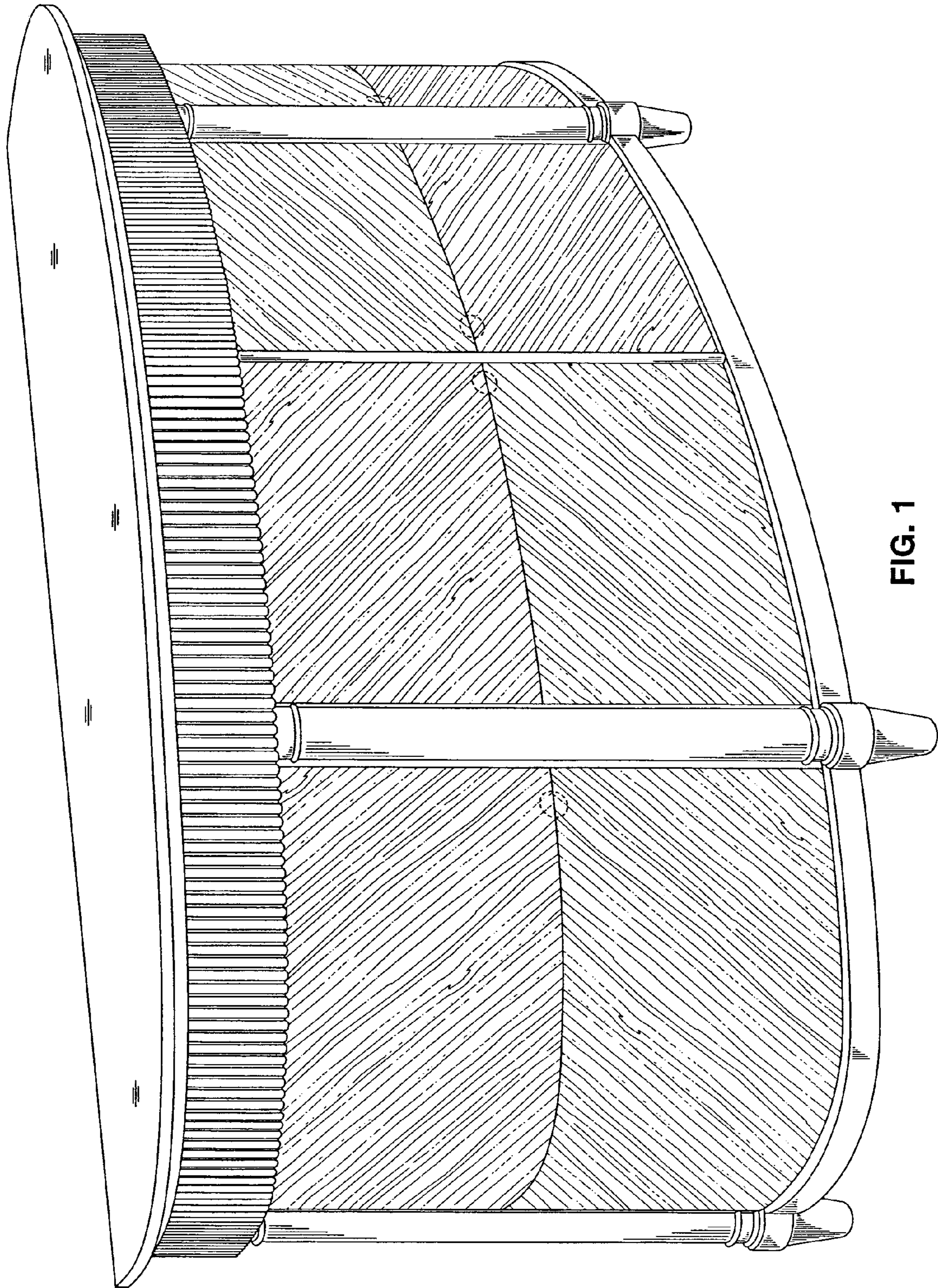


FIG. 1




FIG. 2

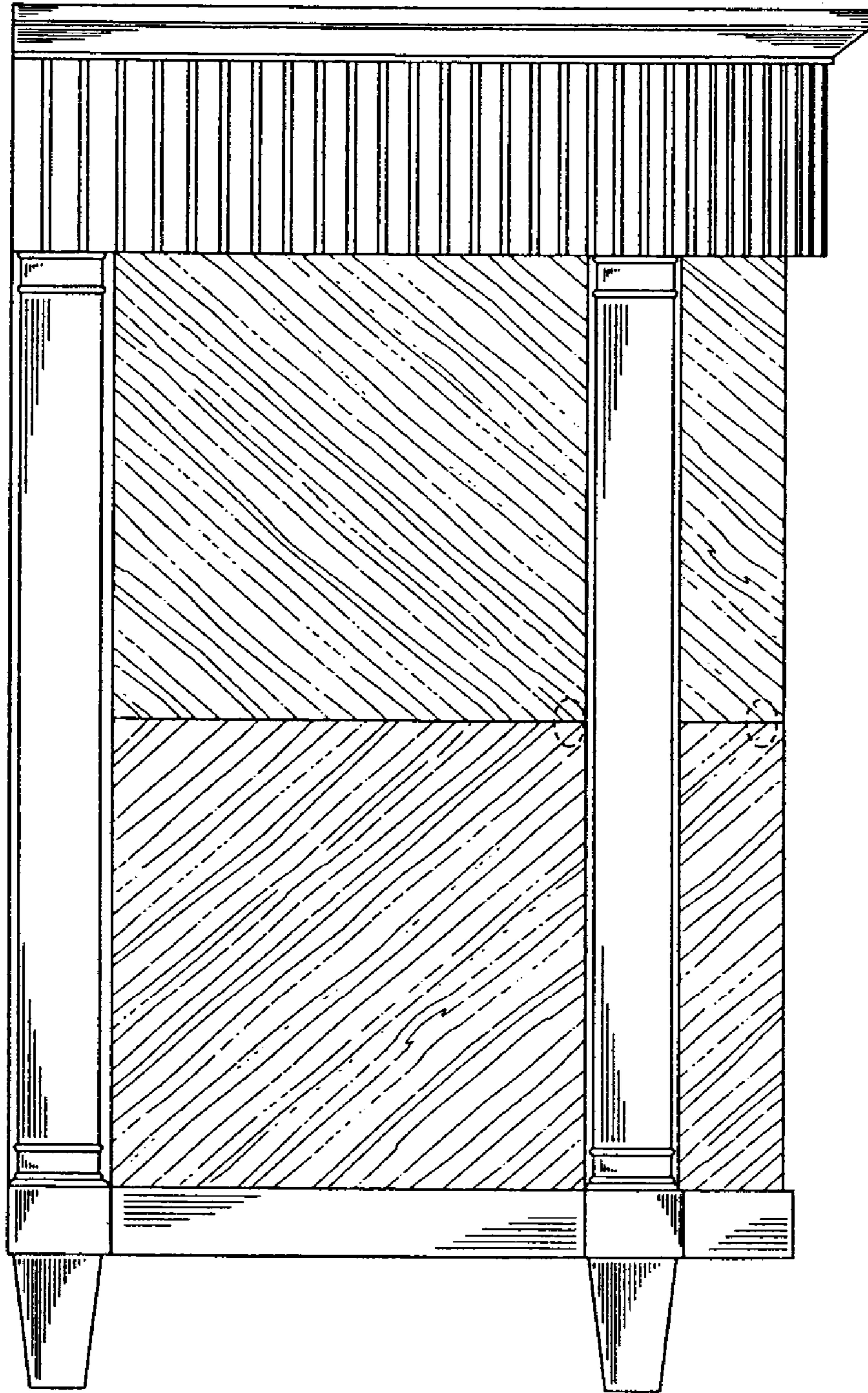


FIG. 3




FIG. 4