



US00D510662S

(12) **United States Design Patent**
Kling et al.

(10) **Patent No.:** **US D510,662 S**
(45) **Date of Patent:** **** Oct. 18, 2005**

(54) **BODY FOR AN ORAL-CARE APPLIANCE**

FOREIGN PATENT DOCUMENTS

(75) Inventors: **Björn Kling**, Frankfurt am Main (DE);
Markus Orthey, Mainz (DE)

DE 10112601 A1 * 9/2002 A61C/17/16

* cited by examiner

(73) Assignee: **Braun GmbH**, Kronberg (DE)

Primary Examiner—Alan P. Douglas
Assistant Examiner—Lavone D. Tabor

(**) Term: **14 Years**

(74) *Attorney, Agent, or Firm*—Fish & Richardson P.C.

(21) Appl. No.: **29/205,591**

(57) **CLAIM**

(22) Filed: **May 18, 2004**

The ornamental design for a body for an oral-care appliance,
as shown and described.

(30) **Foreign Application Priority Data**

DESCRIPTION

Nov. 18, 2003 (EM) 102827

(51) **LOC (8) Cl.** **28-03**

(52) **U.S. Cl.** **D4/101**

(58) **Field of Search** D4/101, 104–112,
D4/114, 138; 15/22.1, 23, 24, 28, 29, 143.1,
167.1; 132/308, 309, 311; D8/61; D24/111,
133, 152; 81/54, 57.11, 57.42; 173/170,
217; 433/89, 114

FIG. 1 is a perspective view of a body for an oral-care
appliance showing the new design;

FIG. 2 is a left side view of the body for an oral-care
appliance of FIG. 1;

FIG. 3 is a front view of the body for an oral-care
appliance of FIG. 1;

FIG. 4 is a right side view of the body for an oral-care
appliance of FIG. 1;

FIG. 5 is a back side view of the body for an oral-care
appliance of FIG. 1;

FIG. 6 is a top plan view of the body for an oral-care
appliance of FIG. 1; and,

FIG. 7 is a bottom plan view of the body for an oral-care
appliance of FIG. 1.

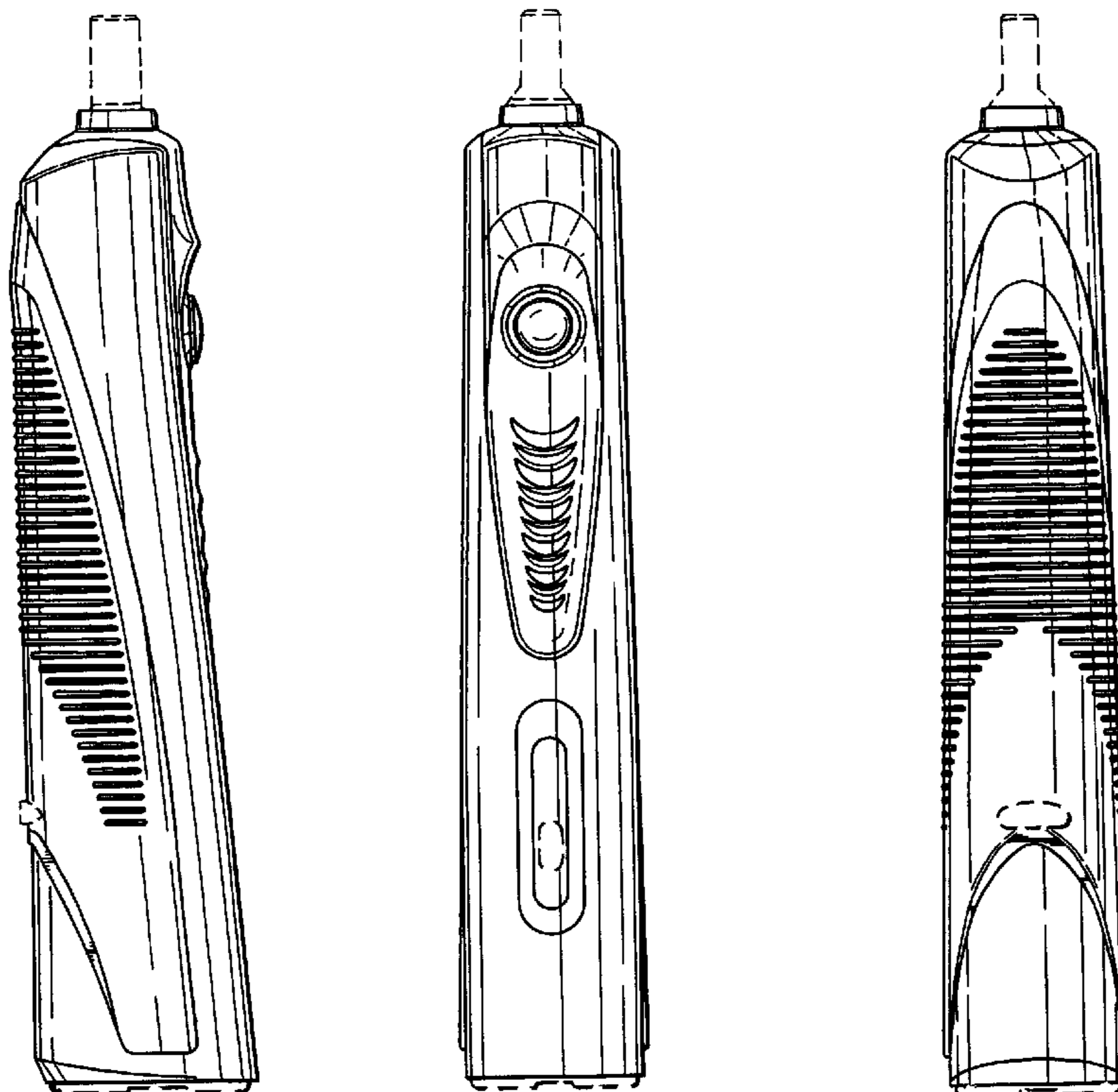
The broken-line structures shown in FIGS. 1–6 are for
illustrative purposes only and form no part of the claimed
design.

(56) **References Cited**

U.S. PATENT DOCUMENTS

D204,127 S * 3/1966 Syvertson D4/101
D388,958 S * 1/1998 Hartwein D4/101
D436,254 S * 1/2001 Kling et al. D4/101
D454,251 S * 3/2002 De Swarte et al. D4/101
D480,214 S * 10/2003 Kling et al. D4/104
D491,728 S * 6/2004 Jimenez D4/101
D500,208 S * 12/2004 Vu D4/101

1 Claim, 3 Drawing Sheets



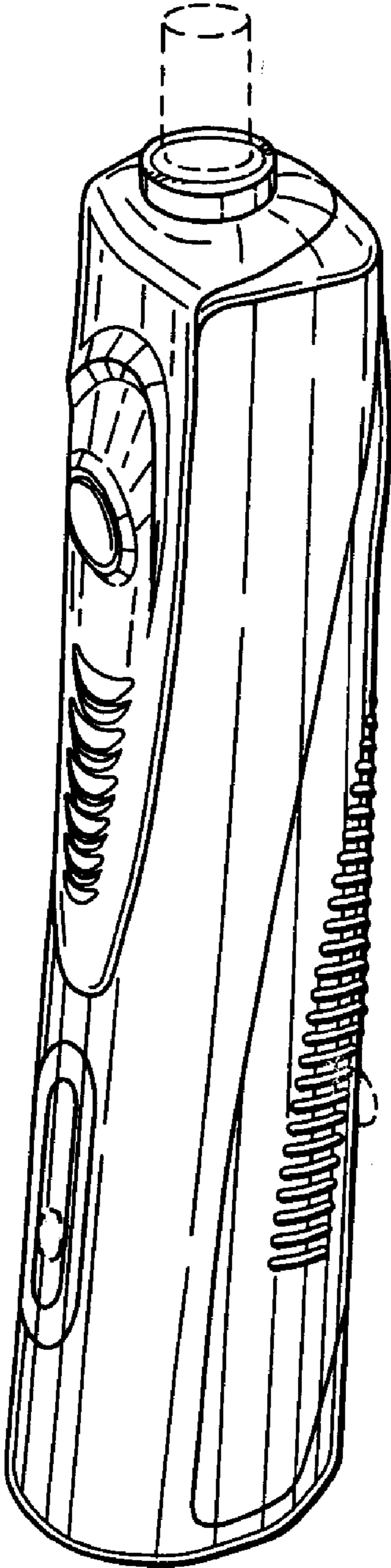


Fig. 1

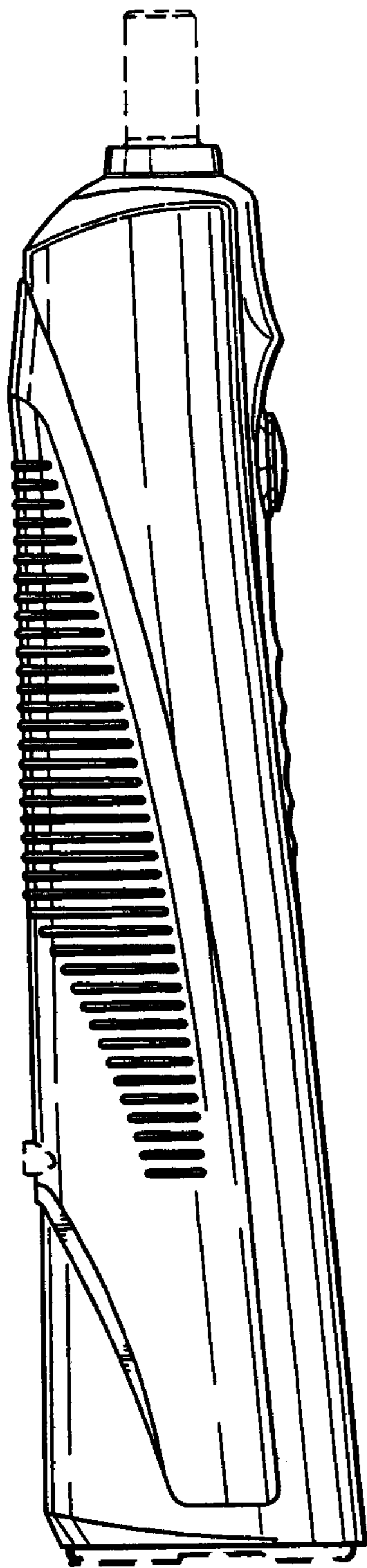


Fig. 2

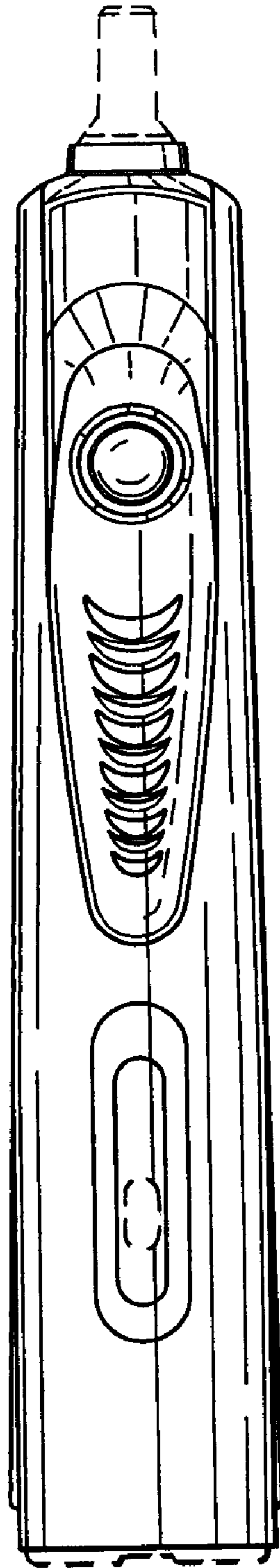


Fig. 3

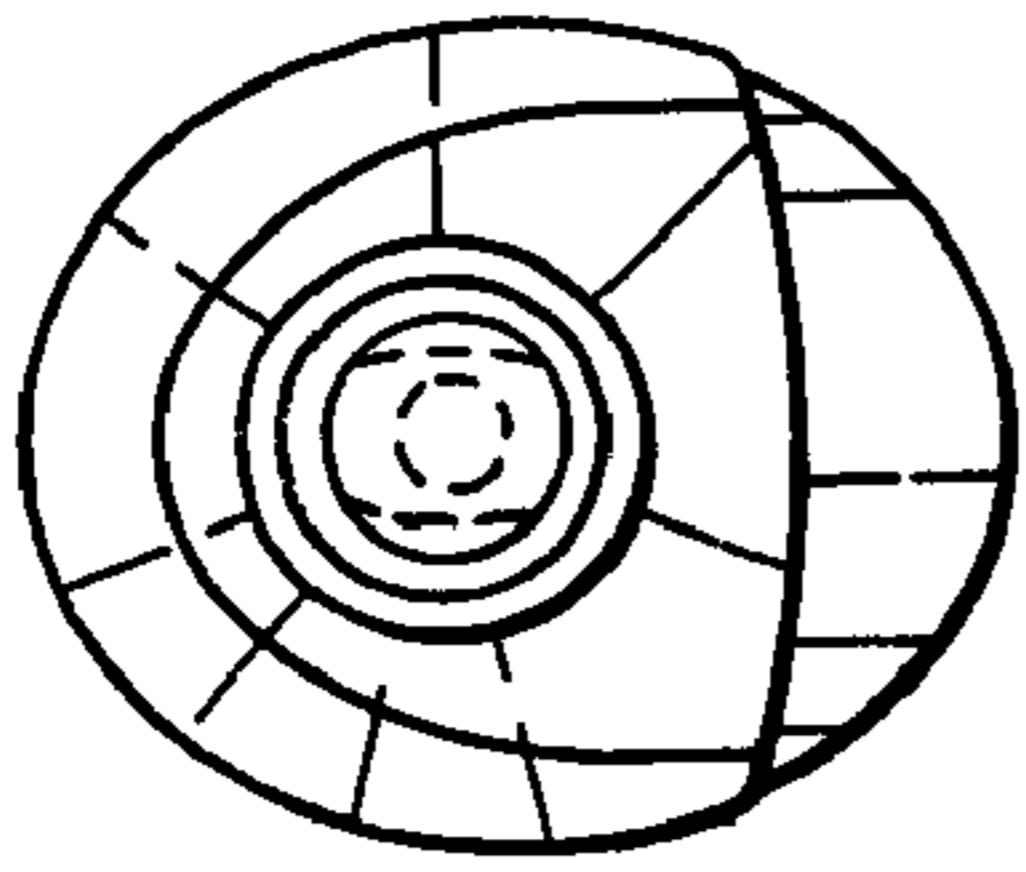


Fig. 6




Fig. 7

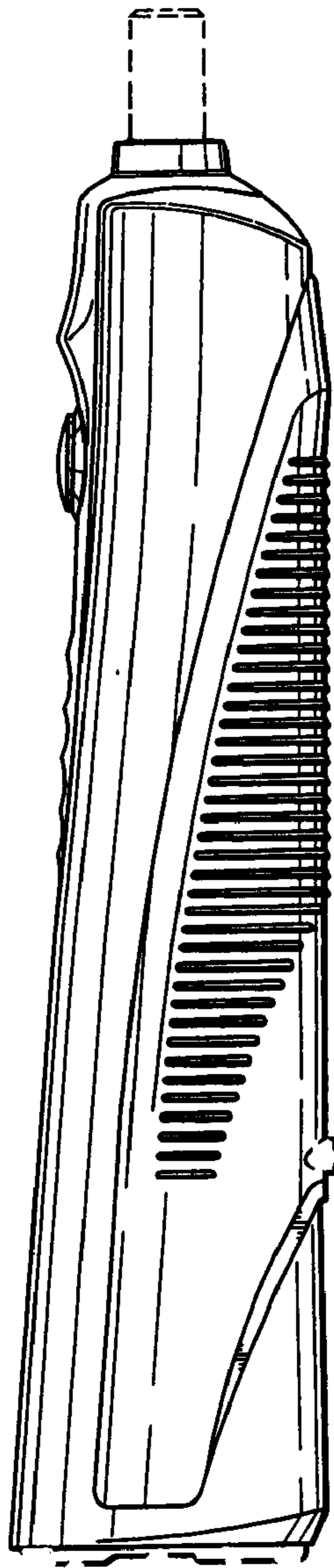


Fig. 4




Fig. 5