

US00D510661S

(12) **United States Design Patent**
Suppancig

(10) **Patent No.: US D510,661 S**

(45) **Date of Patent: ** Oct. 18, 2005**

(54) **HANDBAG**

(75) Inventor: **Massimo Suppancig**, Milan (IT)

(73) Assignee: **Valextra S.r.l.**, Milan (IT)

(**) Term: **14 Years**

(21) Appl. No.: **29/222,367**

(22) Filed: **Jan. 28, 2005**

(30) **Foreign Application Priority Data**

Jul. 29, 2004 (EM) 000209945

(51) **LOC (8) Cl. 03-01**

(52) **U.S. Cl. D3/246**

(58) **Field of Search** D3/232, 233, 234,
D3/235, 236, 237, 238, 239, 240, 241,
243, 245, 246, 303, 315, 318, 321, 322,
323, 324, 325, 326; 150/100, 107, 108,
110, 111, 118, 900; 190/100, 115, 903;
383/6, 29, 30, 31, 37, 42, 93, 95, 97, 117,
127, 907

(56) **References Cited**

U.S. PATENT DOCUMENTS

D249,392 S * 9/1978 Pelavin D3/303

D331,532 S * 12/1992 Cohen et al. D3/303
D361,548 S * 8/1995 Bascom D3/303
D418,679 S * 1/2000 Chiapperini, Jr. D3/303
D423,215 S * 4/2000 Furlanetto D3/246
D433,803 S * 11/2000 Haapala D3/245

* cited by examiner

Primary Examiner—Louis S. Zarfaz
Assistant Examiner—Monica A. Weingart
(74) *Attorney, Agent, or Firm*—Hedman & Costigan, P.C.

(57) **CLAIM**

The ornamental design for a handbag, as shown and described.

DESCRIPTION

FIG. 1 is a rear perspective view of a handbag showing my new design;
FIG. 2 is a top plan view thereof;
FIG. 3 is a left side elevational view, the right side being a mirror image thereof;
FIG. 4 is a front elevational view thereof; and,
FIG. 5 is a bottom plan view thereof.

1 Claim, 3 Drawing Sheets

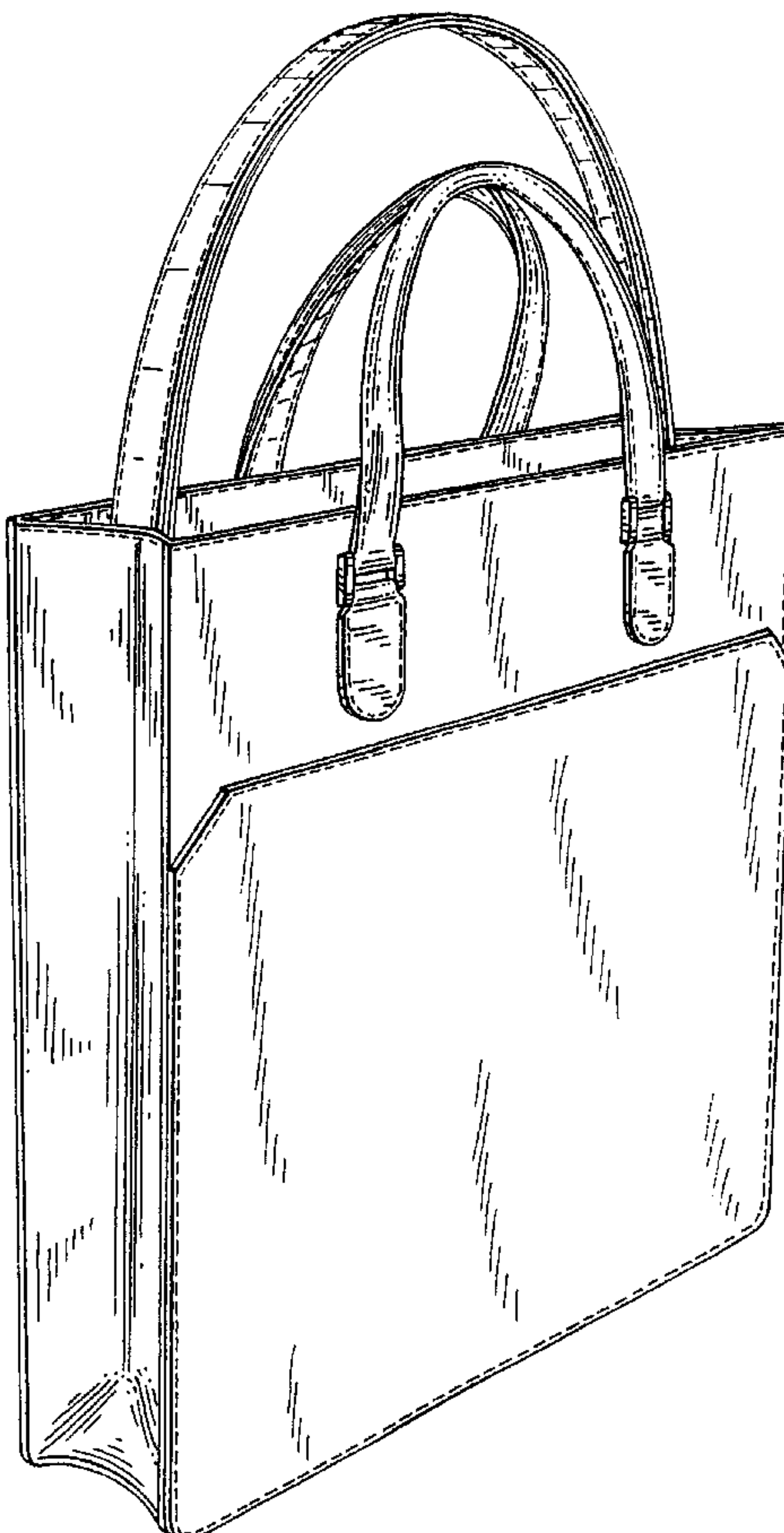
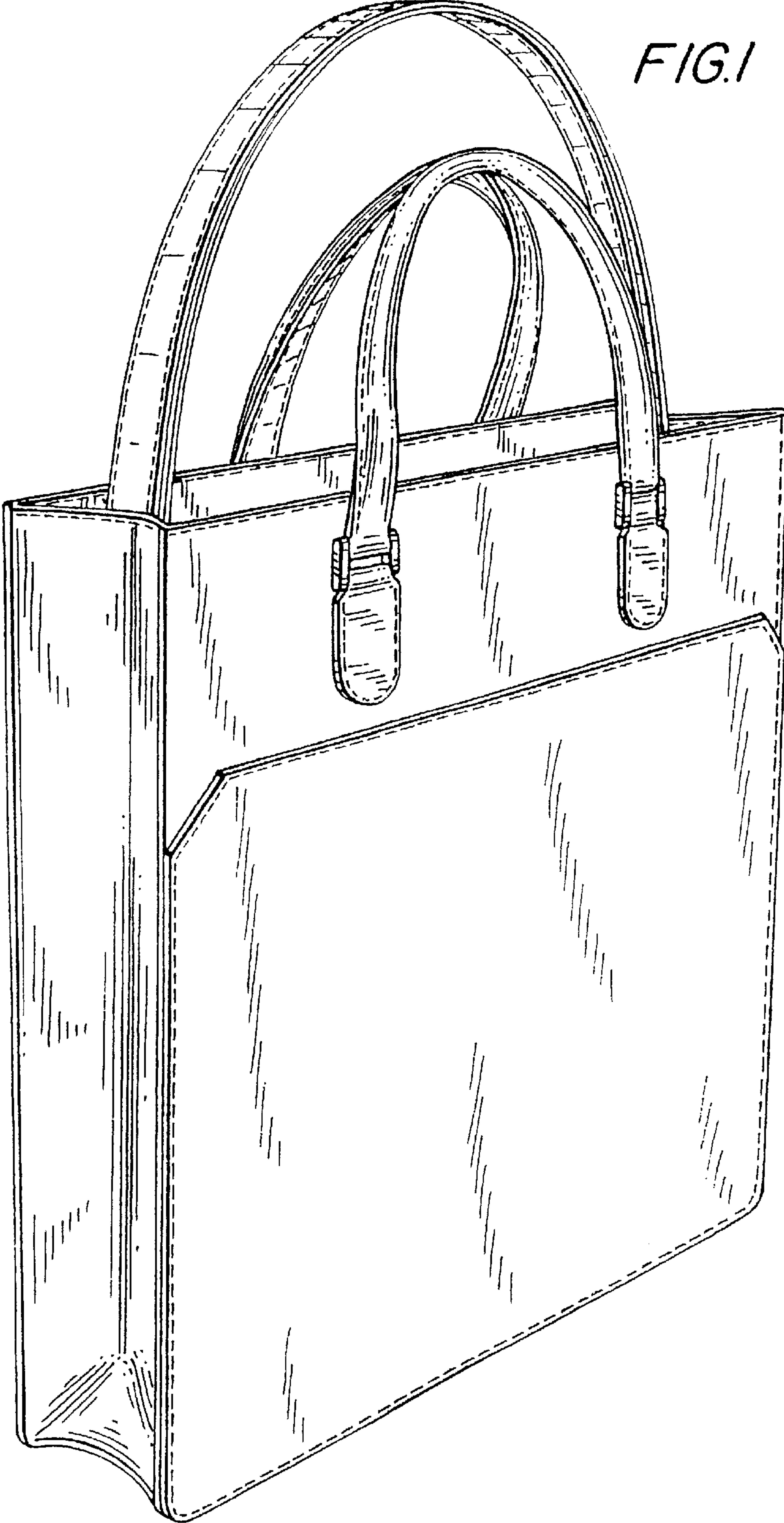


FIG. 1






FIG. 2

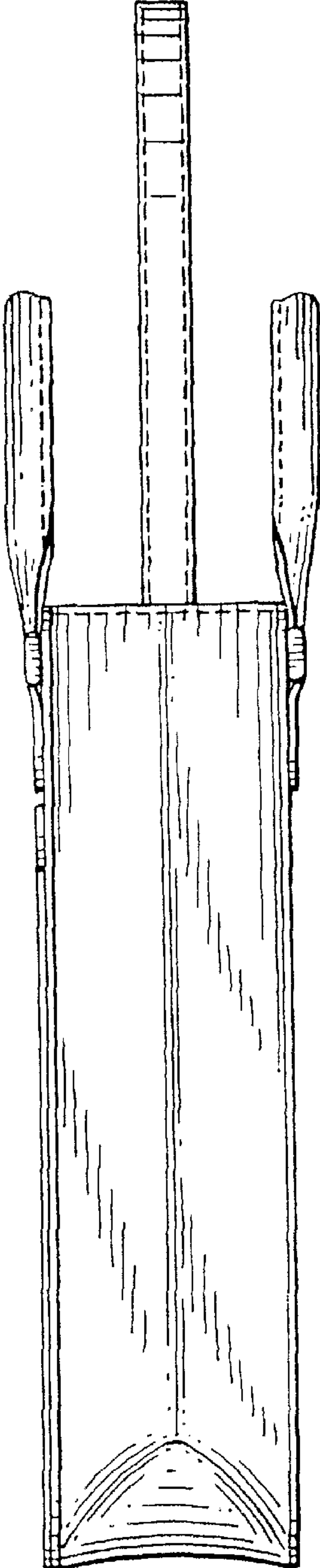


FIG. 3

FIG. 4




FIG. 5

