



US00D510660S

(12) **United States Design Patent**
Suppancig

(10) **Patent No.:** **US D510,660 S**
(45) **Date of Patent:** **** Oct. 18, 2005**

(54) **HANDBAG**

(75) **Inventor:** **Massino Suppancig, Milan (IT)**

(73) **Assignee:** **Valextra S.r.l., Milan (IT)**

(**) **Term:** **14 Years**

(21) **Appl. No.:** **29/222,362**

(22) **Filed:** **Jan. 28, 2005**

(30) **Foreign Application Priority Data**

Jul. 29, 2004 (EM) 000209945

(51) **LOC (8) Cl.** **03-01**

(52) **U.S. Cl.** **D3/246**

(58) **Field of Search** D3/232, 233, 234,
D3/235, 236, 237, 238, 239, 240, 241,
243, 245, 246, 303, 315, 318, 321, 322,
323, 324, 325, 326; 150/100, 107, 108,
110, 111, 118, 900; 190/100, 115, 903;
383/6, 29, 30, 31, 37, 42, 93, 95, 97, 117,
127, 907

(56) **References Cited**

U.S. PATENT DOCUMENTS

D114,848 S * 5/1939 Lewis D3/240

D129,753 S * 9/1941 Tashman D3/241
D166,362 S * 4/1952 Spector D3/241
D461,954 S * 8/2002 Guyon D3/246
D489,891 S * 5/2004 Guyon D3/243
D501,717 S * 2/2005 Guyon D3/246

* cited by examiner

Primary Examiner—Louis S. Zarfes

Assistant Examiner—Monica A. Weingart

(74) *Attorney, Agent, or Firm*—Hedman & Costigan, P.C.

(57) **CLAIM**

The ornamental design for a handbag, as shown and described.

DESCRIPTION

FIG. 1 is a perspective view of a handbag showing my new design;

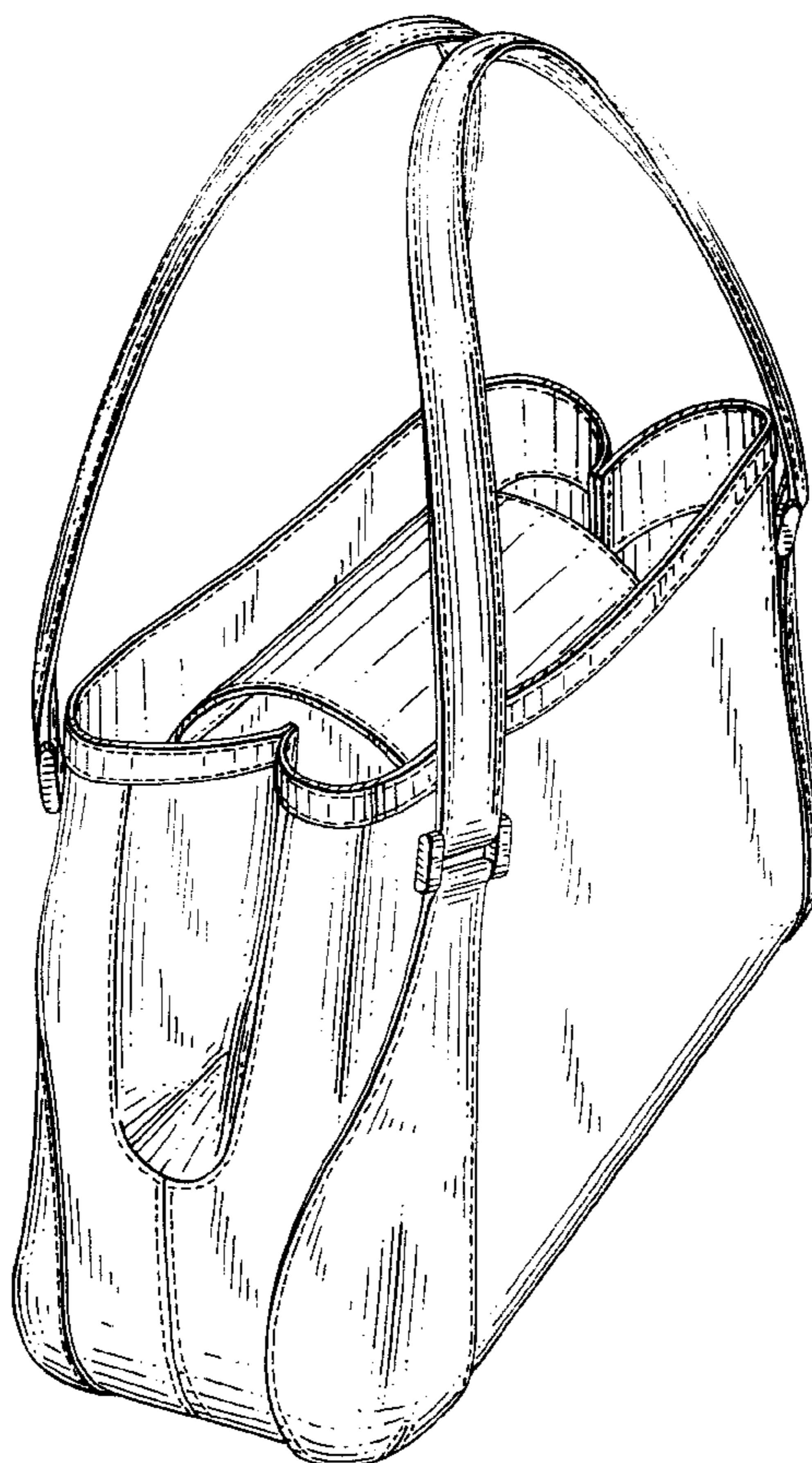
FIG. 2 is a top plan view thereof;

FIG. 3 is a left side elevational view, the right side elevational view being identical thereof; and

FIG. 4 is a front elevational view, the rear elevational view being identical thereof; and,

FIG. 5 is a bottom plan view thereof.

1 Claim, 3 Drawing Sheets



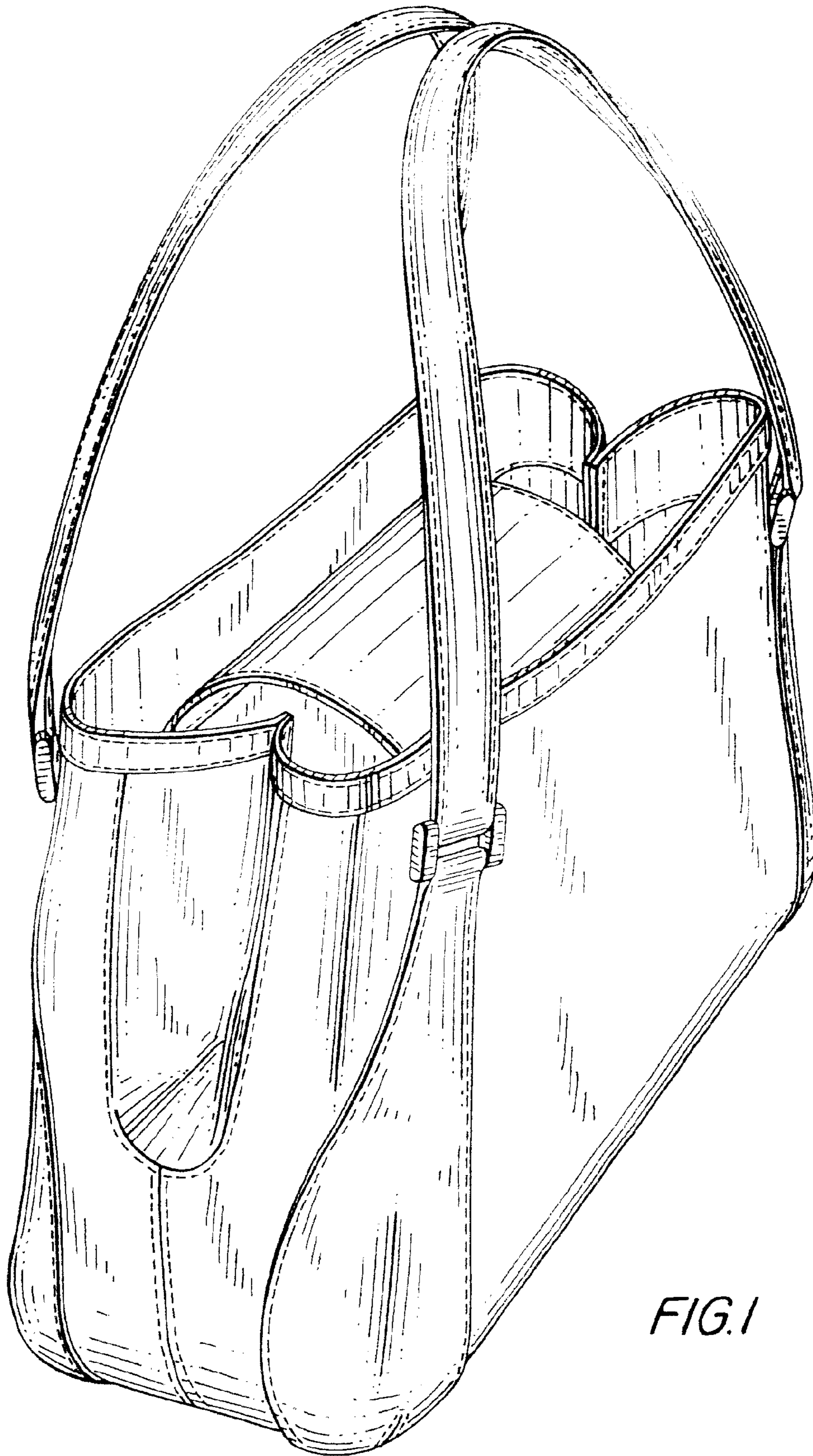


FIG. 1

FIG. 2

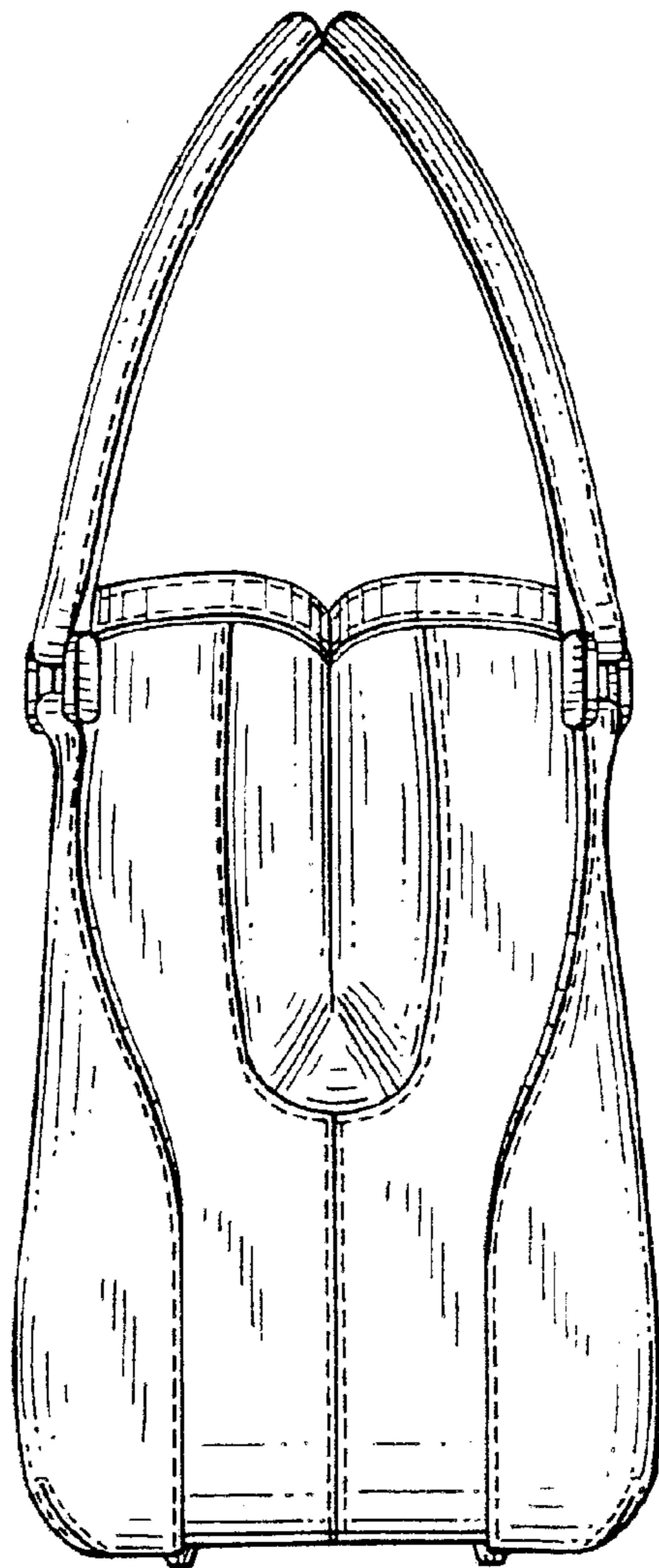
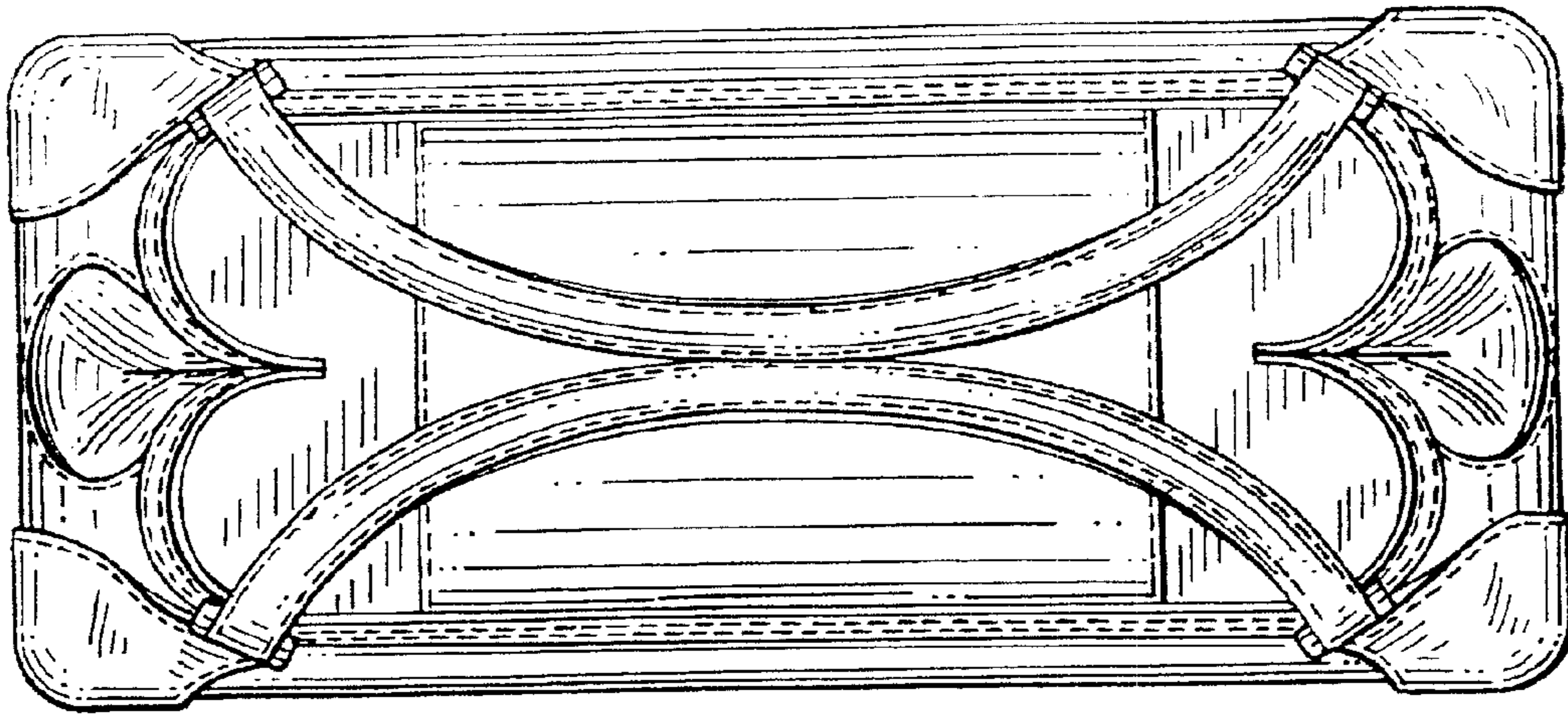


FIG. 3

FIG. 4



FIG. 5

