



US00D510658S

(12) **United States Design Patent**
Coates

(10) **Patent No.:** **US D510,658 S**

(45) **Date of Patent:** **** Oct. 18, 2005**

(54) **INFANT HOLDER**

(76) **Inventor:** **Fredrica Coates**, 400 Stanton Ct.,
Winston Salem, NC (US) 27106

(**) **Term:** **14 Years**

(21) **Appl. No.:** **29/161,812**

(22) **Filed:** **Jun. 5, 2002**

(51) **LOC (8) Cl.** **03-99**

(52) **U.S. Cl.** **D3/213**

(58) **Field of Search** D3/254, 213, 214,
D3/216, 217; 224/901.6, 647, 648, 651,
601, 602, 250, 258, 254, 153, 159, 160,
579, 580; D21/445; 190/115, 117, 119

(56) **References Cited**

U.S. PATENT DOCUMENTS

4,518,107 A * 5/1985 Amos 224/254
4,881,684 A * 11/1989 Chinman 190/115
D403,854 S * 1/1999 Marcusson D3/217

D425,696 S * 5/2000 Swanke D3/213
6,491,196 B1 * 12/2002 Coler 224/602

* cited by examiner

Primary Examiner—Catherine R. Oliver

(74) *Attorney, Agent, or Firm*—Chandrakant C. Shroff

(57) **CLAIM**

The ornamental design for an infant holder, as shown and described.

DESCRIPTION

FIG. 1 is the front view of the infant holder according to the present invention.

FIG. 2 is the rear view of the infant holder of FIG. 1.

FIG. 3 is the left side view of the infant holder of FIG. 1.

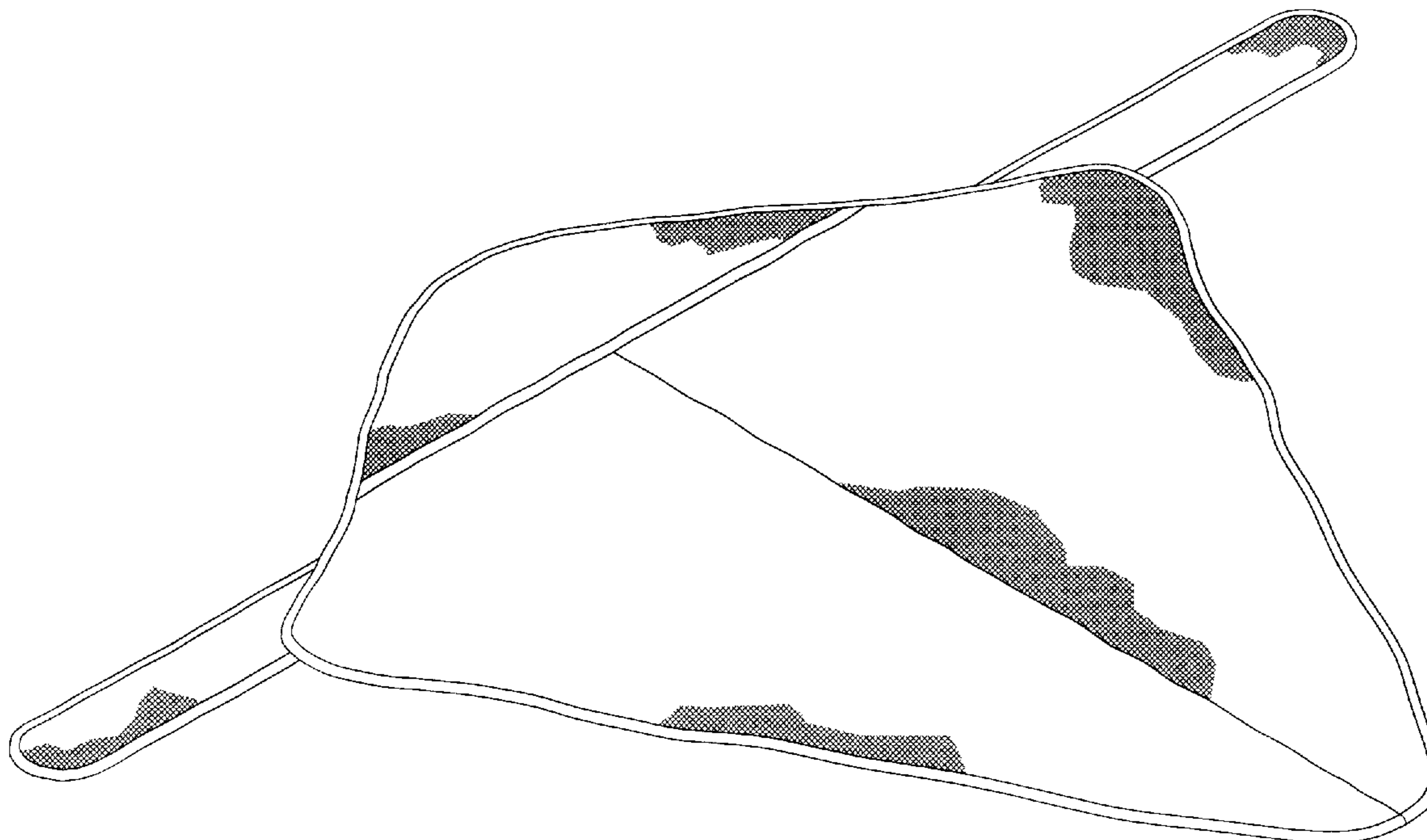
FIG. 4 is the right side view of the infant holder of FIG. 1.

FIG. 5 is the bottom view of the infant holder of FIG. 1.

FIG. 6 is the top view of the infant holder of FIG. 1; and,

FIG. 7 is the front elevational perspective view of the infant holder.

1 Claim, 5 Drawing Sheets



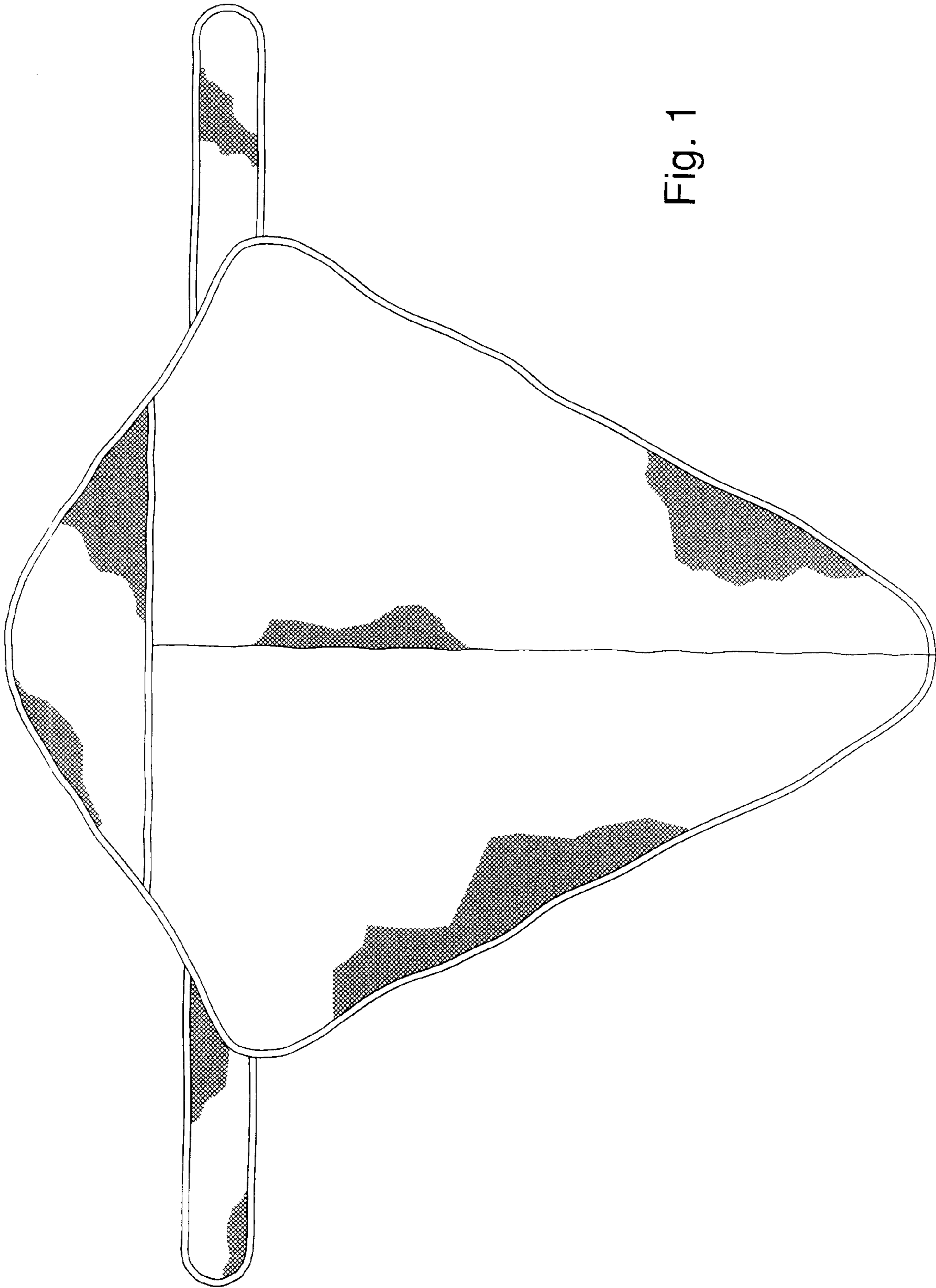


Fig. 1

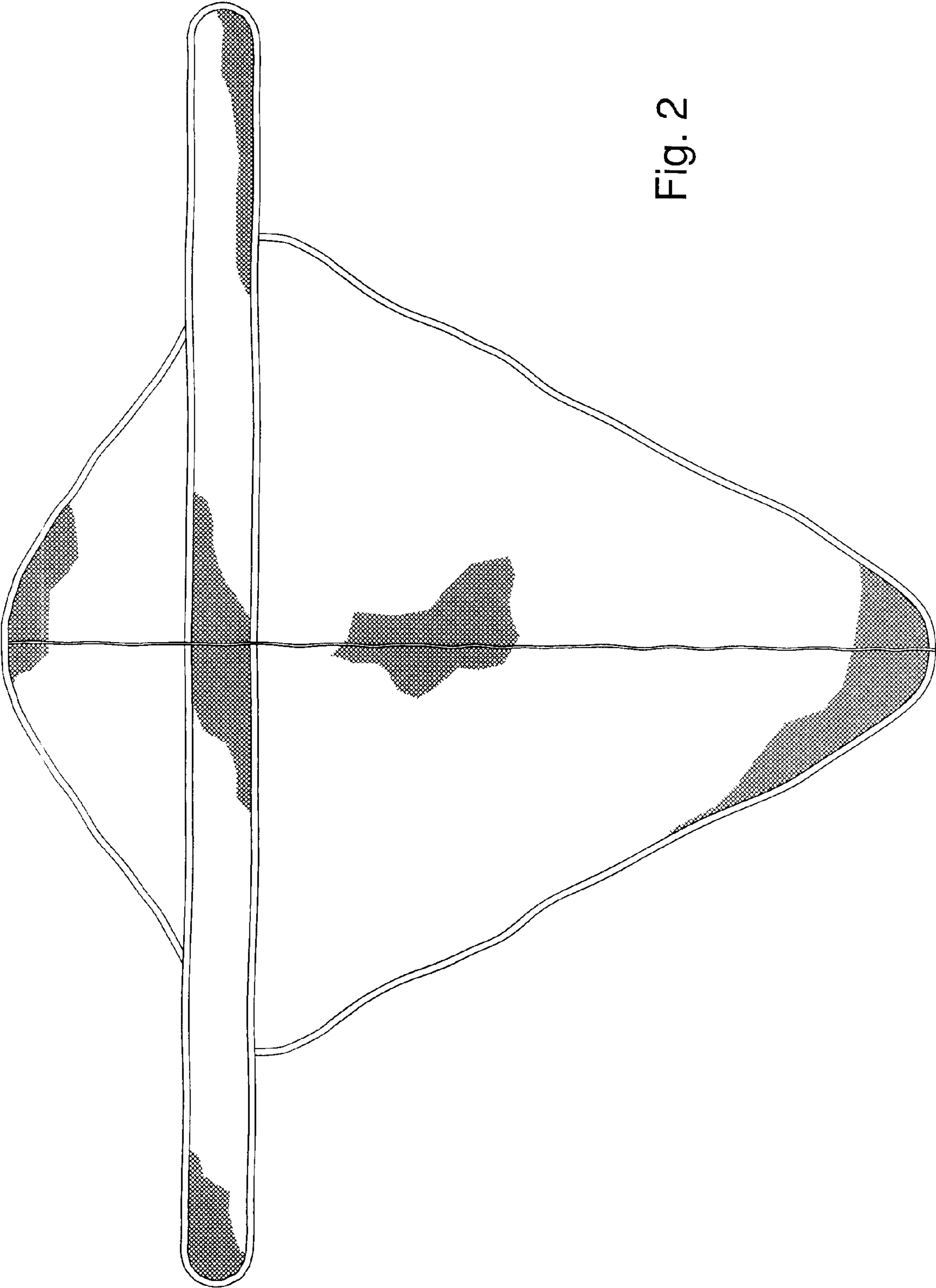


Fig. 2



Fig. 4




Fig. 3

Fig. 5



Fig. 6



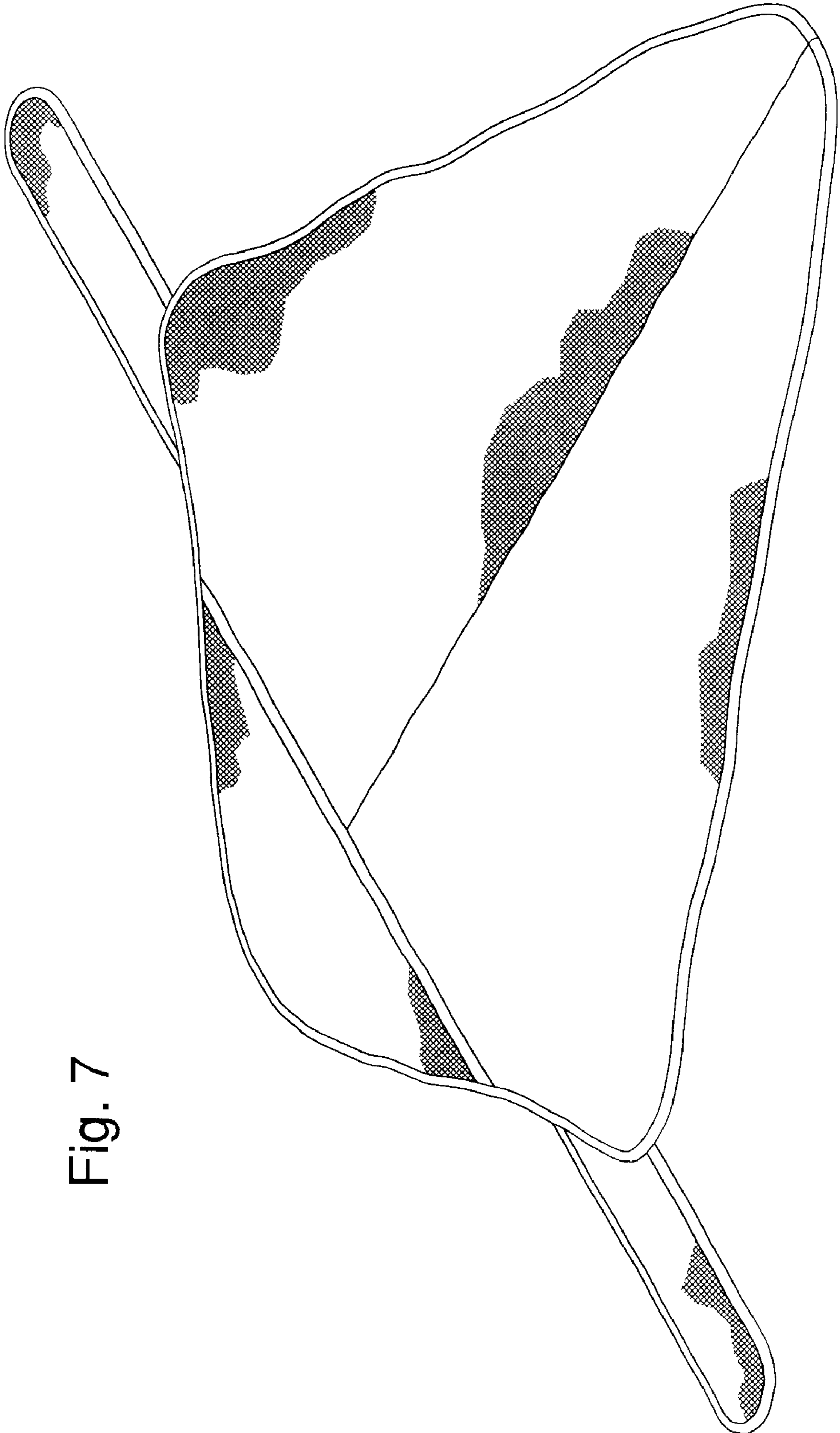


Fig. 7