



US00D510655S

(12) **United States Design Patent**
Portzline

(10) **Patent No.:** **US D510,655 S**
(45) **Date of Patent:** **** Oct. 18, 2005**

- (54) **PORTION OF A SHOE UPPER**
- (75) Inventor: **Scott Portzline**, Portland, OR (US)
- (73) Assignee: **Nike, Inc.**, Beaverton, OR (US)
- (**) Term: **14 Years**
- (21) Appl. No.: **29/214,919**
- (22) Filed: **Oct. 13, 2004**
- (51) **LOC (8) Cl.** **02-99**
- (52) **U.S. Cl.** **D2/972**
- (58) **Field of Search** D2/902, 907, 908,
D2/943, 944, 969, 972-974; 36/45, 50.1,
77 M, 77 R, 83, 88, 113, 114, 126-131

D495,125 S 8/2004 Cessor
 D495,868 S 9/2004 McDowell
 D499,874 S * 12/2004 Panariello, Jr. D2/972

OTHER PUBLICATIONS

Nike Footwear Catalog Spring 1997, p. 179, Published Jun. 1996.
 Nike Footwear Catalog Late Spring 1998, p. 123, Published Sep. 1997.
 Nike Footwear Catalog Holiday 1998, p. W8, Published Feb. 1998.
 Nike Footwear Catalog Fall 2000 #1, p. M100, Published Nov. 1999.

* cited by examiner

Primary Examiner—Dominic Simone
 (74) *Attorney, Agent, or Firm*—Banner & Witcoff, Ltd.

(56) **References Cited**

U.S. PATENT DOCUMENTS

D398,770 S	9/1998	Lozano
D401,052 S	11/1998	Lozano
D406,448 S	3/1999	Rask
D407,203 S	3/1999	Maxwell
D407,205 S	3/1999	Lozano
D412,054 S	7/1999	Gray et al.
D417,775 S	12/1999	Holmes
D417,776 S	12/1999	McDowell
D420,501 S	2/2000	Hlavacs
D420,502 S	2/2000	Hlavacs
D428,247 S	7/2000	Selbiger
D431,714 S	10/2000	Hatfield et al.
D440,035 S	4/2001	Smith
D440,757 S	4/2001	Doxey
D442,360 S	5/2001	Holmes
D467,722 S	12/2002	Wahoske
D474,011 S	5/2003	Smith
D475,519 S	6/2003	Morris
D477,708 S	7/2003	Smith
D485,052 S	1/2004	Holmes

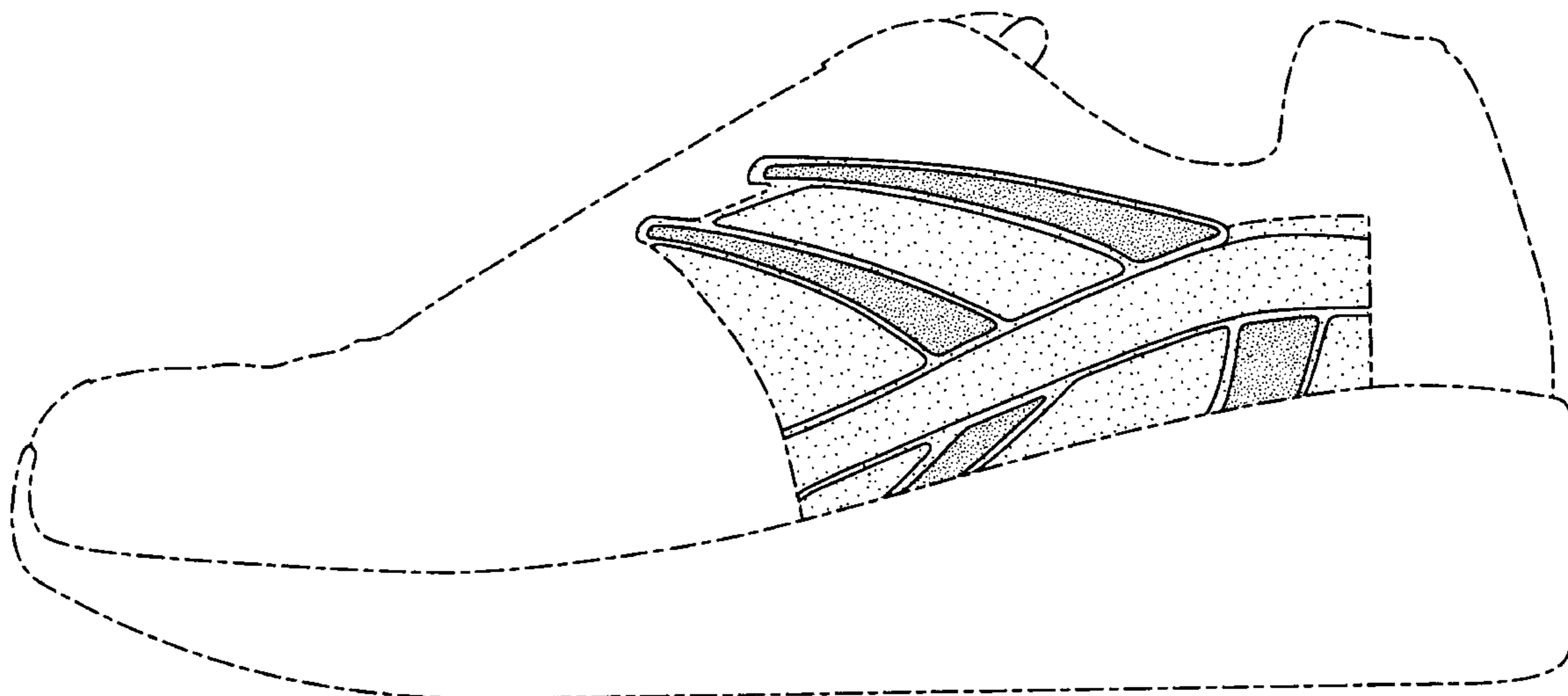
(57) **CLAIM**

The ornamental design for a portion of a shoe upper, as shown and described.

DESCRIPTION

FIG. 1 is a front perspective view of a portion of a shoe upper showing my new design;
 FIG. 2 is a side view thereof;
 FIG. 3 is a rear perspective view thereof; and,
 FIG. 4 is a top view thereof.
 The solid lines immediately adjacent to the shaded area represent claimed boundaries of the design. The uneven broken lines immediately adjacent to the shaded area represent an unclaimed portion of the boundary of the design. The uneven broken line showing of the remainder of the shoe is for illustrative purposes only and forms no part of the claimed design. The depicted contrast in shading represents a contrast in appearance via color, texture, and/or material.

1 Claim, 4 Drawing Sheets



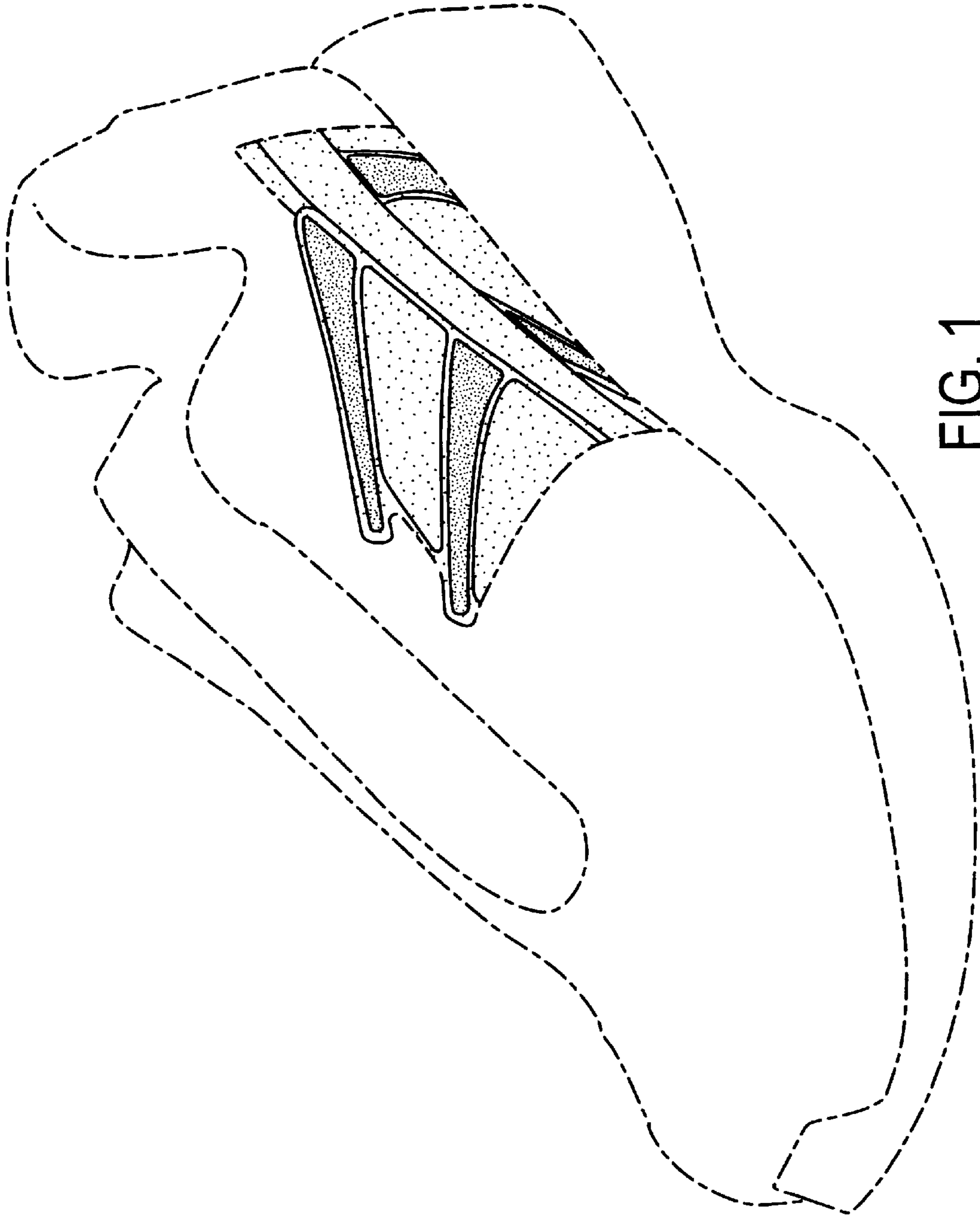


FIG. 1

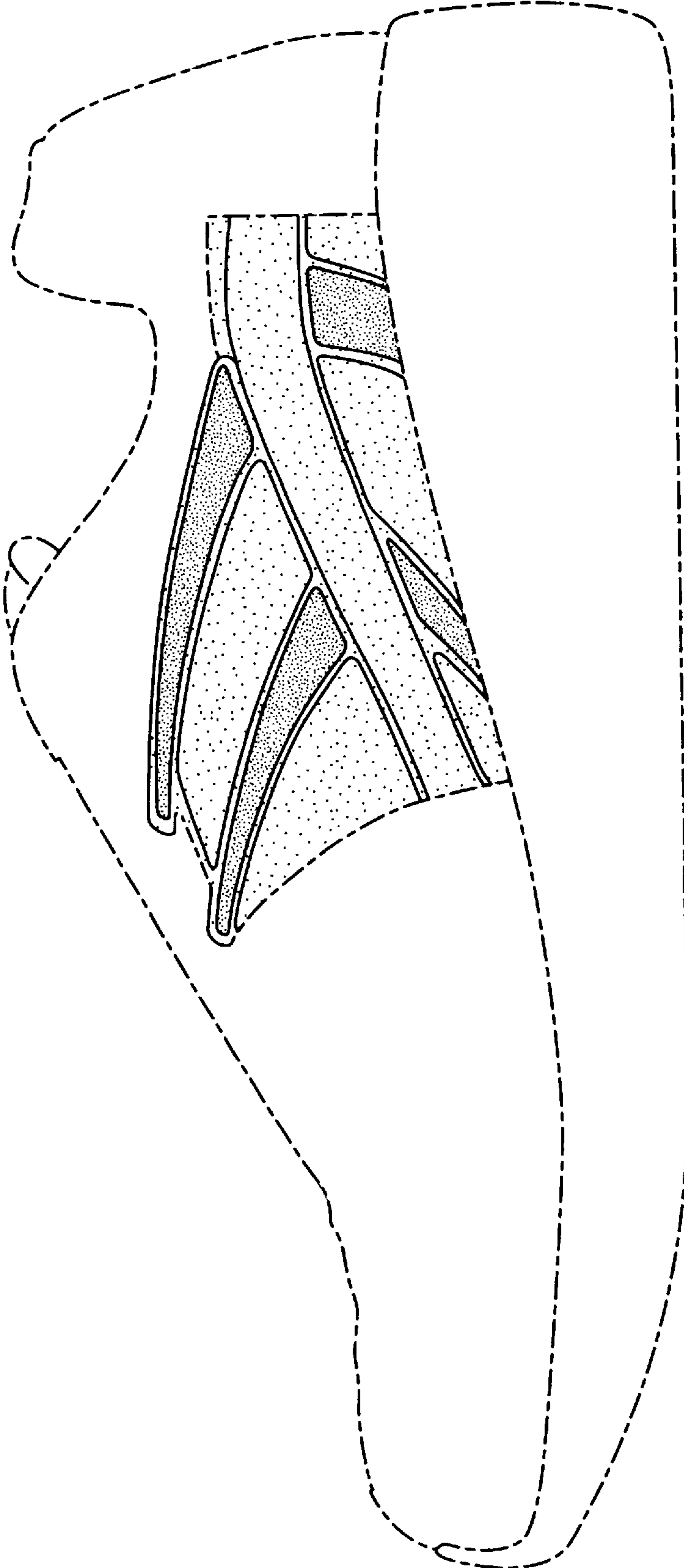


FIG. 2

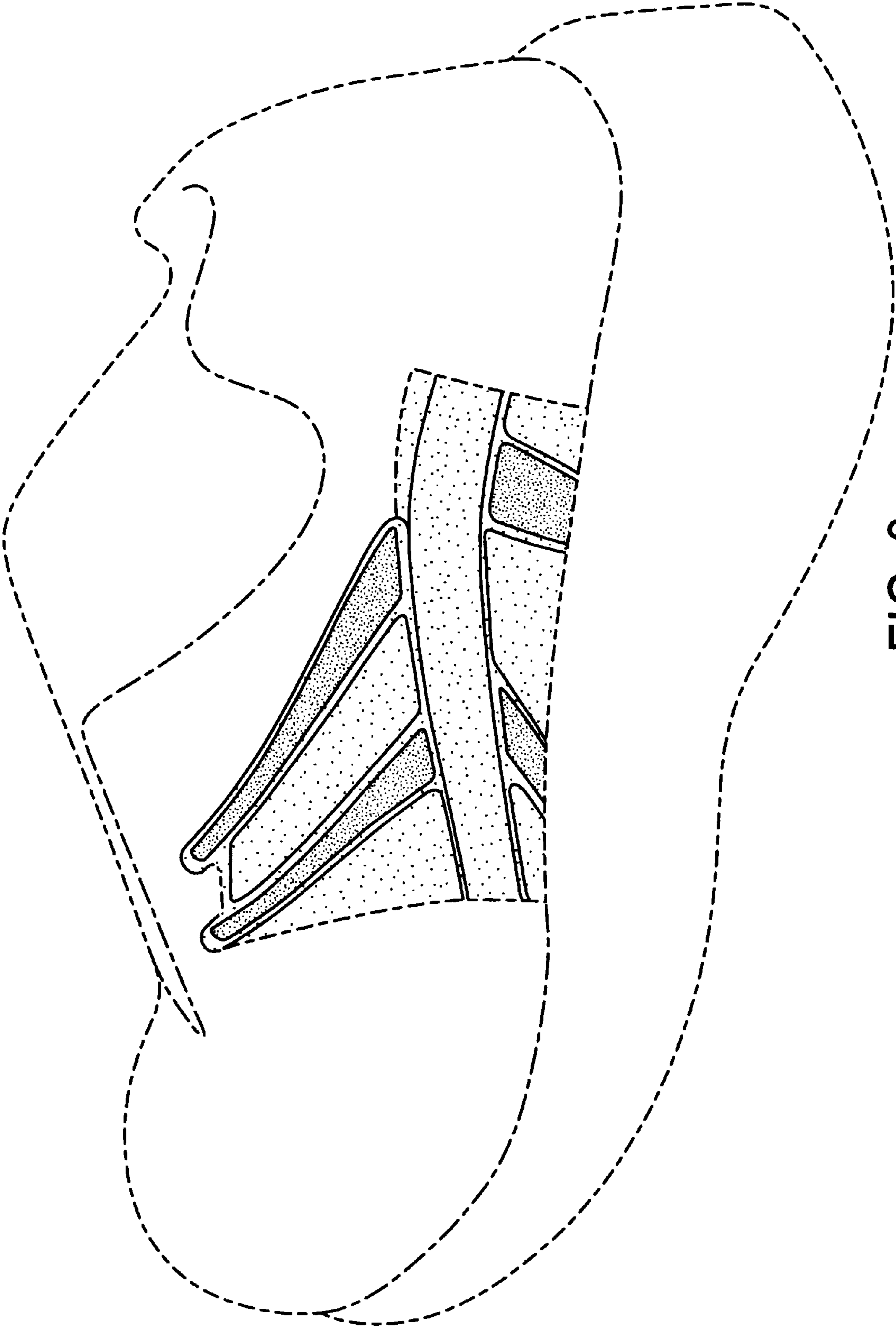


FIG. 3

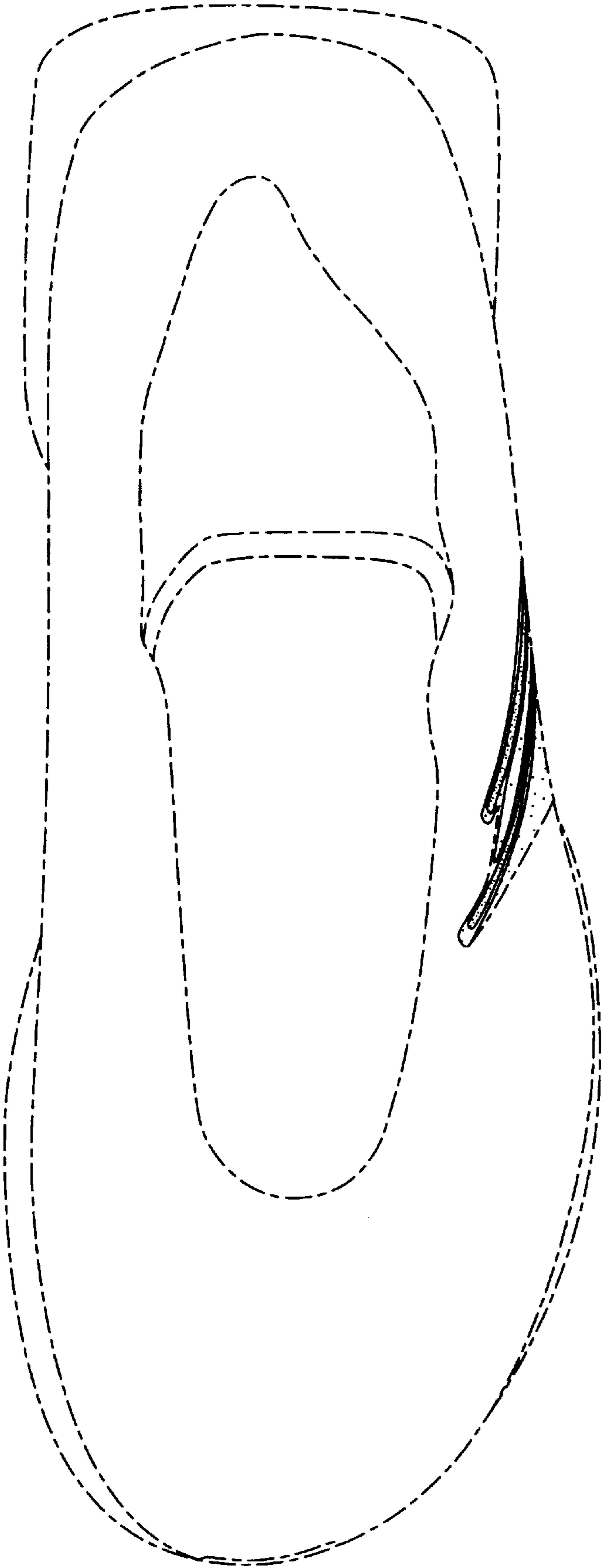


FIG. 4