



US00D510652S

(12) **United States Design Patent** (10) **Patent No.:** **US D510,652 S**
Edwards (45) **Date of Patent:** **** Oct. 18, 2005**

(54) **NECK PROTECTOR**

(76) **Inventor:** **Joseph H. Edwards**, 2210 E. Laird Way, Salt Lake City, UT (US) 84108

(**) **Term:** **14 Years**

(21) **Appl. No.:** **29/192,957**

(22) **Filed:** **Oct. 31, 2003**

(51) **LOC (8) Cl.** **02-05**

(52) **U.S. Cl.** **D2/600**

(58) **Field of Search** D2/500, 501, 502, D2/503, 600, 601, 602; 2/65, 91, 123, 127, 128, 129, 468, 171, 172, 173, 202, 203, 205, 206, 208; D29/101.1, 101.3, 108

(56) **References Cited**

U.S. PATENT DOCUMENTS

593,954 A	11/1897	Way	
731,135 A	6/1903	Scott	
746,586 A	12/1903	Schoch	
766,963 A	8/1904	Murray	
805,052 A	11/1905	Brooks	
866,752 A	9/1907	Way	
905,270 A	12/1908	Abraham	
1,016,214 A	1/1912	Curtis	
1,309,783 A	7/1919	Slawin	
2,276,612 A	3/1942	Ellis	
2,353,025 A	7/1944	Gautreaux	
2,716,981 A	9/1955	More	
3,740,767 A	6/1973	Schuessler	
3,878,563 A	4/1975	Pulju	
4,168,543 A	* 9/1979	Baker	2/91
4,180,868 A	1/1980	Snow	
4,259,748 A	4/1981	Miller	
4,495,660 A	1/1985	Hayden	
4,654,897 A	4/1987	Rosaen	
4,718,123 A	1/1988	Petropoulos	
5,035,006 A	7/1991	Hetz et al.	
5,058,211 A	10/1991	Hanks	

5,109,548 A	5/1992	Balaban et al.	
5,214,804 A	6/1993	Carey et al.	
D339,676 S	9/1993	Geving	
D369,442 S	4/1996	Jones	
6,397,403 B1	* 6/2002	Waldman	2/468
D476,133 S	* 6/2003	Weidenhaupt	D2/600
D488,613 S	* 4/2004	Easlick	D2/600

OTHER PUBLICATIONS

Seirus Innovation 2000 Catalog; cover page, p. 7; Seirus Innovation, Poway, California, USA.

Gator 1994 catalog, cover page, pp. 2-8; Gator Sports, Inc., Salt Lake City, Utah, 84115, USA.

* cited by examiner

Primary Examiner—Paula A. Greene
(74) *Attorney, Agent, or Firm*—Holme Roberts & Owen LLP

(57) **CLAIM**

The ornamental design for a neck protector, as shown and described.

DESCRIPTION

FIG. 1 is a front perspective view of my new neck protector showing my new design with a zipper in a closed position, the neck protector being positioned on a person shown in broken lines for illustrative purposes only and who forms no part of the claimed design;

FIG. 2 is a front perspective view of my new neck protector with a zipper in an open position;

FIG. 3 is a front plan view of my new neck protector;

FIG. 4 is a rear plan view of my new neck protector;

FIG. 5 is a top plan view my new neck protector;

FIG. 6 is a bottom plan view my new neck protector;

FIG. 7 is one side view of my new neck protector; and,

FIG. 8 is the other side view of my new neck protector.

1 Claim, 4 Drawing Sheets



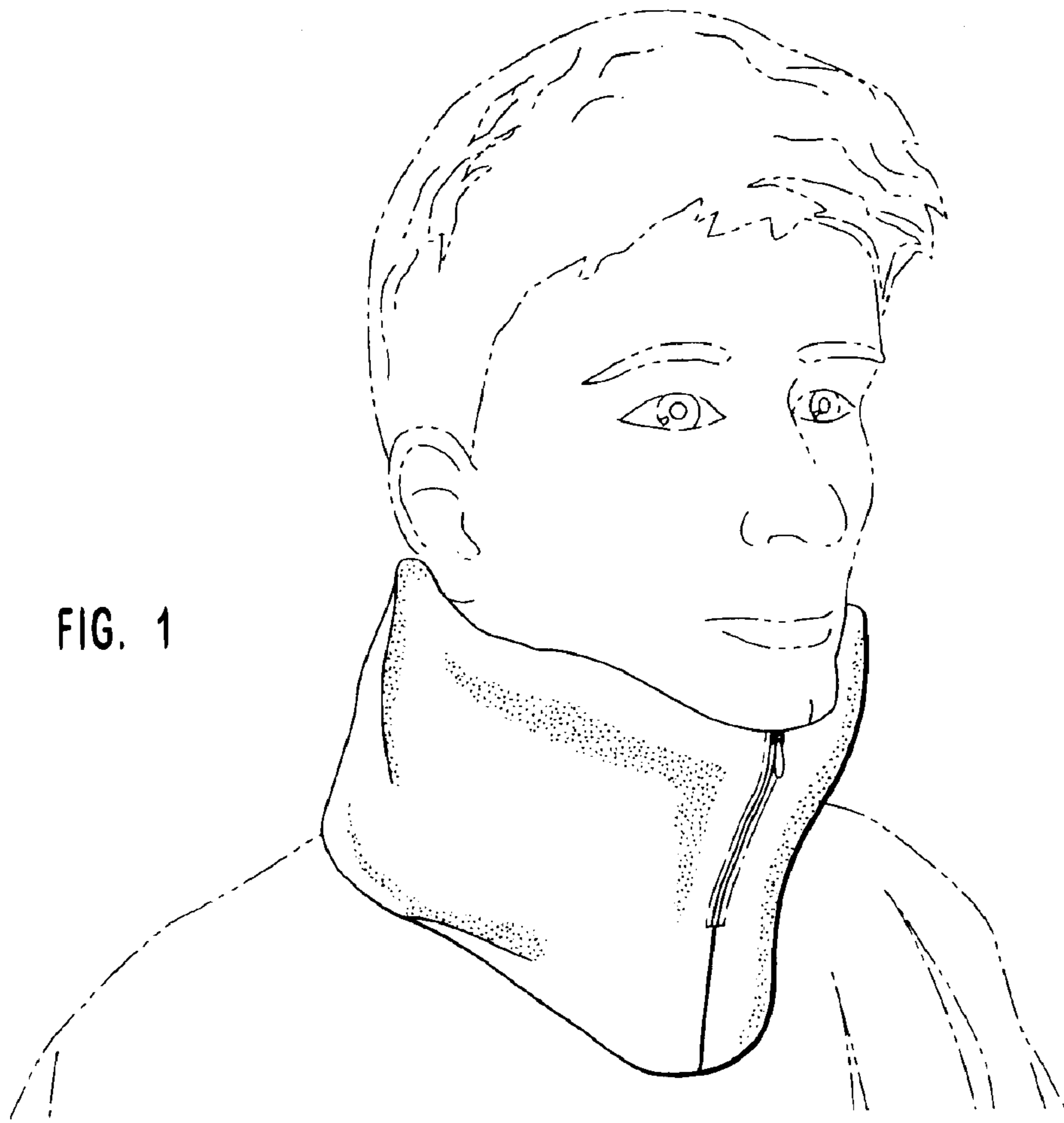


FIG. 1

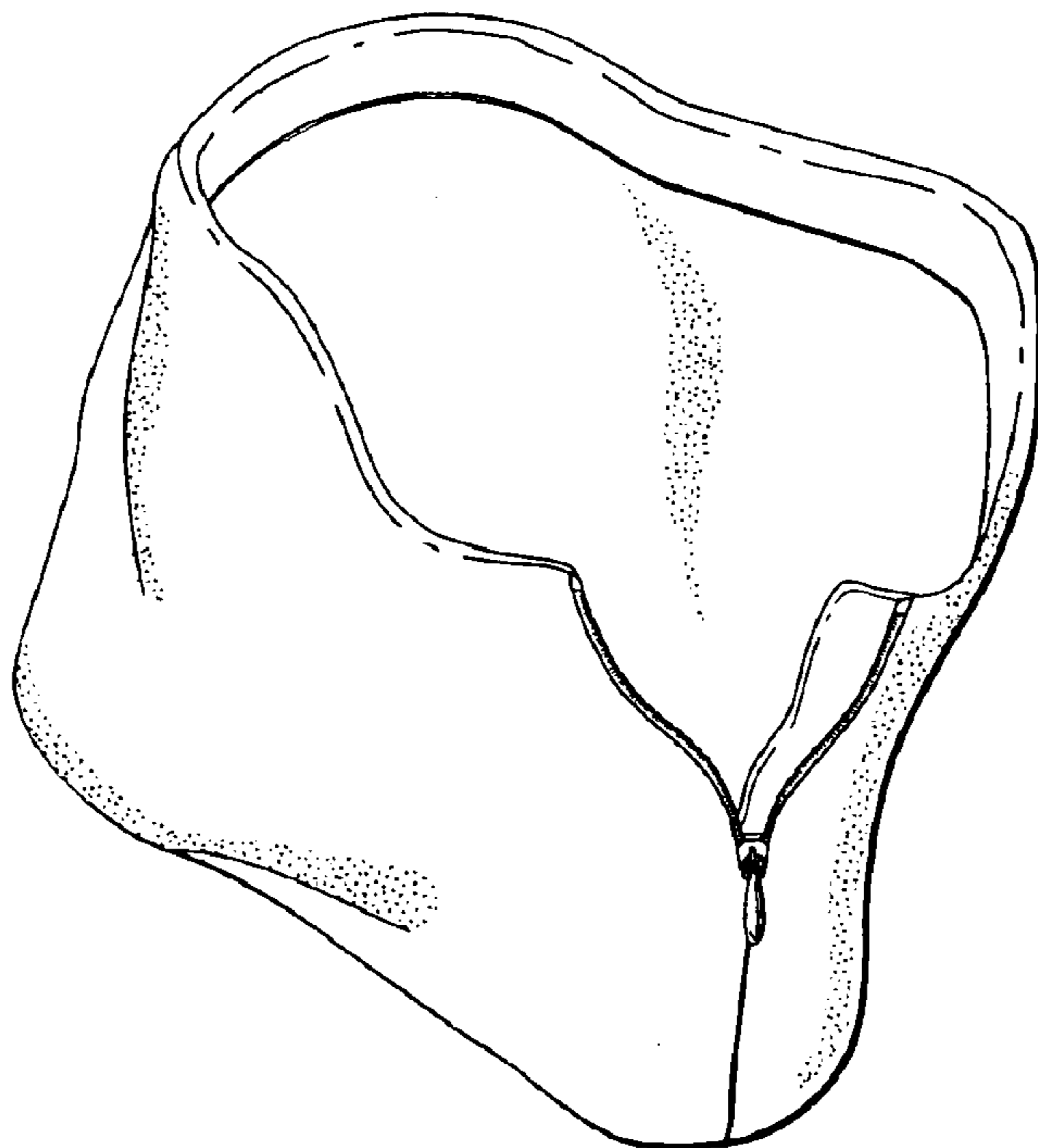


FIG. 2




FIG. 3




FIG. 4

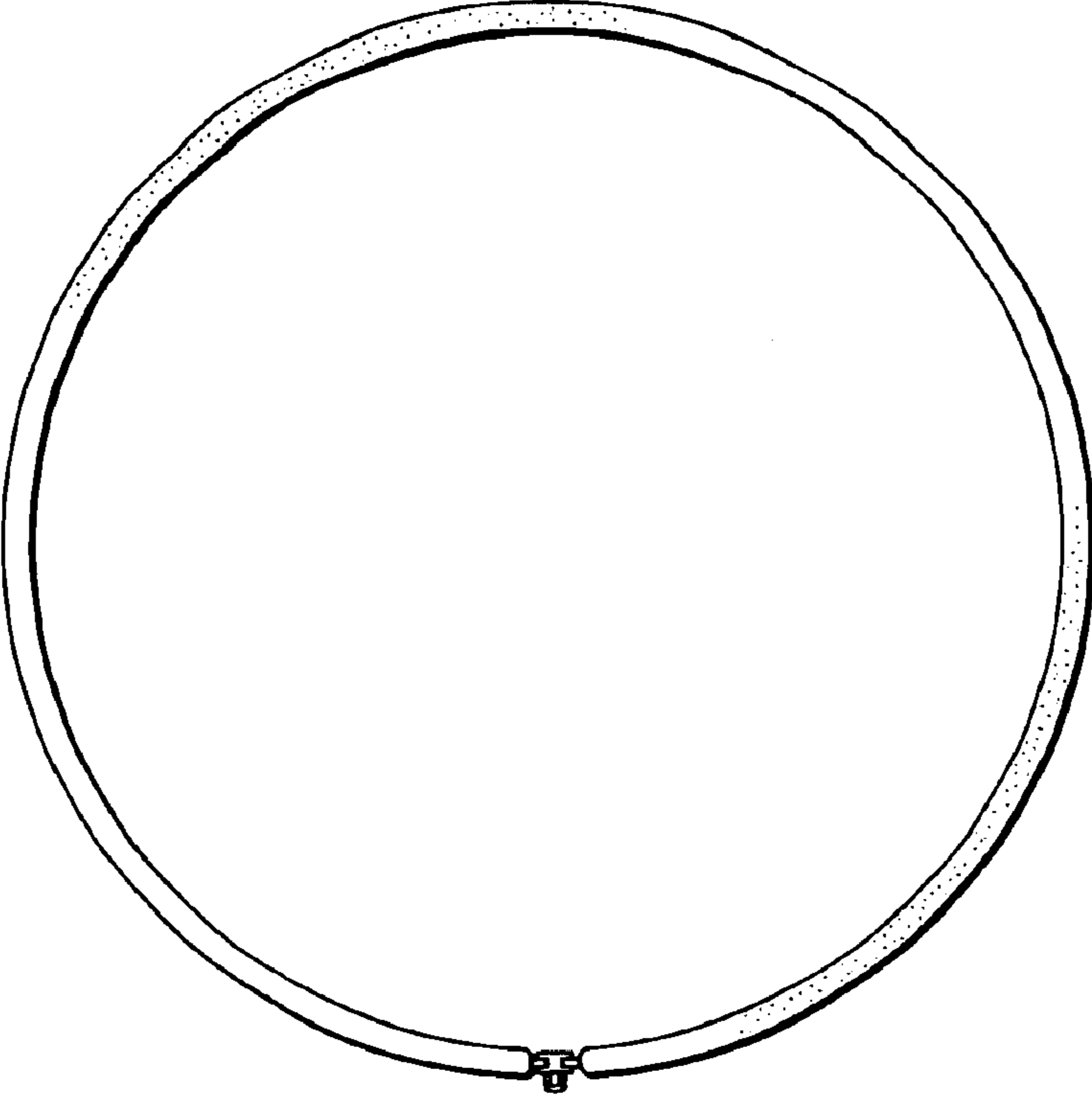


FIG. 5

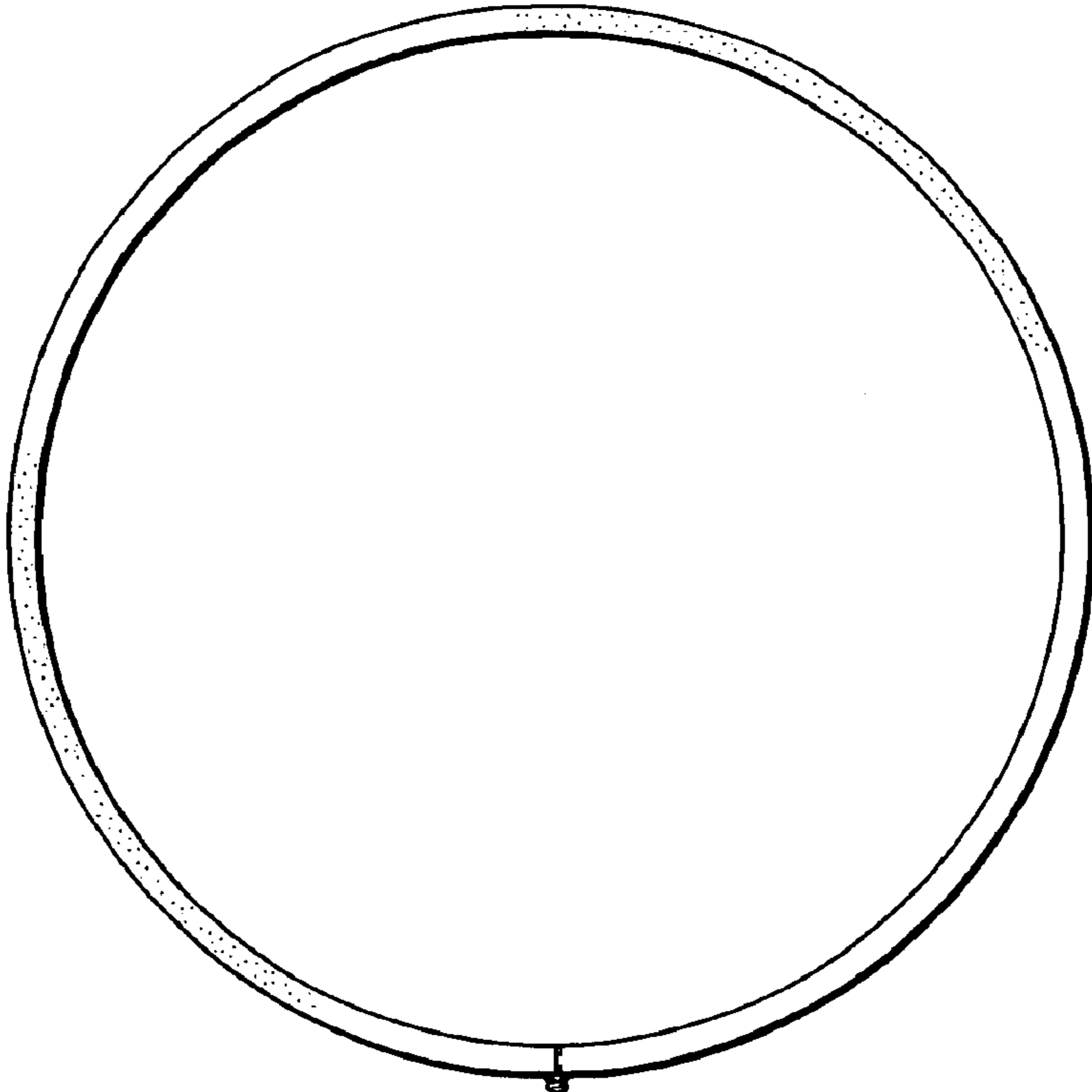


FIG. 6




FIG. 7

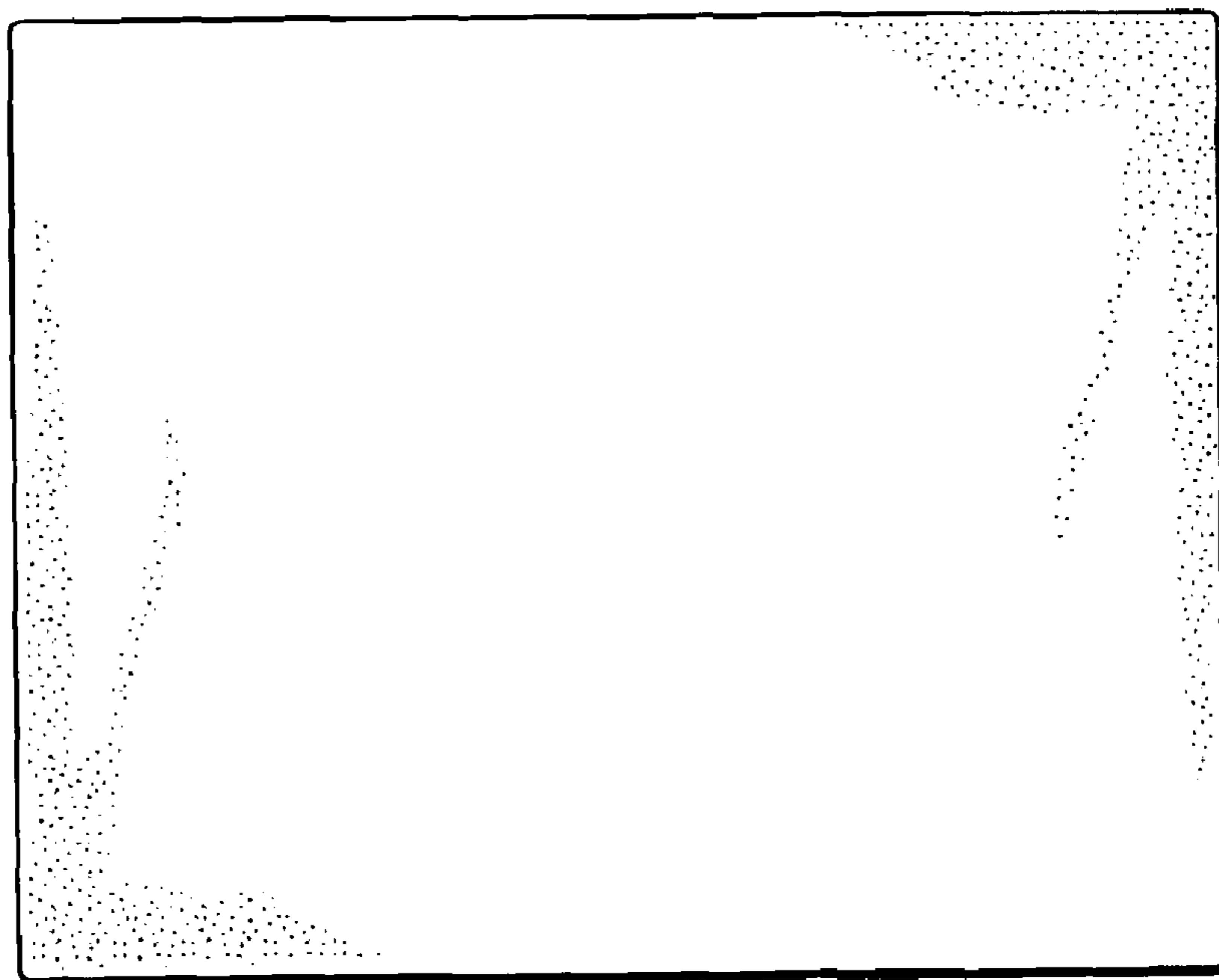


FIG. 8