



US00D510648S

(12) **United States Design Patent**  
**Moroney**

(10) **Patent No.: US D510,648 S**  
(45) **Date of Patent: \*\* Oct. 11, 2005**

- (54) **WASTE CONTAINER**
- (75) Inventor: **Jon T. Moroney**, Grand Haven, MI (US)
- (73) Assignee: **Cascade Engineering, Inc.**, Grand Rapids, MI (US)
- (\*\*) Term: **14 Years**

- 4,961,514 A 10/1990 Palmer
- D312,523 S 11/1990 Delmerico et al.
- D315,626 S \* 3/1991 Delmerico et al. .... D34/5
- D324,596 S \* 3/1992 Imbruglia ..... D34/8
- D447,307 S 8/2001 Niemeyer
- D448,535 S 9/2001 Delmerico
- D465,312 S \* 11/2002 Perelli et al. .... D34/7
- D476,456 S \* 6/2003 Englert et al. .... D34/7
- D487,539 S \* 3/2004 Moroney ..... D34/7
- D495,845 S \* 9/2004 Lauer ..... D34/1

- (21) Appl. No.: **29/193,569**
- (22) Filed: **Nov. 12, 2003**

\* cited by examiner

*Primary Examiner*—Cynthia E. Ramirez  
(74) *Attorney, Agent, or Firm*—Warner Norcross & Judd LLP

**Related U.S. Application Data**

- (62) Division of application No. 29/177,155, filed on Mar. 4, 2003, now Pat. No. Des. 487,539.
- (51) **LOC (8) Cl.** ..... **09-09**
- (52) **U.S. Cl.** ..... **D34/7**
- (58) **Field of Search** ..... D34/1-11; 220/908, 220/908.1, 909, 910, 911; 232/43.2, 1 R

(57) **CLAIM**


The ornamental design for waste container, as shown and described.

**DESCRIPTION**

FIG. 1 is a perspective view of a waste container embodying a first embodiment of the new design; FIG. 2 is a front elevational view thereof; FIG. 3 is a rear elevational view thereof; FIG. 4 is a right side elevational view thereof; FIG. 5 is a left side elevational view thereof; FIG. 6 is a top plan view thereof; and, FIG. 7 is a bottom plan view thereof.

- (56) **References Cited**
- U.S. PATENT DOCUMENTS**
- 3,394,832 A 7/1968 McAllister et al.
- 3,793,756 A 2/1974 Kay et al.
- 3,803,738 A 4/1974 Weiss
- D271,248 S 11/1983 Maza et al.
- 4,450,974 A 5/1984 Winden
- D276,753 S 12/1984 Maza et al.

**1 Claim, 4 Drawing Sheets**






Fig. 1

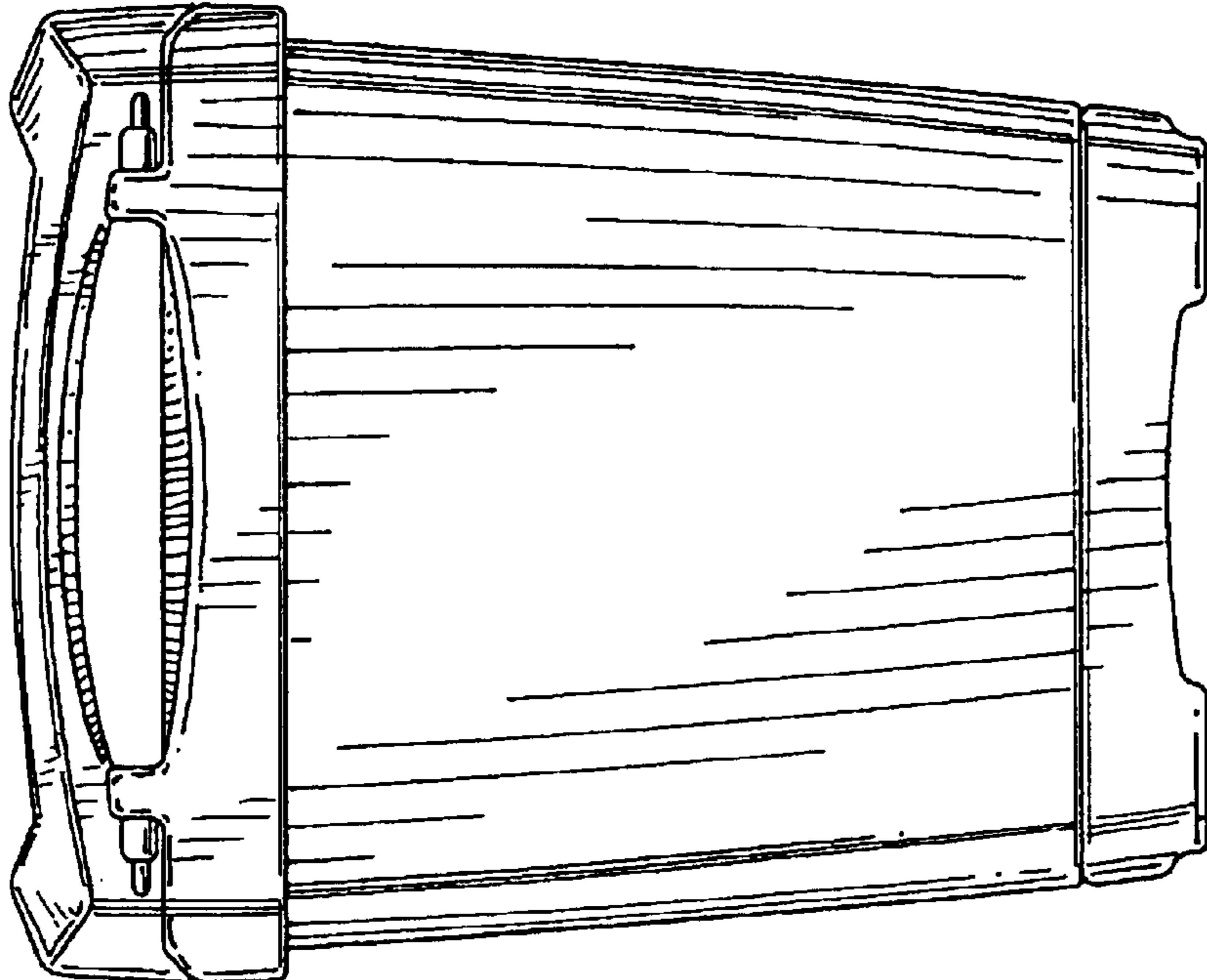


Fig. 3

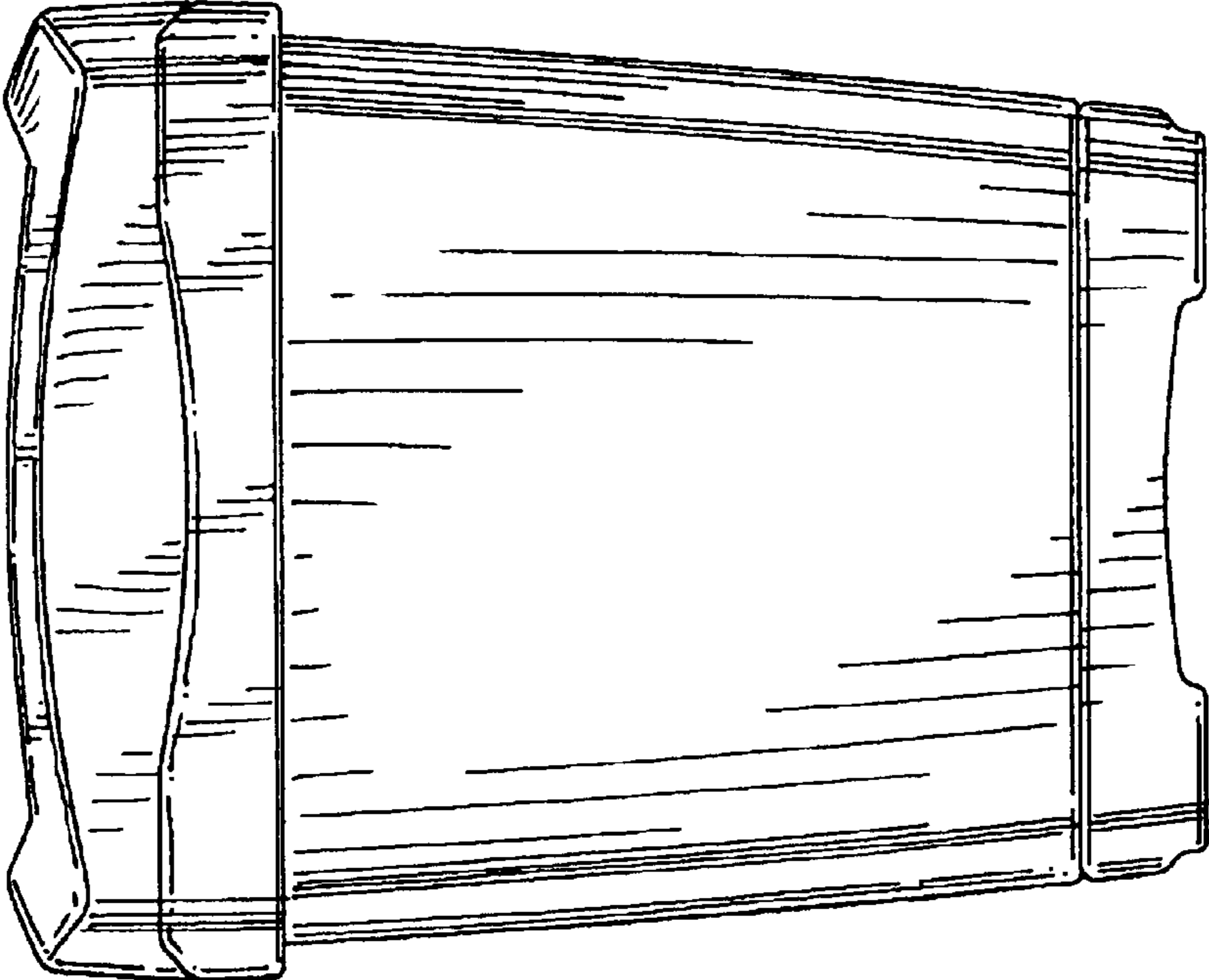


Fig. 2

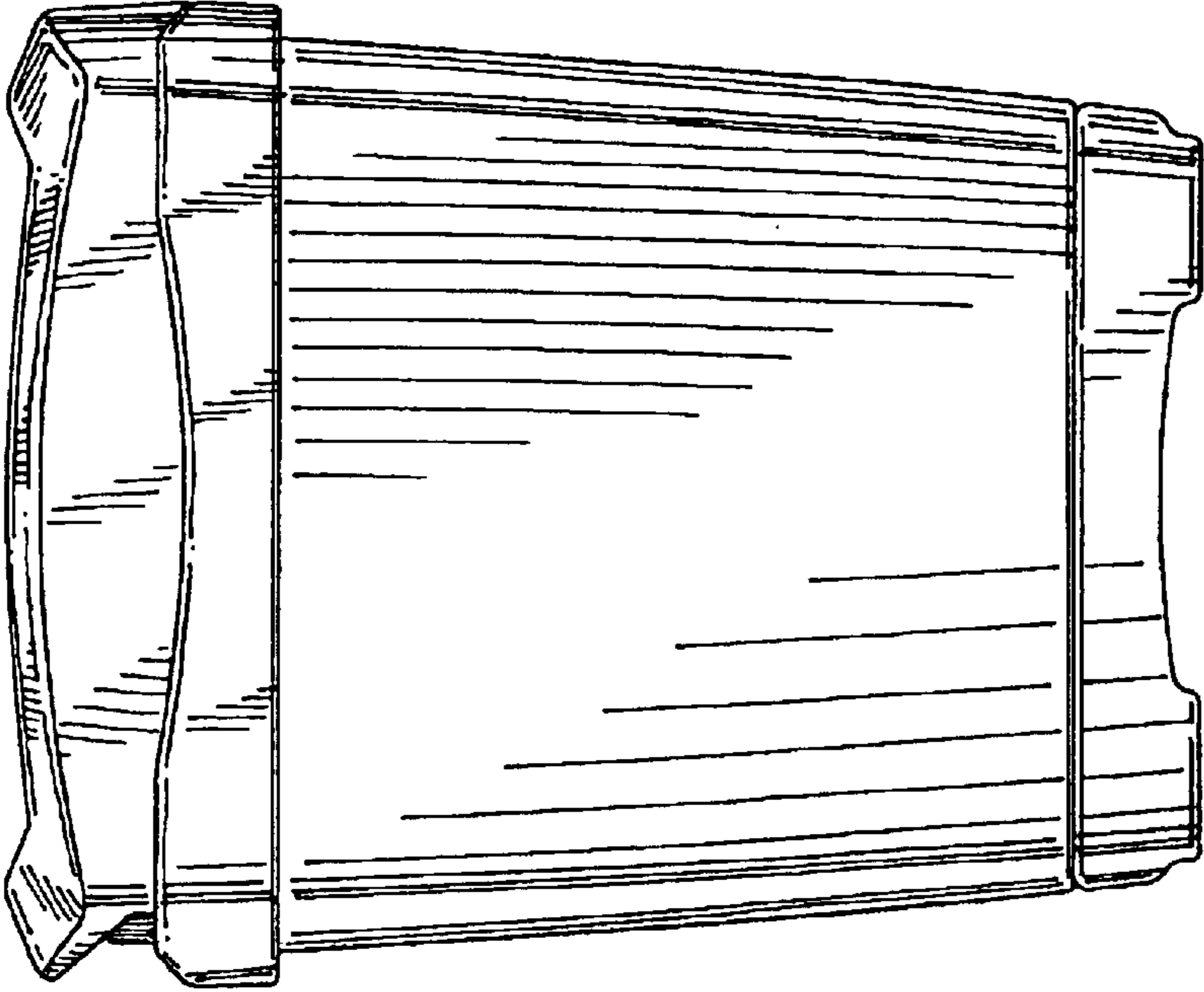


Fig. 5

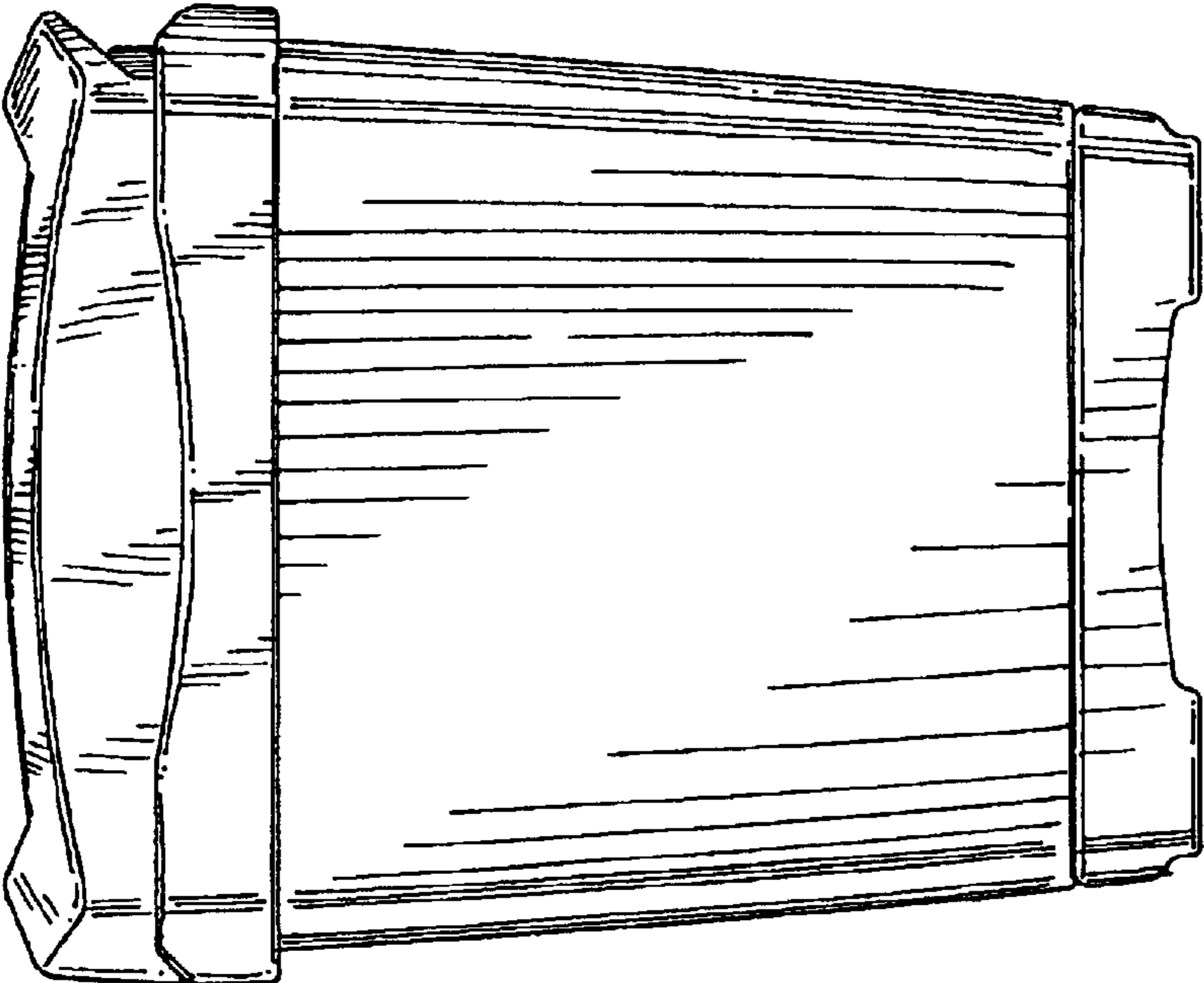


Fig. 4

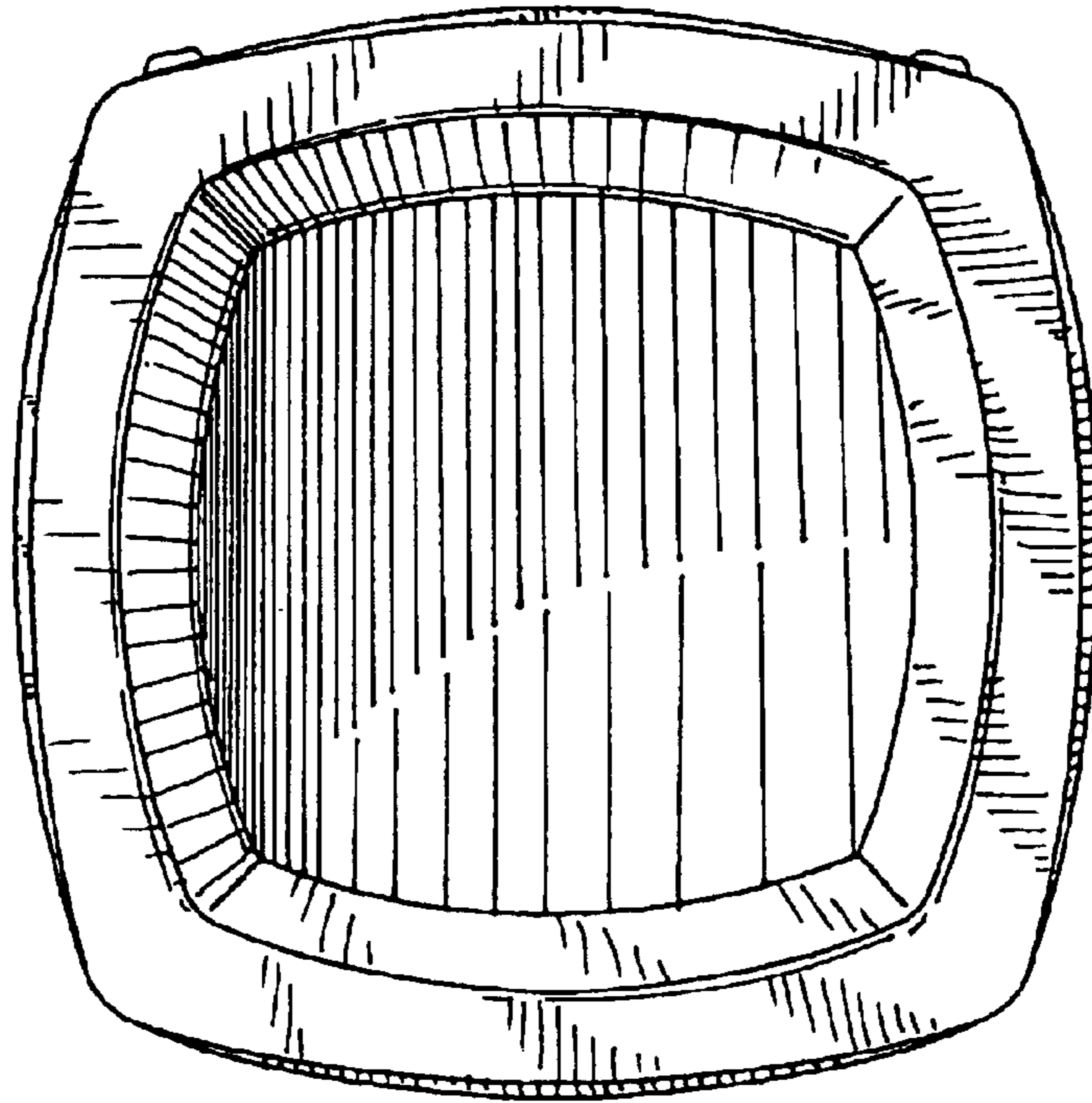


Fig. 6

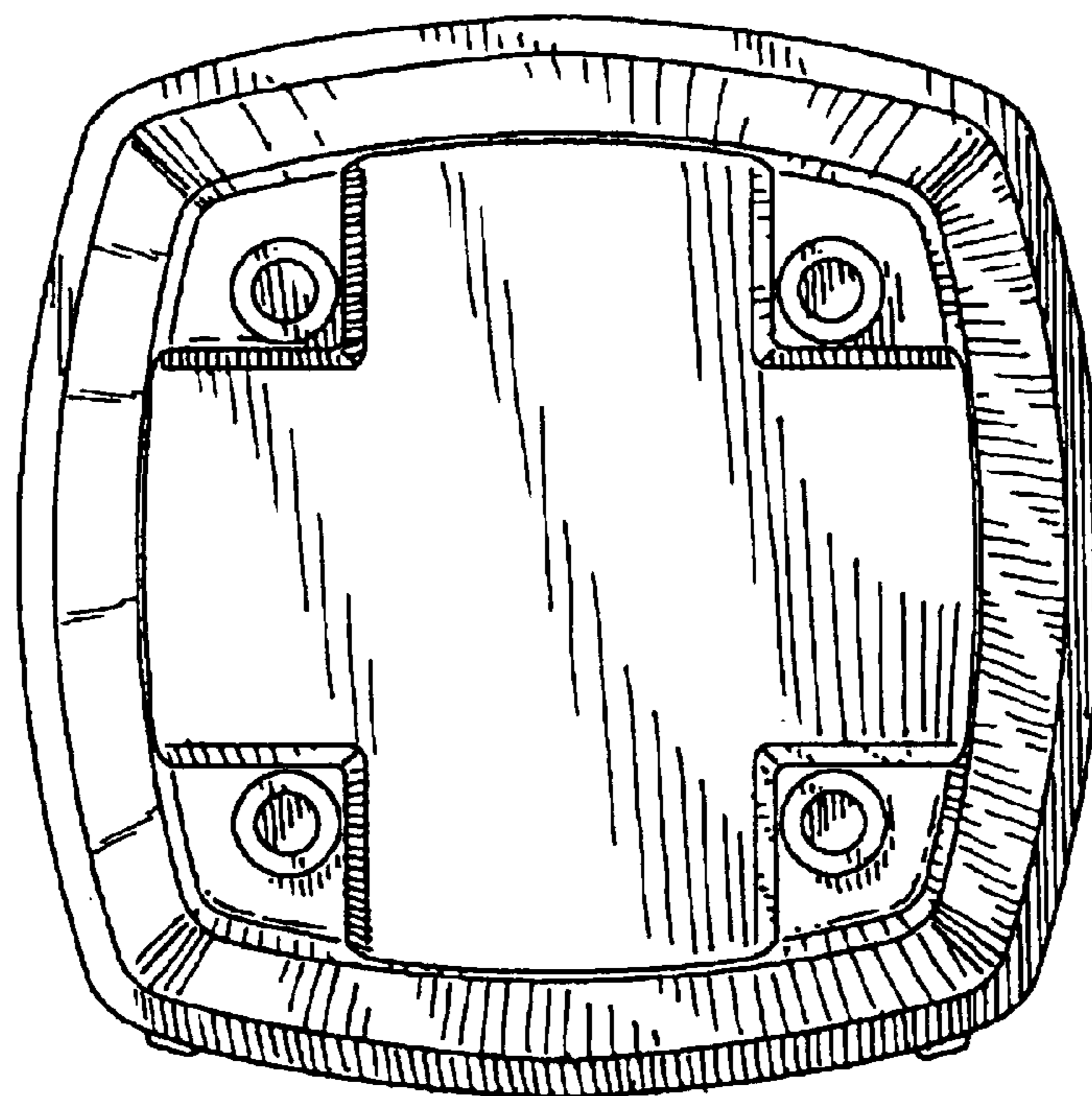


Fig. 7