



US00D510643S

(12) **United States Design Patent**  
**Gray**

(10) **Patent No.:** **US D510,643 S**

(45) **Date of Patent:** **\*\* Oct. 11, 2005**

(54) **RAZOR HANDLE**

(75) **Inventor:** **Michael J. Gray, Duxbury, MA (US)**

(73) **Assignee:** **The Gillette Company, Boston, MA (US)**

(\*\*) **Term:** **14 Years**

(21) **Appl. No.:** **29/215,243**

(22) **Filed:** **Oct. 15, 2004**

**Related U.S. Application Data**

(62) Division of application No. 29/175,185, filed on Jan. 31, 2003, now Pat. No. Des. 500,888.

(51) **LOC (8) Cl.** ..... **28-03**

(52) **U.S. Cl.** ..... **D28/48**

(58) **Field of Search** ..... D28/44-48; 30/34.1, 30/34.2, 34.05, 32, 47, 48, 50, 57, 77, 81, 527, 528, 530, 532-534, 538, 346.57

(56) **References Cited**

**U.S. PATENT DOCUMENTS**

D290,050 S	5/1987	Jacobson
D298,068 S	10/1988	Gilder
D322,689 S	12/1991	Jacobson et al.
D322,690 S	12/1991	Jacobson et al.
D325,689 S	4/1992	Gray
D335,722 S	5/1993	Gray
D377,237 S	1/1997	Brown et al.
5,661,907 A	9/1997	Apprille

D393,929 S	4/1998	Prochaska
D397,830 S	9/1998	Gray
D401,014 S	11/1998	Tseng et al.
D407,530 S	3/1999	Lee
D419,265 S	1/2000	Gray
D422,380 S	4/2000	Tseng et al.
D422,751 S	4/2000	Gray
6,044,542 A	4/2000	Apprille et al.
D428,532 S	7/2000	Prochaska
D436,691 S	1/2001	Kwiecien et al.
6,301,785 B1	10/2001	Kwiecien et al.
D456,563 S	4/2002	Kwiecien et al.
D467,388 S	12/2002	Prochaska et al.
D478,687 S	8/2003	Provost
2001/0023539 A1	9/2001	Kwiecien et al.
2003/0154603 A1	8/2003	Guimont et al.

*Primary Examiner*—Jennifer Rivard

(74) *Attorney, Agent, or Firm*—Donal B. Tobin

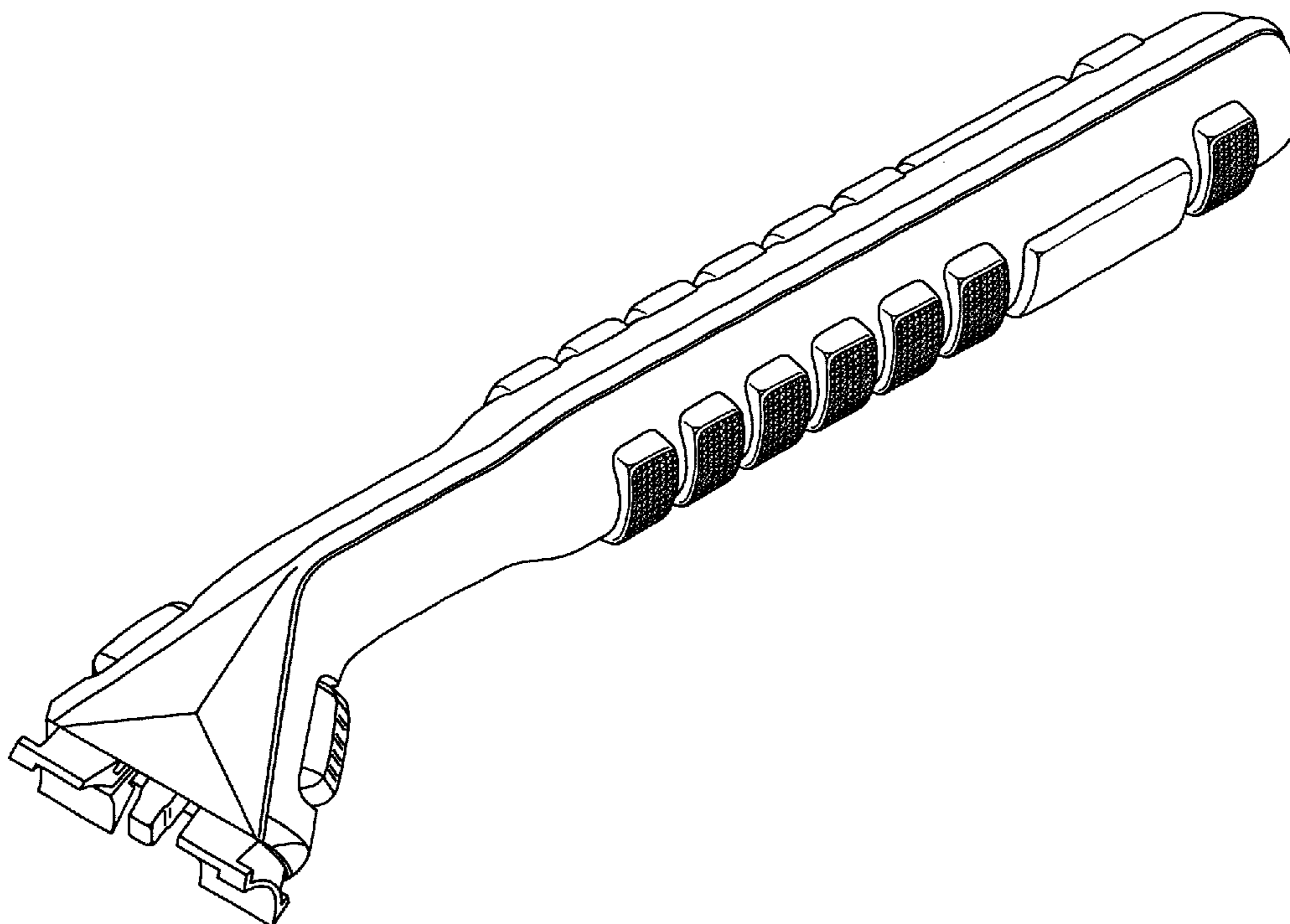
(57) **CLAIM**

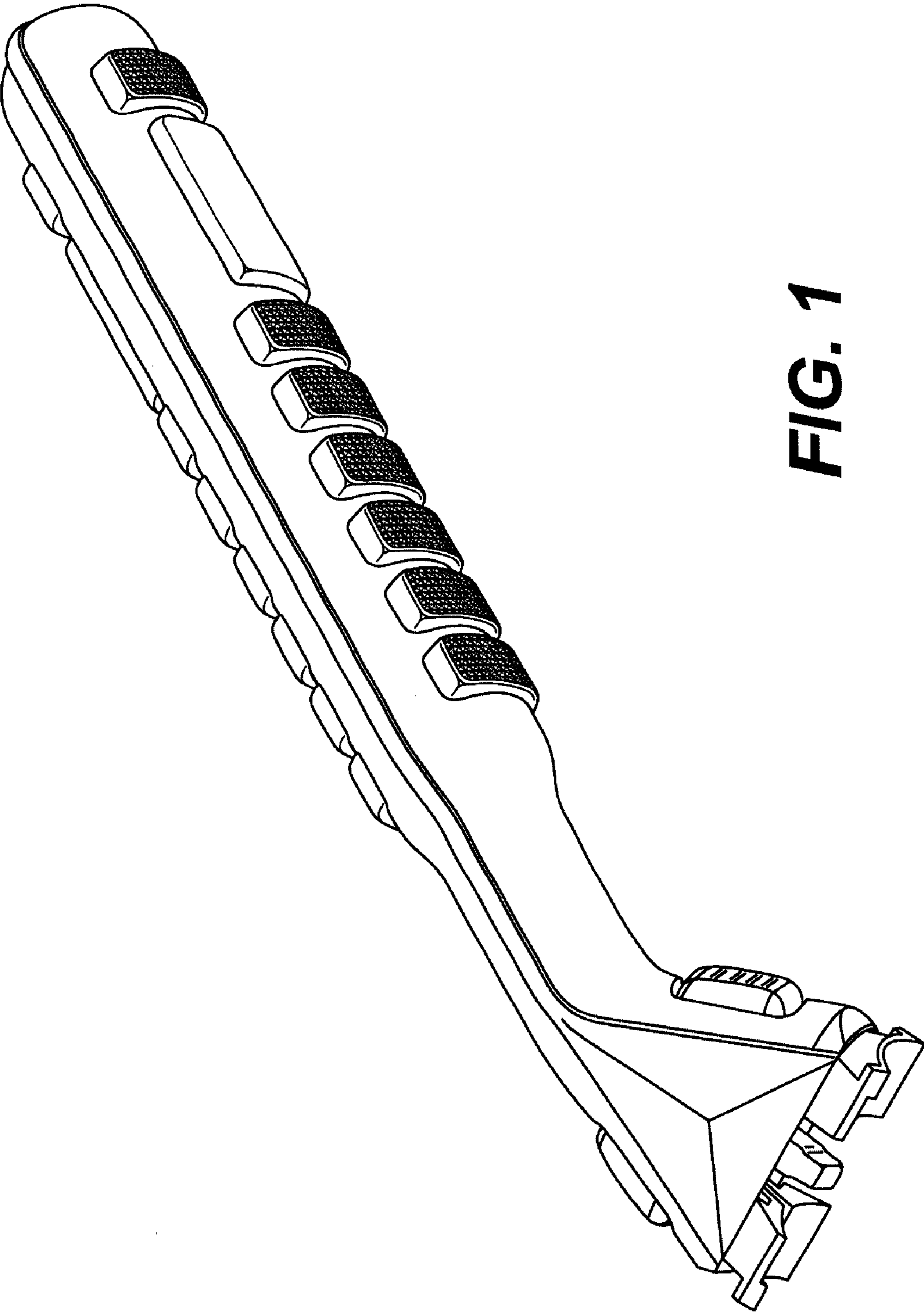
The ornamental design for the razor handle, as shown and described.

**DESCRIPTION**

FIG. 1 is a top perspective taken from the left side of the razor handle of the present invention; FIG. 2 is a top plan view thereof; FIG. 3 is a left side view thereof, the right side view being a mirror image thereof; FIG. 4 is a bottom plan view thereof; FIG. 5 is a front elevational view thereof; and, FIG. 6 is a rear elevational view thereof.

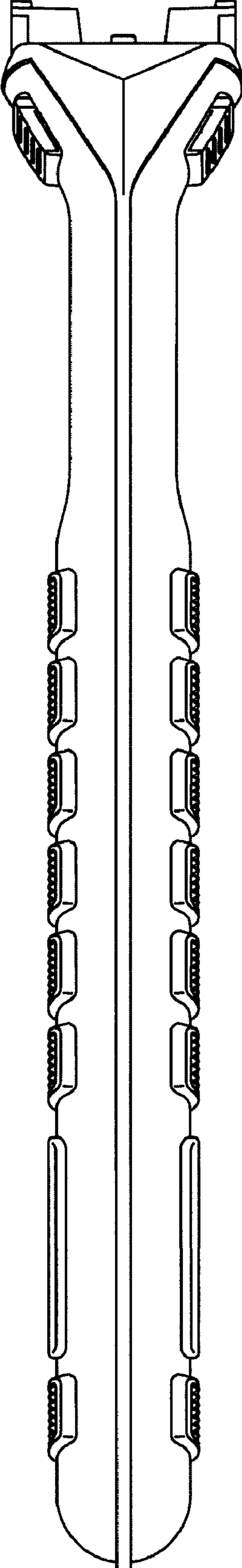
**1 Claim, 5 Drawing Sheets**



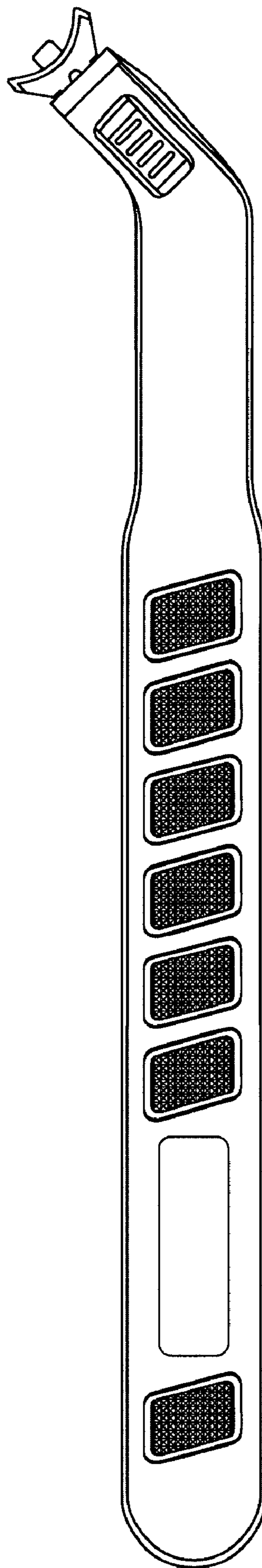


**FIG. 1**

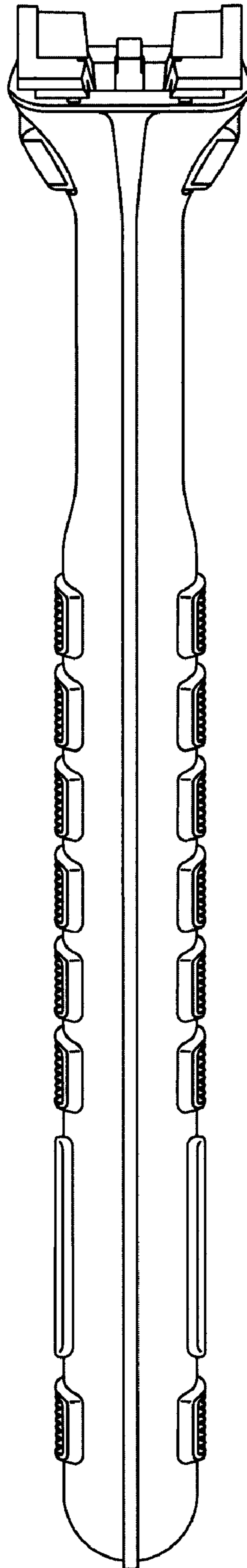
**FIG. 2**



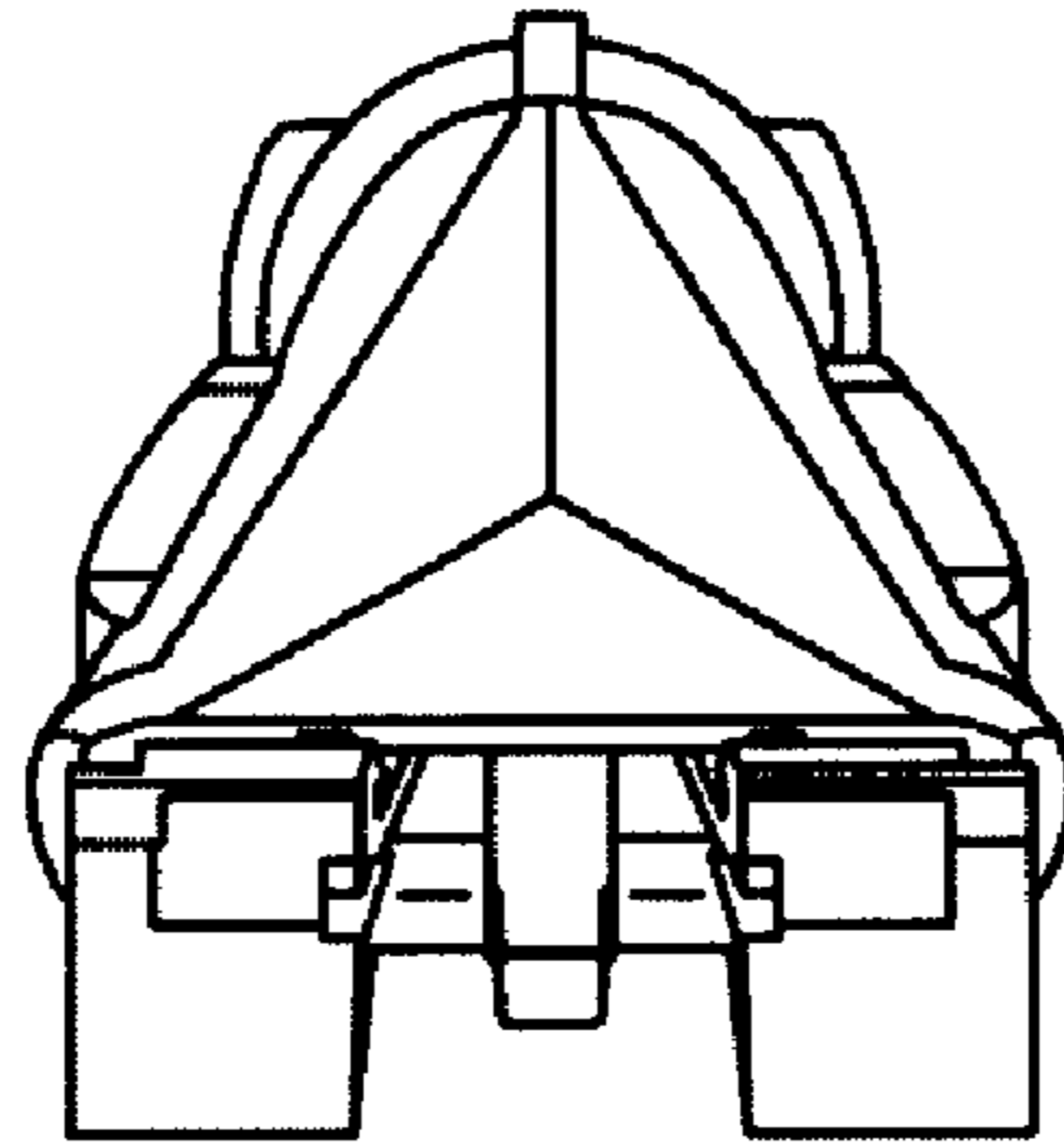
**FIG. 3**



**FIG. 4**



**FIG. 5**



**FIG. 6**

