



US00D510638S

(12) **United States Design Patent** (10) **Patent No.:** **US D510,638 S**  
**Orozco** (45) **Date of Patent:** **\*\* Oct. 11, 2005**

(54) **LIGHT FIXTURE**

(75) Inventor: **Sergio J. Orozco**, West New York, NJ (US)

(73) Assignee: **Quoizel, Inc.**, Goose Creek, SC (US)

(\*\*) Term: **14 Years**

(21) Appl. No.: **29/192,846**

(22) Filed: **Oct. 30, 2003**

(51) **LOC (8) Cl.** ..... **26-03**

(52) **U.S. Cl.** ..... **D26/84; D26/86**

(58) **Field of Search** ..... **D26/72-92; 362/147, 362/404-408**

(56) **References Cited**

**U.S. PATENT DOCUMENTS**

- D64,880 S \* 6/1924 Walker ..... D26/81
- D403,794 S \* 1/1999 Orozco ..... D26/84
- D483,513 S \* 12/2003 Dolan ..... D26/81

**OTHER PUBLICATIONS**

Design House Lighting Catalog, received Aug. 15, 1995; "9 Light Chandelier" #2010PB on p. 15. From Examiner's Catalog Collection -TC2900.\*

Winslet lamp, product Nos. WX 5009IB and WX 5005IB, p. 7, Quoizel catalogue entitled Quoizel Dallas Market, Jun. 2004.

\* cited by examiner

*Primary Examiner*—Clare E Heflin

(74) *Attorney, Agent, or Firm*—Nelson Mullins Riley & Scarborough, LLP

(57) **CLAIM**

The ornamental design of a light fixture, substantially as shown and described.

**DESCRIPTION**

FIG. 1 is a perspective view of a light fixture embodying the design of the present invention.

FIG. 2 is a front side elevational view of the light fixture illustrated in FIG. 1.

FIG. 3 is a back side elevational view of the light fixture illustrated in FIG. 1.



FIG. 4 is a left side elevational view of the light fixture illustrated in FIG. 1, with the right side elevational view being identical thereto.

FIG. 5 is a top view of the light fixture illustrated in FIG. 1; and,

FIG. 6 is a bottom view of the light fixture illustrated in FIG. 1.

The broken lines shown on FIG. 5 in the drawings are for illustrative purposes only and form no part of the claimed design.

**1 Claim, 6 Drawing Sheets**






FIG. 1




FIG. 2

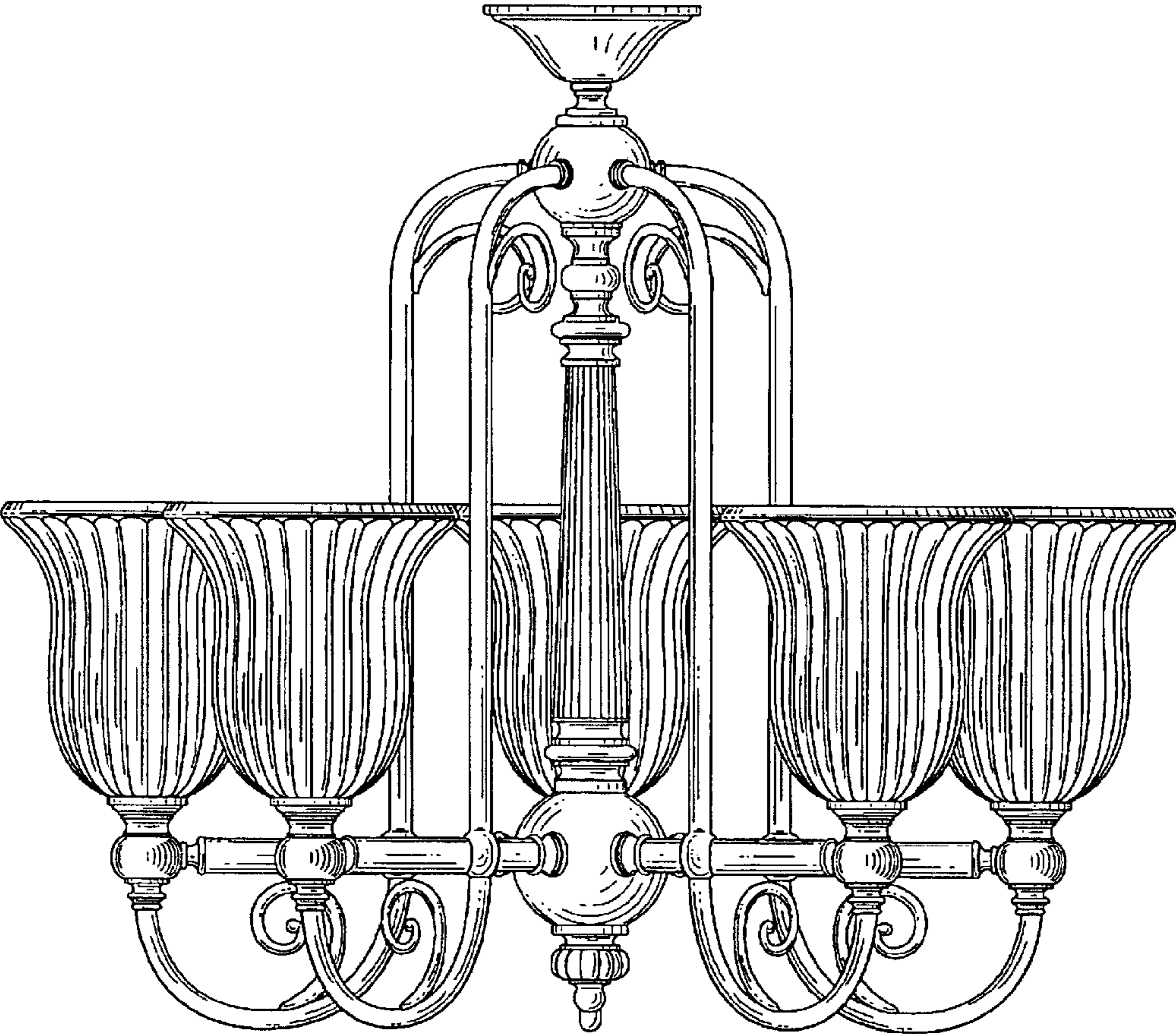


FIG. 3




FIG. 4

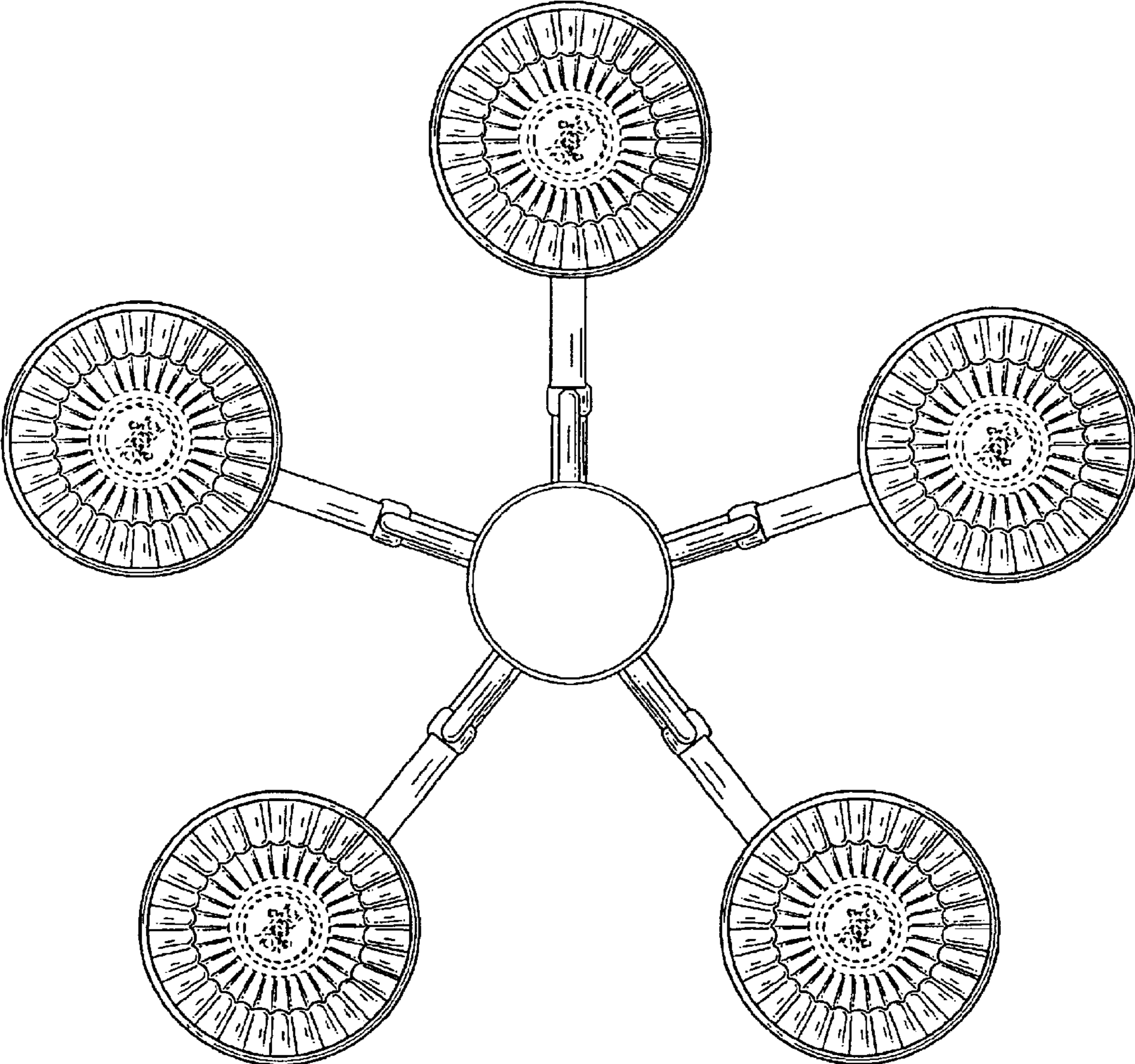


FIG. 5

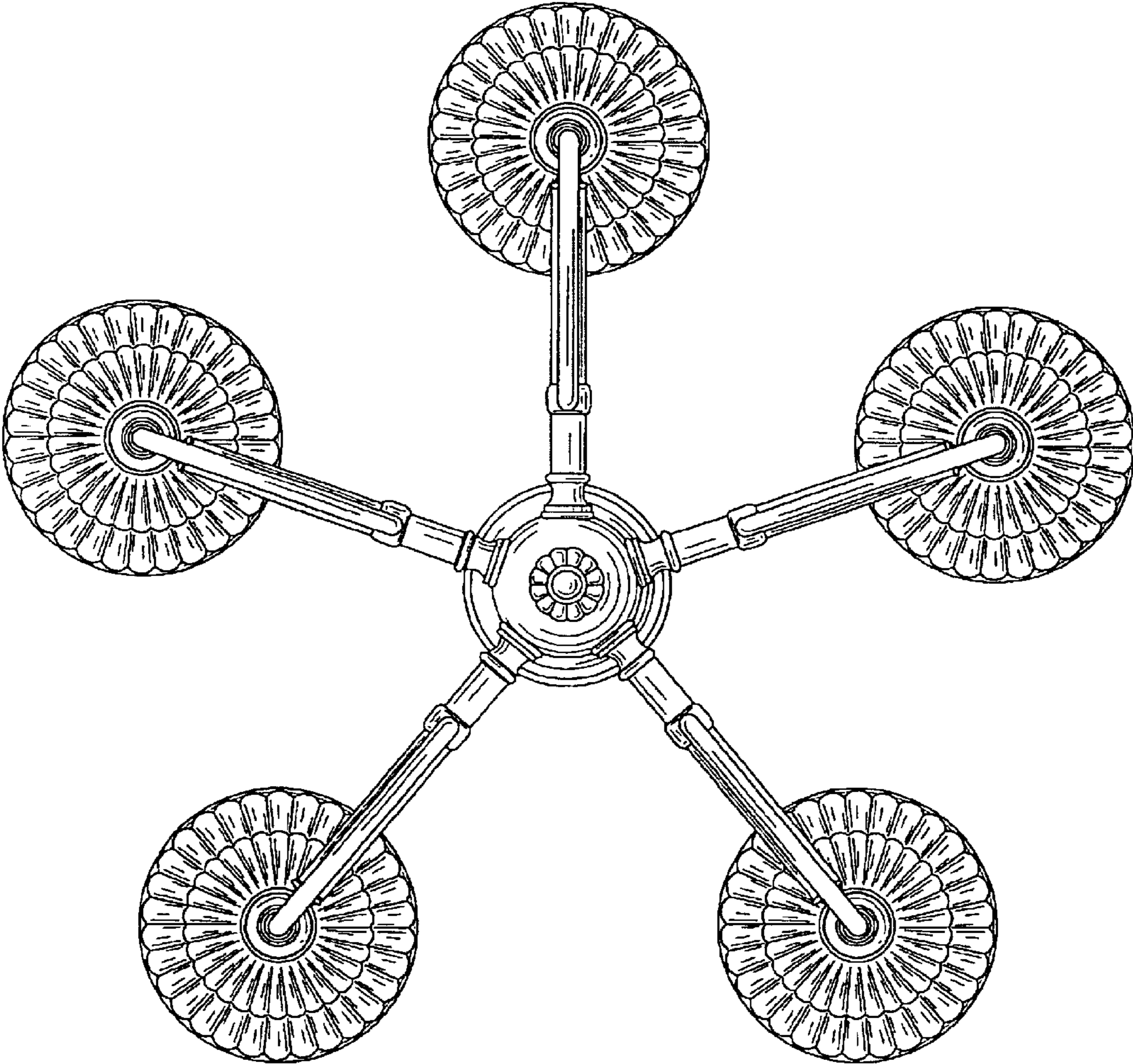


FIG. 6