



US00D510612S

(12) **United States Design Patent**  
**Lammel et al.**

(10) **Patent No.: US D510,612 S**  
(45) **Date of Patent: \*\* Oct. 11, 2005**

(54) **FAUCET**

(75) Inventors: **Michael Lammel**, Aachen (DE);  
**Michael Zeisel**, Aachen (DE)

(73) Assignee: **KWC AG**, Unterkulm (CH)

(\*\*) Term: **14 Years**

(21) Appl. No.: **29/193,750**

(22) Filed: **Nov. 14, 2003**

**Related U.S. Application Data**

(62) Division of application No. 29/170,997, filed on Nov. 15, 2002, now Pat. No. Des. 489,432.

(30) **Foreign Application Priority Data**

May 17, 2002 (WO) ..... DMA/005 725

(51) **LOC (8) Cl.** ..... **23-01**

(52) **U.S. Cl.** ..... **D23/241; D23/242**

(58) **Field of Search** ..... **D23/238-257;**  
**4/675-678; 137/801**

(56) **References Cited**

**U.S. PATENT DOCUMENTS**

- D265,229 S \* 6/1982 Paul ..... D23/242
- D303,565 S \* 9/1989 Paul ..... D23/242
- D347,268 S \* 5/1994 Paul ..... D23/252
- D373,179 S \* 8/1996 Sieger ..... D23/241
- D461,530 S \* 8/2002 Moll ..... D23/242
- D461,540 S \* 8/2002 Gottwald ..... D23/255

- D477,654 S \* 7/2003 Citterio ..... D23/242
- D478,966 S \* 8/2003 Citterio ..... D23/238
- D479,740 S \* 9/2003 Citterio ..... D23/242
- D503,217 S \* 3/2005 Aubry et al. .... D23/255

**OTHER PUBLICATIONS**

U.S. Appl. No. 29/139,750, filed Nov. 14, 2003, Lammel et al.

U.S. Appl. No. 29/193,736, filed Nov. 14, 2003, Lammel et al.

U.S. Appl. No. 29/193,751, filed Nov. 14, 2003, Lammel et al.

\* cited by examiner

*Primary Examiner*—Louis S. Zarfaz

*Assistant Examiner*—Gregory Andoll

(74) *Attorney, Agent, or Firm*—Oblon, Spivak, McClelland, Maier & Neustadt, P.C.

(57) **CLAIM**

The ornamental design for a faucet, as shown and described.

**DESCRIPTION**


FIG. 1 is a top and right front perspective view of a faucet, showing our design;

FIG. 2 is a top and rear view thereof;

FIG. 3 is a right and front side perspective view thereof, the left and front perspective view being a mirror image of the perspective view shown; and,

FIG. 4 is a front elevational view thereof.

**1 Claim, 3 Drawing Sheets**






FIG. 1




FIG. 2




FIG. 3

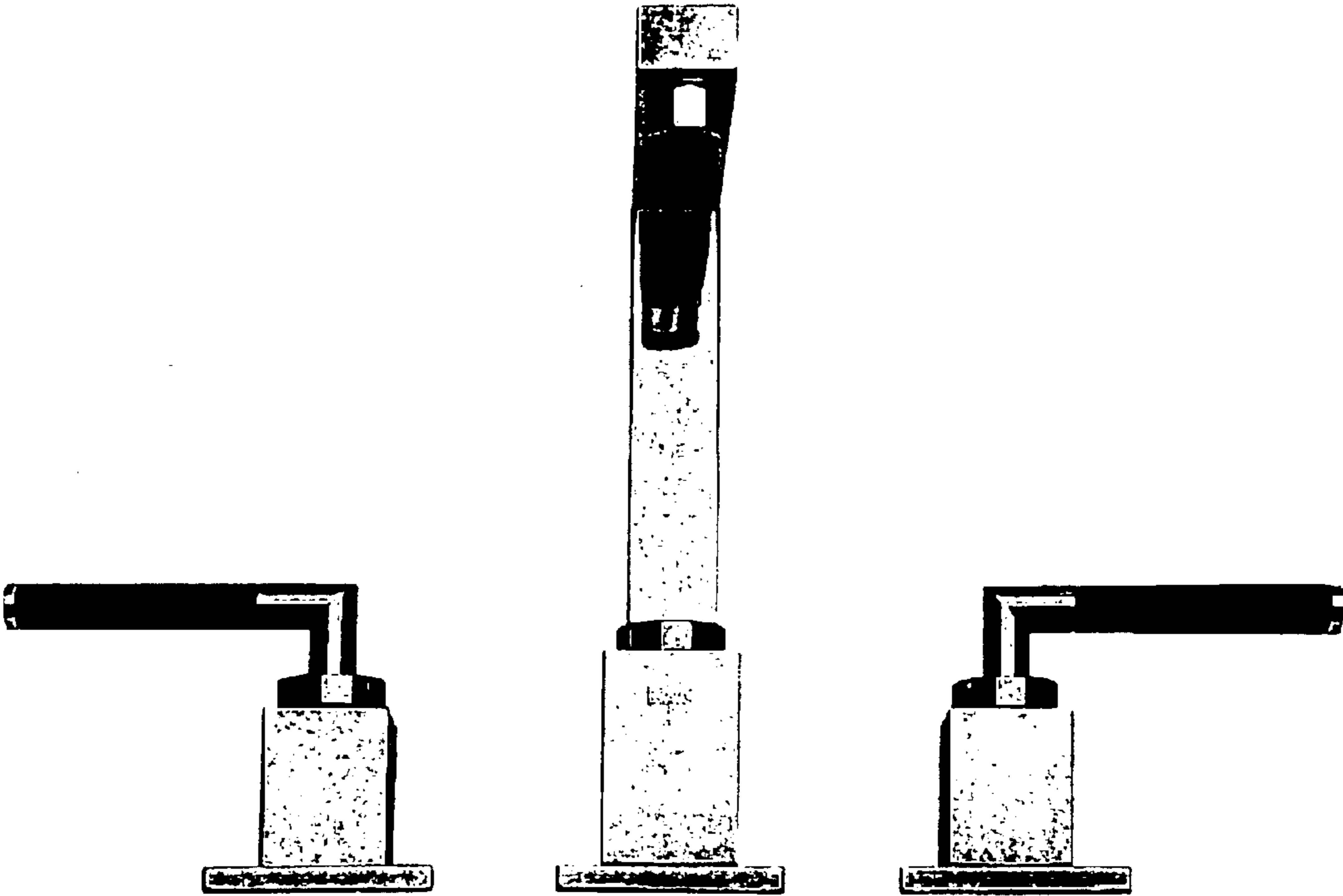


FIG.4