



US00D510604S

(12) **United States Design Patent**
Deveaux, III

(10) **Patent No.:** **US D510,604 S**
(45) **Date of Patent:** **** Oct. 11, 2005**

(54) **BOARD GAME**

(76) **Inventor:** **James Deveaux, III**, P.O. Box F43400,
Freeport (BS)

(**) **Term:** **14 Years**

(21) **Appl. No.:** **29/191,952**

(22) **Filed:** **Oct. 17, 2003**

(51) **LOC (8) Cl.** **21-01**

(52) **U.S. Cl.** **D21/335; D21/349**

(58) **Field of Search** **D21/334-346,**
D21/348-349; 273/236-285

(56) **References Cited**

U.S. PATENT DOCUMENTS

D231,556 S	*	4/1974	Becker	D21/335
D235,154 S	*	5/1975	Sansoni	D21/335
D239,848 S	*	5/1976	Wessborg	D21/341
4,032,152 A	*	6/1977	Schifman	273/258
4,355,812 A	*	10/1982	McCullough	273/248
D281,177 S	*	10/1985	Tilbor	D21/341
D393,286 S	*	4/1998	Hasegawa	D21/335

* cited by examiner

Primary Examiner—Sandra L. Morris

(74) *Attorney, Agent, or Firm*—M. K. Silverman

(57) **CLAIM**

The ornamental design for a board game, as shown and described.

DESCRIPTION

FIG. 1 is a perspective view of the top of my inventive game board;

FIG. 2 is similar to that of FIG. 1 showing the game pieces in phantom during play of the game;

FIG. 3 is similar to that of FIG. 1 showing the location of the game pieces in their storage position;

FIG. 4 is a top perspective view of the inventive game board;

FIG. 5 is a front elevational view in which the rear is a mirror image thereof;

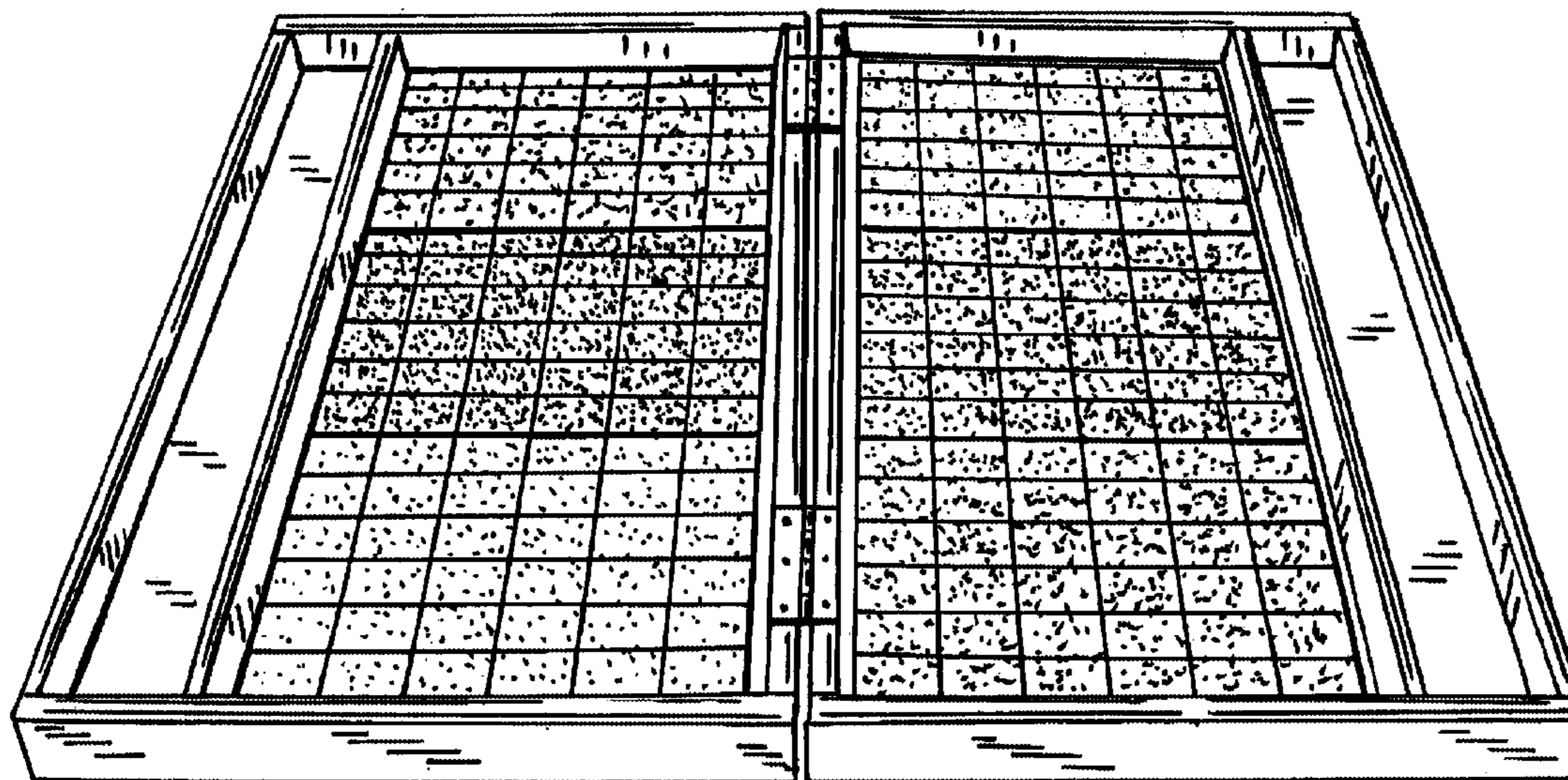
FIG. 6 is a bottom view of the inventive game board;

FIG. 7 is a left side view thereof; and,

FIG. 8 is a right side view thereof.

The broken line showing is for illustrative purposes only, and forms no part of the claimed design.

1 Claim, 5 Drawing Sheets






FIG.1

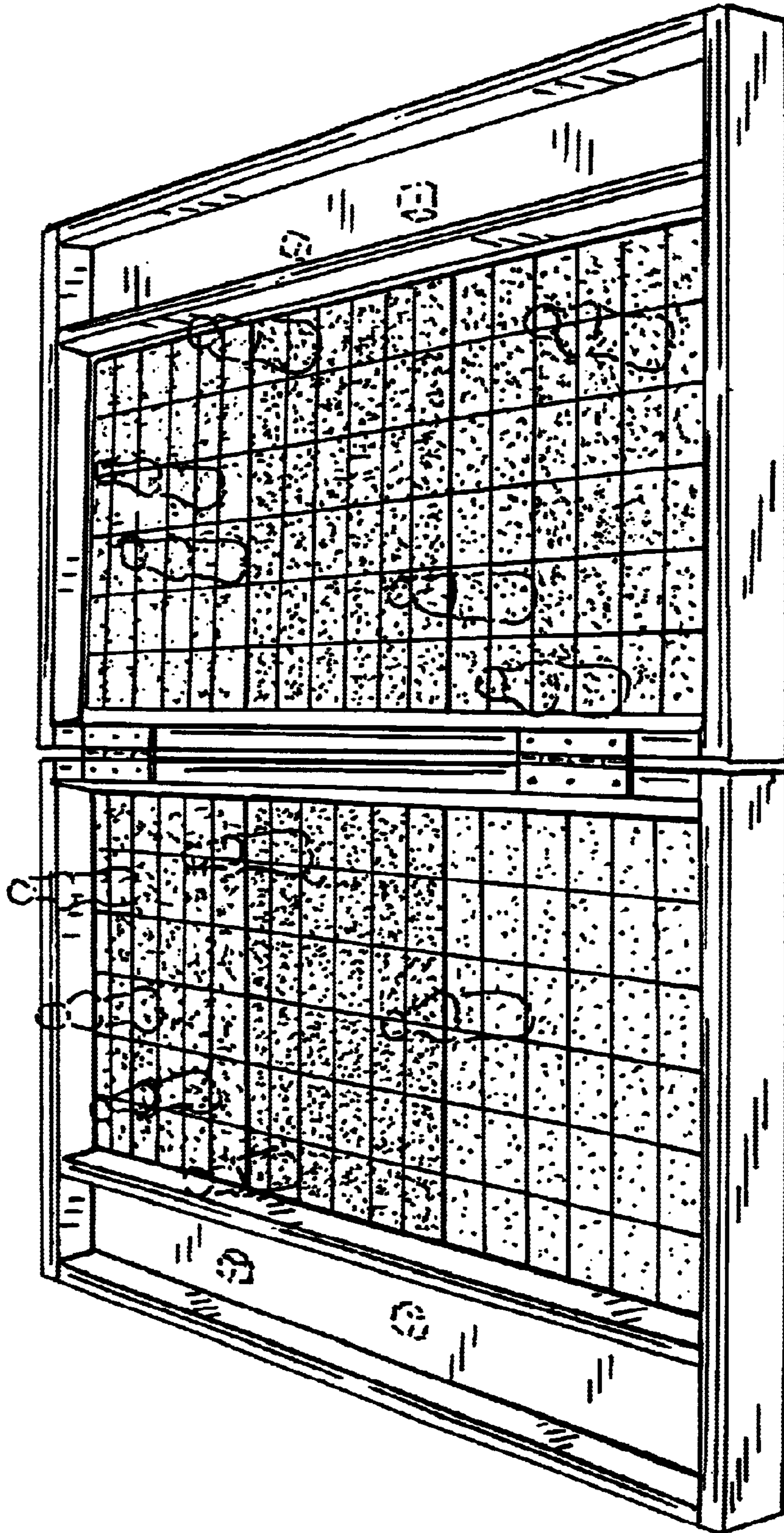


FIG.2




FIG. 3

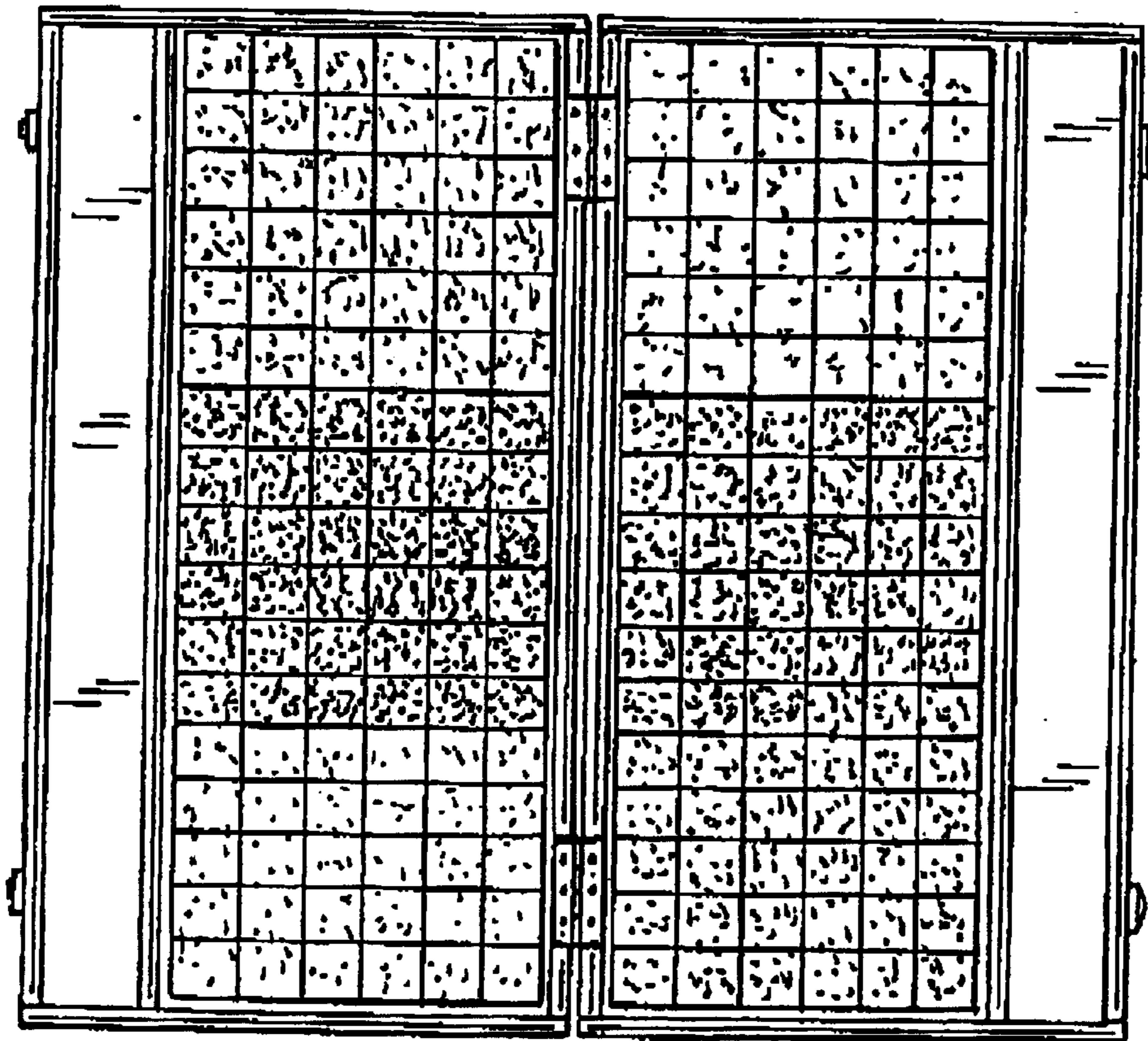


FIG. 4

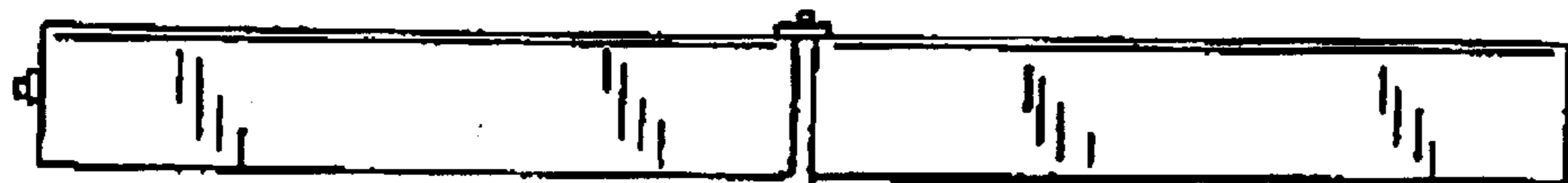


FIG. 5

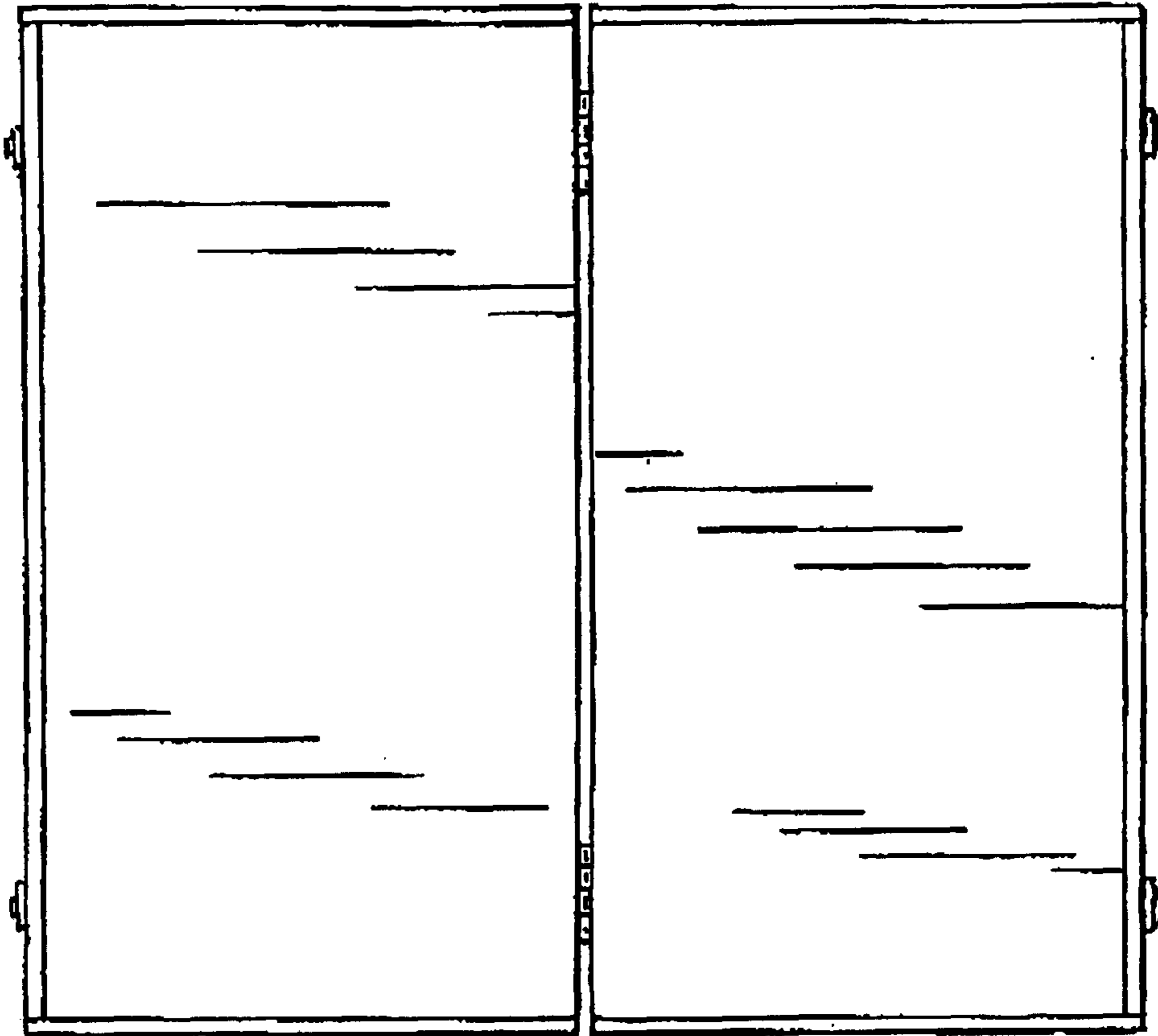


FIG. 6




FIG. 7




FIG. 8