



US00D510599S

(12) **United States Design Patent**
Shibata

(10) **Patent No.:** **US D510,599 S**
(45) **Date of Patent:** **** Oct. 11, 2005**

(54) **CAP FOR WRITING INSTRUMENT**

(75) **Inventor:** **Tomoaki Shibata, Tokyo (JP)**

(73) **Assignee:** **Pentel Kabushiki Kaisha, Tokyo (JP)**

(**) **Term:** **14 Years**

(21) **Appl. No.:** **29/219,889**

(22) **Filed:** **Dec. 23, 2004**

(30) **Foreign Application Priority Data**

Jun. 29, 2004 (JP) 2004-019367

(51) **LOC (8) Cl.** **19-06**

(52) **U.S. Cl.** **D19/57**

(58) **Field of Search** D19/35, 36, 41-51,
D19/53-58, 81-85; 401/98, 202, 213, 243,
244, 245, 246, 247, 262; 24/10 R, 11 R,
11 P, 11 PP, 11 F, 11 M

(56) **References Cited**

U.S. PATENT DOCUMENTS

5,941,650 A * 8/1999 Fukai et al. 401/202
D446,813 S * 8/2001 Yoon D19/43

D455,174 S * 4/2002 Traut et al. D19/43
D472,272 S * 3/2003 Koury et al. D19/57
D472,575 S * 4/2003 Middleton et al. D19/43
D472,580 S * 4/2003 Middleton et al. D19/57
D497,950 S * 11/2004 Takanashi D19/43
D499,139 S * 11/2004 Oka D19/47

* cited by examiner

Primary Examiner—Jeffrey Asch

Assistant Examiner—Elizabeth Albert

(74) *Attorney, Agent, or Firm*—Adams & Wilks

(57) **CLAIM**

The ornamental design for a cap for writing instrument, as shown and described.

DESCRIPTION

FIG. 1 is a perspective view of a cap for writing instrument showing my new design;
FIG. 2 is a front elevational view thereof;
FIG. 3 is a left side elevational view thereof;
FIG. 4 is a rear elevational view thereof;
FIG. 5 is a top plan view thereof; and,
FIG. 6 is a bottom plan view thereof.

1 Claim, 1 Drawing Sheet

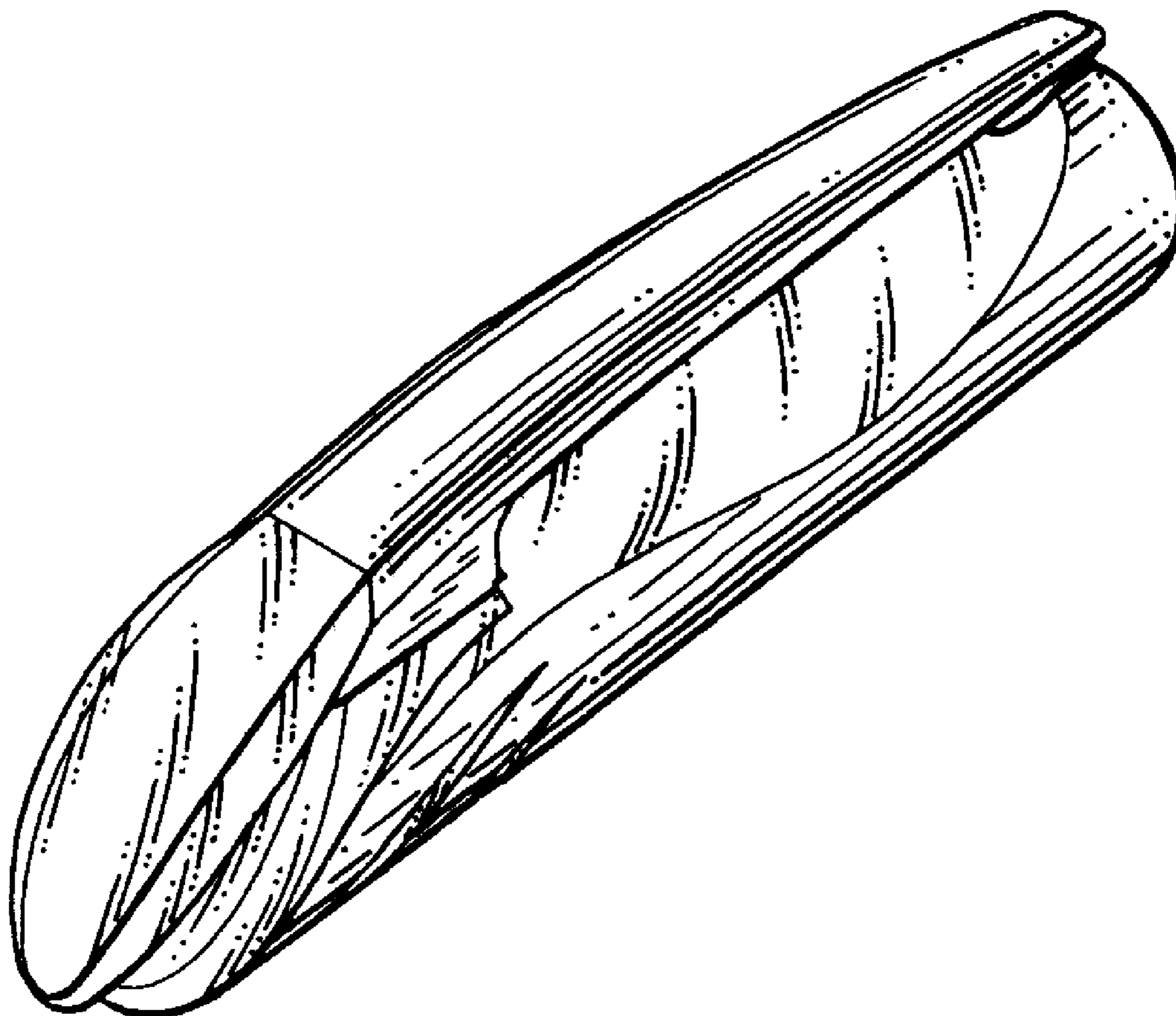


FIG. 1

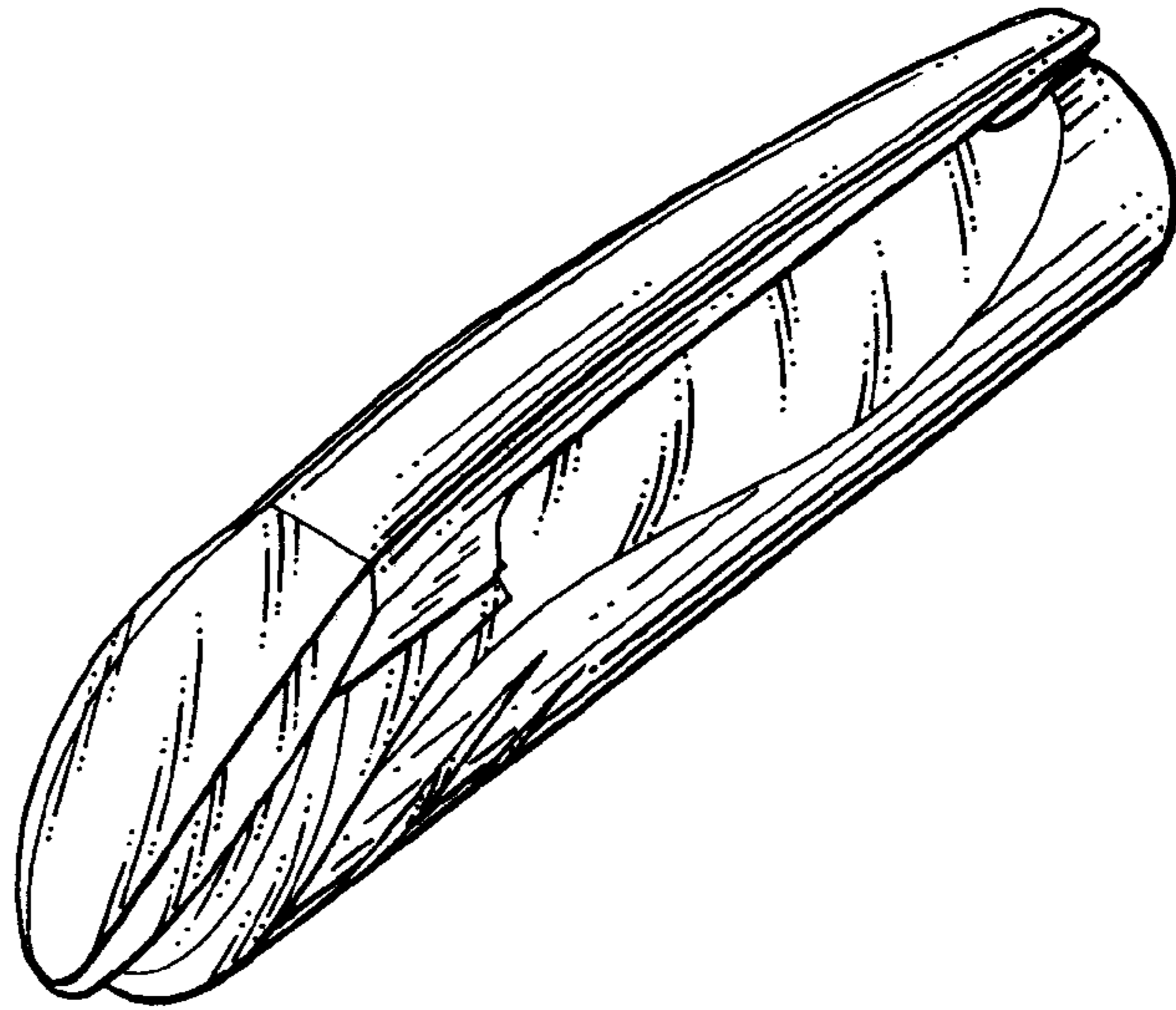


FIG. 2




FIG. 3

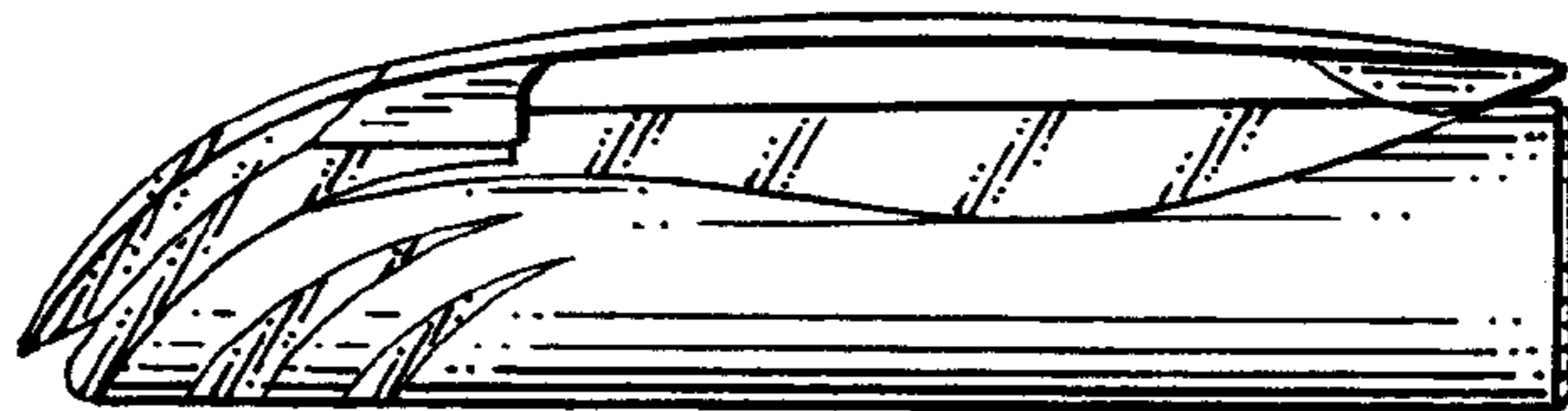


FIG. 4




FIG. 5

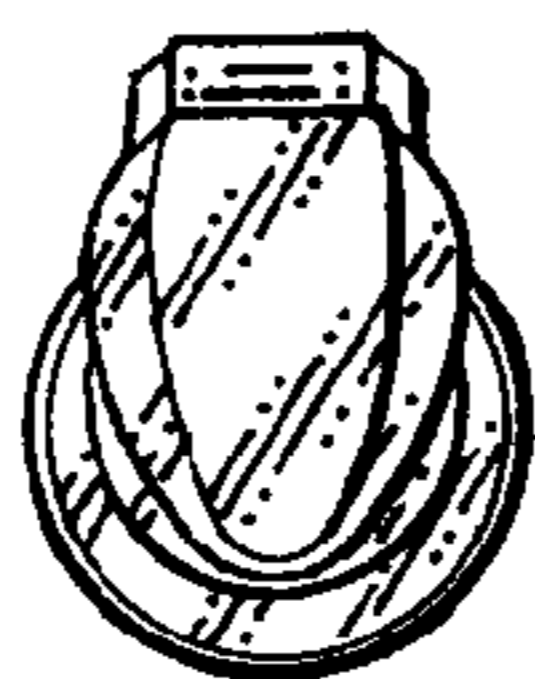


FIG. 6

