

US00D510598S

(12) **United States Design Patent** (10) **Patent No.:** **US D510,598 S**
Qiu (45) **Date of Patent:** **** Oct. 11, 2005**

(54) **PEN**
(75) **Inventor:** **Zhiming Qiu**, Ningbo (CN)
(73) **Assignee:** **Ningbo Beifa Group Co., Ltd.**, Ningbo (CN)
(**) **Term:** **14 Years**
(21) **Appl. No.:** **29/214,130**
(22) **Filed:** **Sep. 28, 2004**
(30) **Foreign Application Priority Data**
Apr. 1, 2004 (CN) 2004300080342
(51) **LOC (8) Cl.** **19-06**
(52) **U.S. Cl.** **D19/43; D19/48; D19/55; D19/56**
(58) **Field of Search** D19/35, 36, 41–51, D19/53–58, 81–85, 75; 401/6, 7, 88, 98, 202, 209, 213, 243–247, 221, 222, 262; 24/10 R, 11 R, 11 P, 11 PP

(56) **References Cited**

U.S. PATENT DOCUMENTS

D253,060 S * 10/1979 Itoh D19/48
D284,773 S * 7/1986 Schwartz et al. D19/48
D339,822 S * 9/1993 Mock et al. D19/48
D404,426 S * 1/1999 Takanashi D19/43

D452,527 S * 12/2001 Maki et al. D19/43
D472,271 S * 3/2003 Middleton et al. D19/57
D484,537 S * 12/2003 Arita et al. D19/43
D489,088 S * 4/2004 Arita et al. D19/43
D497,950 S * 11/2004 Takanashi D19/43

* cited by examiner

Primary Examiner—Martie K. Holtje

(74) *Attorney, Agent, or Firm*—Christensen O'Connor Johnson Kindnes PLLC

(57) **CLAIM**

The ornamental design for a pen, as shown and described.

DESCRIPTION

FIG. 1 is a front left view of a pen including a cap and barrel showing my new design;

FIG. 2 is a front right view of the pen shown in FIG. 1, with the cap removed and placed on the opposite end of the barrel;

FIG. 3 is a front right view of the pen as shown in FIG. 2 with the cap lifted from the barrel;

FIG. 4 is a top plan view of the pen shown in FIG. 1;

FIG. 5 is a bottom plan view thereof;

FIG. 6 is a left side view thereof;

FIG. 7 is a front view thereof;

FIG. 8 is a right side view thereof; and,

FIG. 9 is a rear view thereof.

1 Claim, 4 Drawing Sheets



Fig. 1.

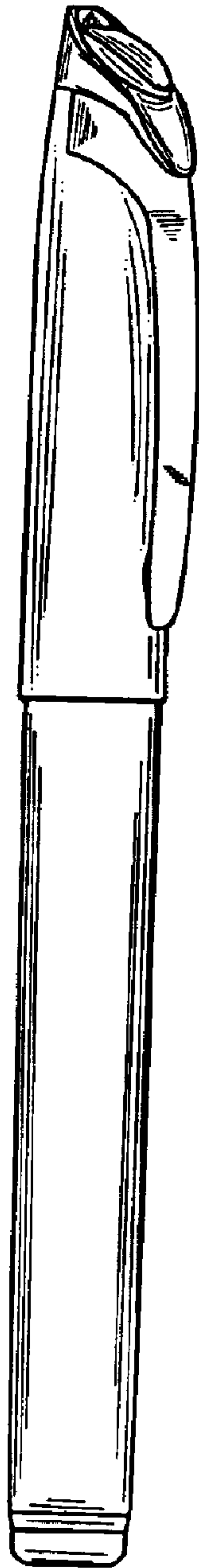


Fig. 2.



Fig.3.

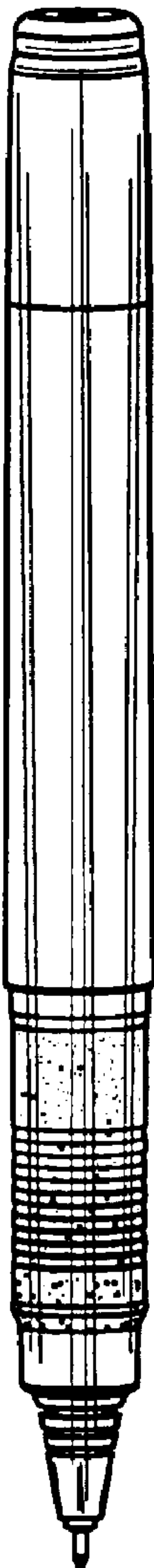


Fig.4.

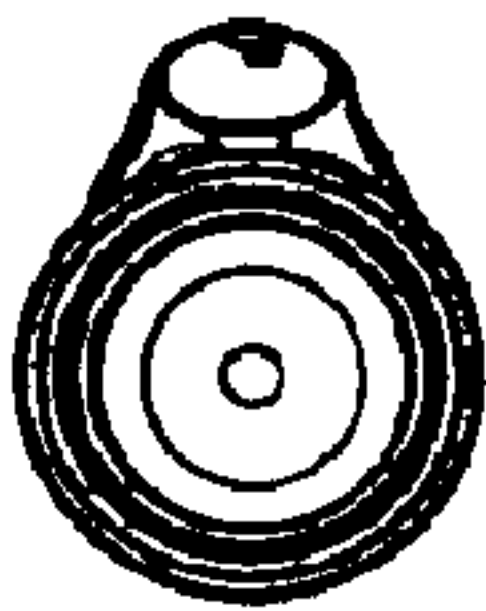


Fig.5.

Fig. 6.

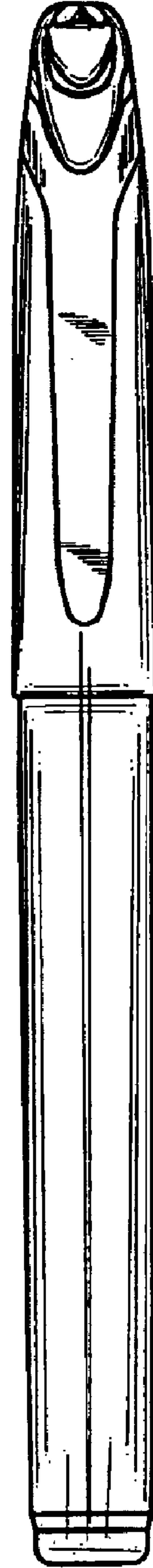
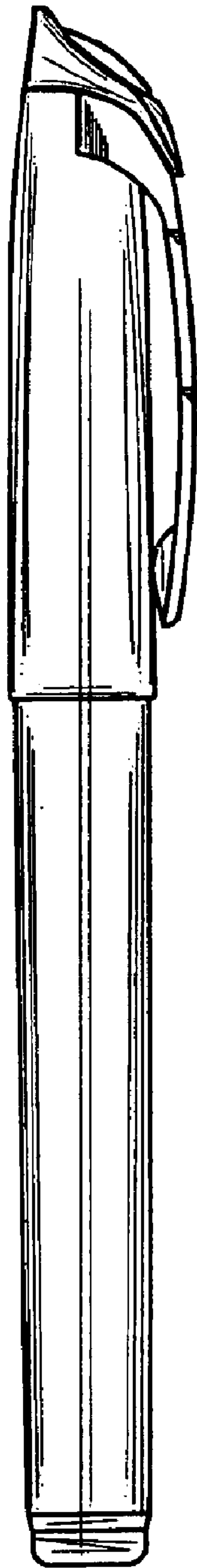


Fig. 7.




Fig. 8.




Fig. 9.