



US00D510596S

(12) **United States Design Patent** (10) **Patent No.:** **US D510,596 S**
Ong (45) **Date of Patent:** **** Oct. 11, 2005**

(54) **WINDOW BINDER**

(76) Inventor: **Bon S. Ong**, Box 4247, Torrance, CA (US) 90510

(**) Term: **14 Years**

(21) Appl. No.: **29/200,337**

(22) Filed: **Feb. 27, 2004**

(51) **LOC (8) Cl.** **19-04**

(52) **U.S. Cl.** **D19/26**

(58) **Field of Search** D3/303; D19/26, D19/27, 28, 29, 30, 31, 32, 33; 281/3.1, 15.1, 21.1, 22, 29, 30, 31, 32, 35, 37, 45, 51; 283/42, 52.1, 63.1, 64; 402/4, 73

(56) **References Cited**

U.S. PATENT DOCUMENTS

D299,932 S	*	2/1989	Beleckis	D19/26
4,934,739 A	*	6/1990	Stancato	281/38
D312,277 S	*	11/1990	Moor	D19/27
D325,393 S	*	4/1992	Schertz et al.	D19/26
5,542,708 A	*	8/1996	Primlani	281/21.1
D374,037 S	*	9/1996	Wyant et al.	D19/26
5,762,375 A	*	6/1998	Kogutt et al.	281/37
D400,578 S	*	11/1998	Takemura	D19/26
5,857,797 A	*	1/1999	Streff et al.	402/4
5,876,143 A		3/1999	Ong		
D413,922 S	*	9/1999	Thomas	D19/26
5,975,578 A	*	11/1999	Mayer	281/37
6,213,516 B1		4/2001	Ong		
6,267,413 B1		7/2001	Tran		
6,368,005 B1	*	4/2002	Streff et al.	402/3
6,478,336 B2		11/2002	Tran		
6,663,311 B1		12/2003	Ong		
6,764,242 B1	*	7/2004	Karten et al.	402/73

OTHER PUBLICATIONS

Avery Framed Presentation Binders, Viking Office Products Discount Buyers Guide, Feb. 10, 2004, p. 256.

WilsonJones Extended Cover View Binders, Viking Office Products Discount Buyers Guide, Feb. 10, 2004, p. 256.

WilsonJones Round-Ring View Binders, Viking Office Products, Discount Buyers Guide, Feb. 10, 2004, p. 257.

Cardinal Xtralife ClearView D-Ring Binders, Viking Office Products Discount Buyers Guide, Feb. 10, 2004, p. 258.

Avery See-Thru Presentation Binder, Viking Office Products Discount Buyers Guide, Feb. 10, 2004, p. 260.

Avery Flexi-View Binders, Viking Office Products Discount Buyers Guide Feb. 10, 2004, p. 260.

* cited by examiner

Primary Examiner—Jeffrey Asch

Assistant Examiner—Elizabeth Albert

(74) *Attorney, Agent, or Firm*—Charles H. Thomas

(57) **CLAIM**

I claim the ornamental design for a window binder, as shown and described.

DESCRIPTION

FIG. 1 is a perspective view of a window binder shown in a partially opened condition and illustrating my new design. The bands on the rim of the binder represent the visual appearance of the texture of the trim material that extends about the rim.

FIG. 2 is a front elevational view thereof shown with the window binder in a closed condition;

FIG. 3 is a top plan view thereof;

FIG. 4 is bottom plan view thereof;

FIG. 5 is a left-side elevational view thereof;

FIG. 6 is a right-side elevational view thereof;

FIG. 7 is a rear elevational view thereof;

FIG. 8 is a plan view thereof showing the outside surfaces of both the front and the back of the window binder in an open condition; and,

FIG. 9 is an opposite plan view thereof showing both the inside of the front and back of the window binder in an open condition.

1 Claim, 5 Drawing Sheets

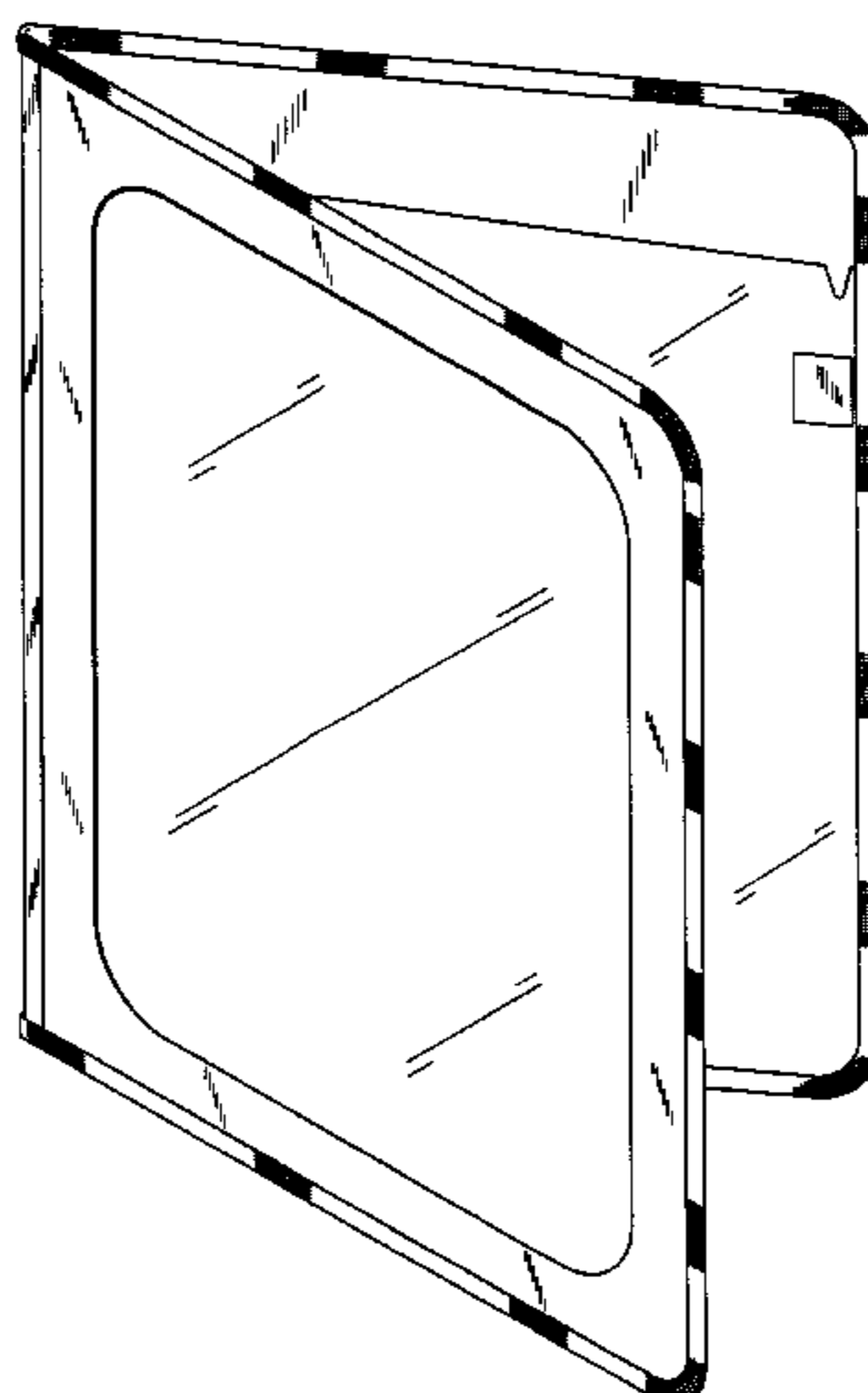


FIG. 1

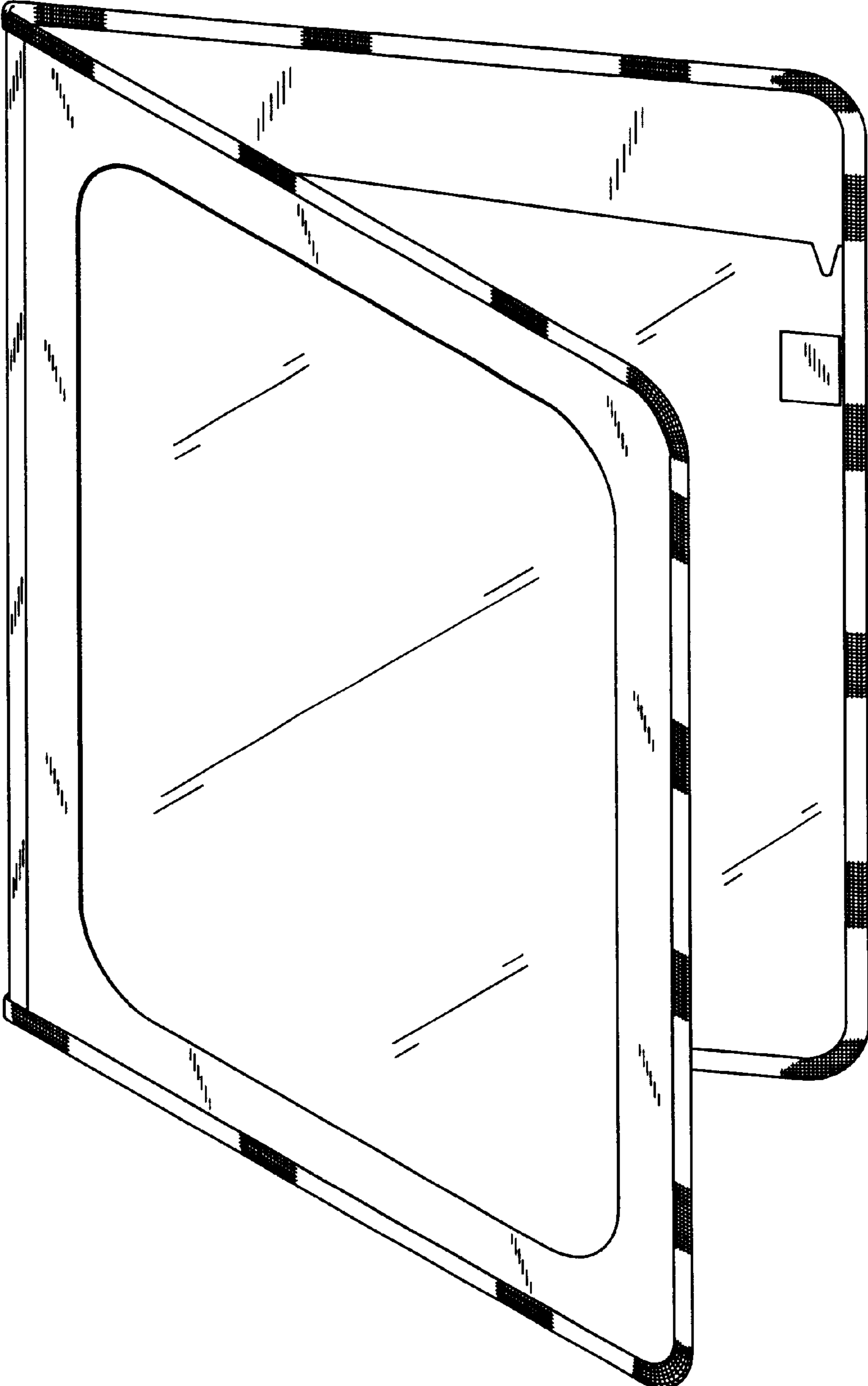


FIG. 3

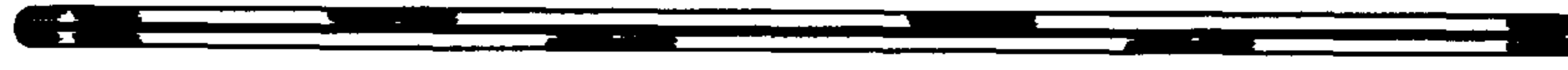


FIG. 2

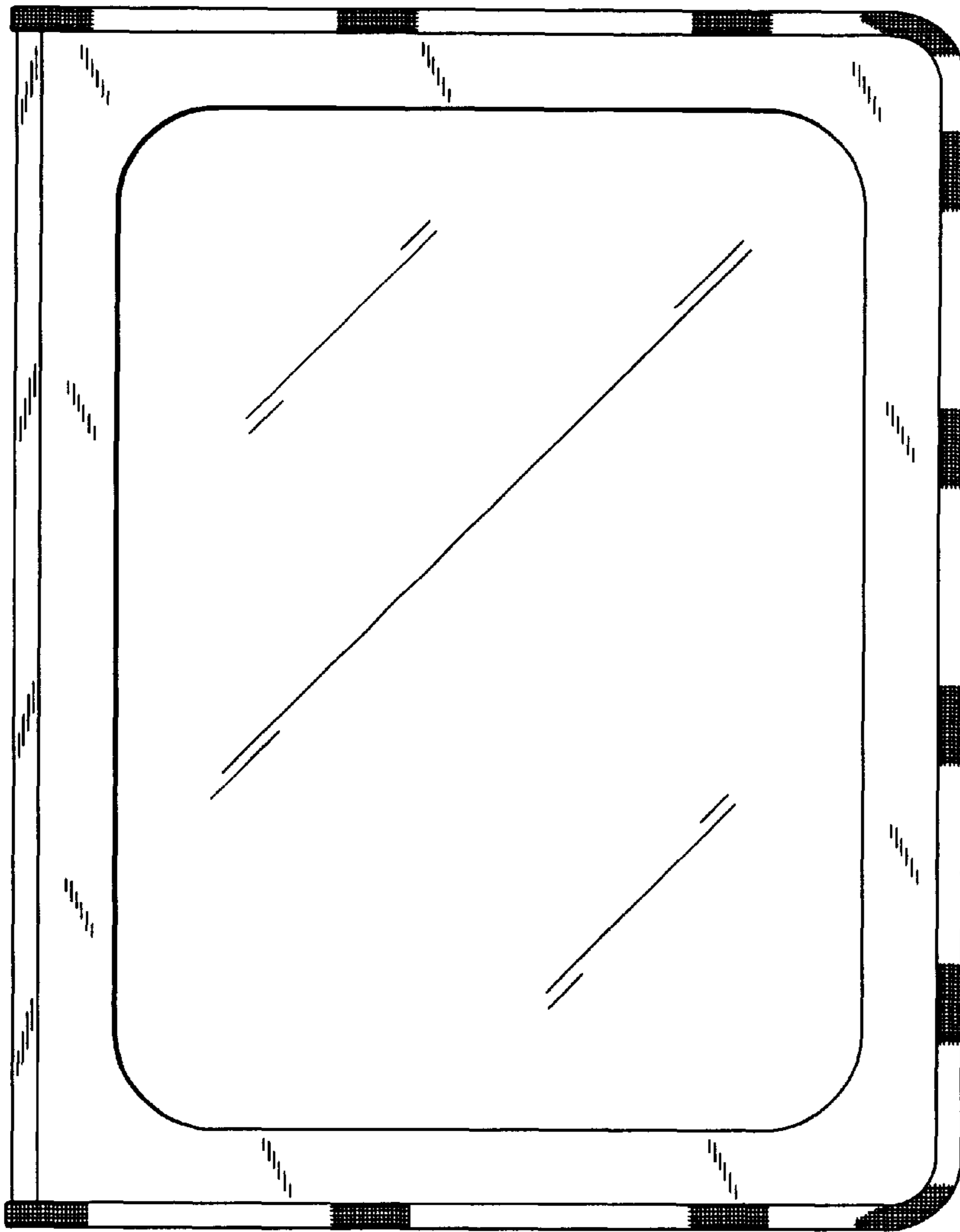


FIG. 4

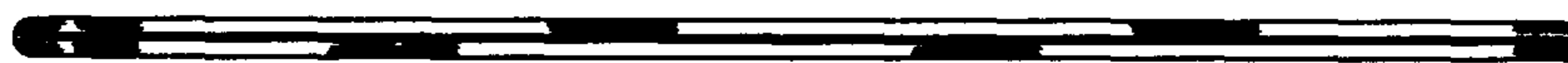


FIG. 7

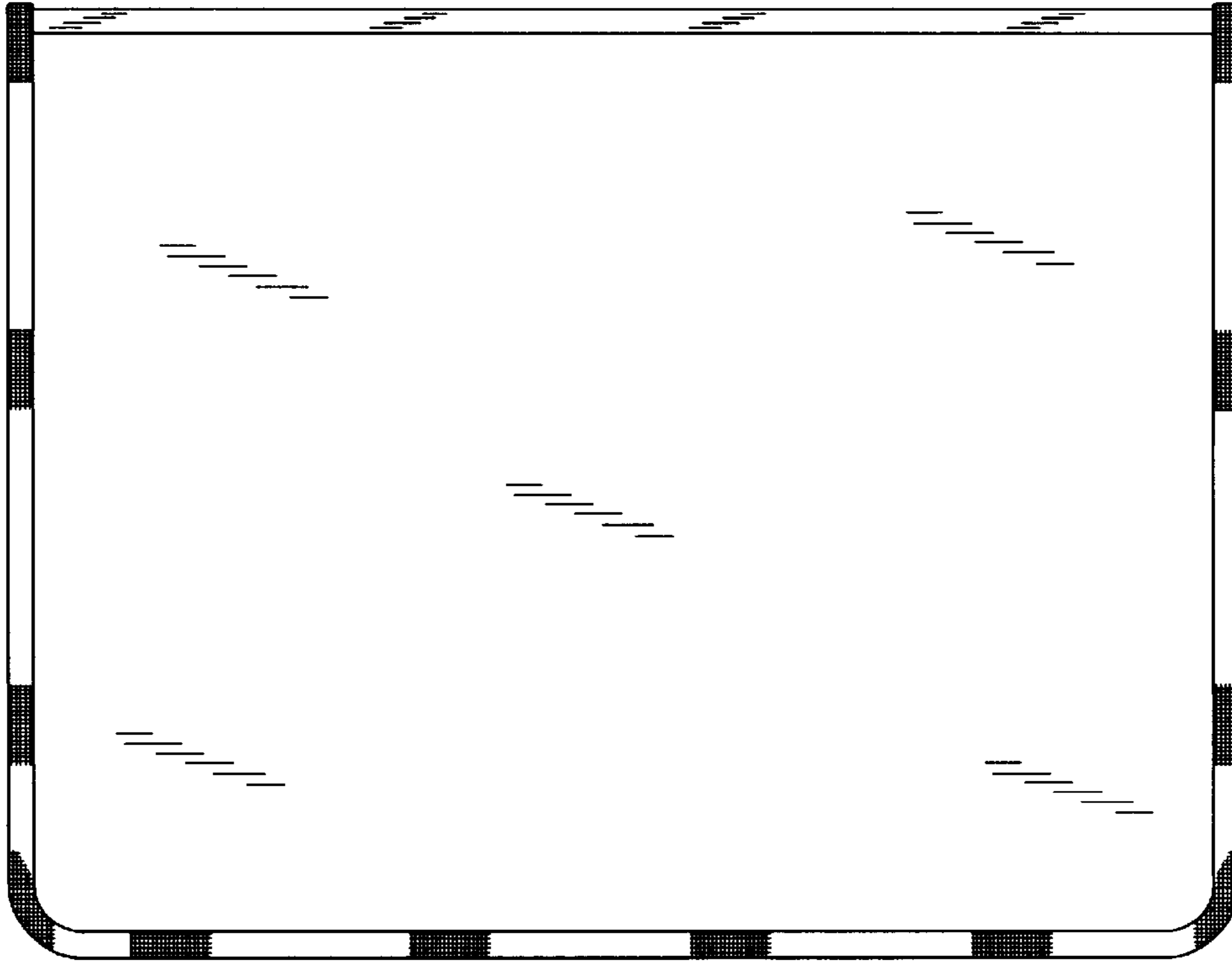


FIG. 6




FIG. 5

FIG. 8

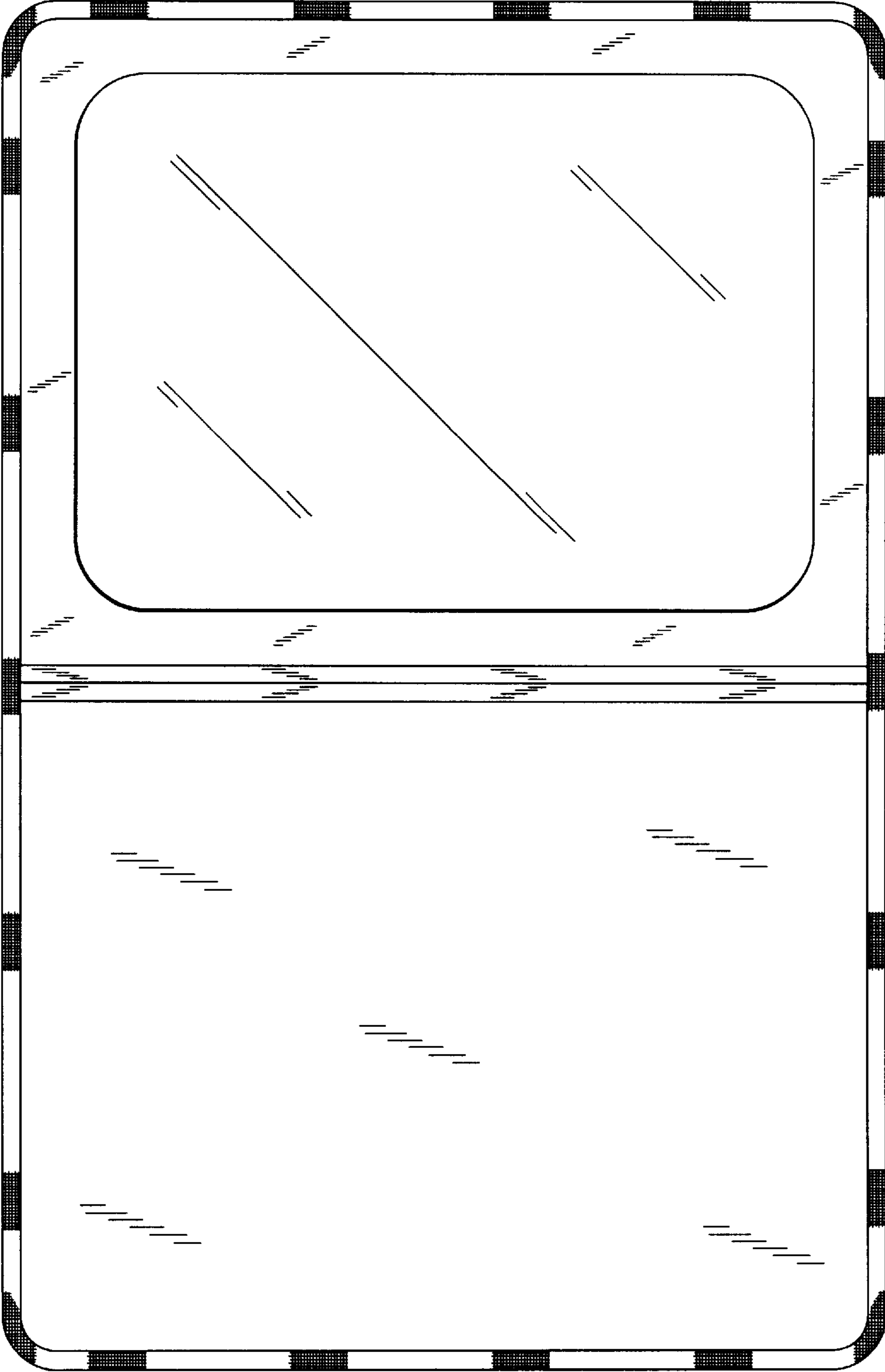


FIG. 9

