



US00D510584S

(12) **United States Design Patent** (10) **Patent No.:** **US D510,584 S**
Tierney (45) **Date of Patent:** **** Oct. 11, 2005**

(54) **PORTABLE DIGITAL MULTIMEDIA JUKEBOX**

(75) Inventor: **Kelly Jo Tierney**, Carrboro, NC (US)

(73) Assignee: **International Business Machines Corporation**, Armonk, NY (US)

(**) Term: **14 Years**

(21) Appl. No.: **29/213,255**

(22) Filed: **Sep. 15, 2004**

(51) **LOC (8) Cl.** **14-03**

(52) **U.S. Cl.** **D14/496**

(58) **Field of Search** D14/496, 400, D14/401, 435, 474, 453, 217, 160, 168, 188; D21/332, 333; 273/148 B; 463/43-47; 369/2, 24, 25, 75.1, 75.2, 77.1, 77.2; 370/342-344; 455/344, 347

(56) **References Cited**

U.S. PATENT DOCUMENTS

D357,201 S	*	4/1995	Novack	D10/104
D430,169 S	*	8/2000	Scibora	D14/496
6,122,526 A	*	9/2000	Parulski et al.	455/556.1
6,314,483 B1	*	11/2001	Goto et al.	710/107
6,529,714 B1	*	3/2003	Nakamura et al.	455/575.1
D483,281 S	*	12/2003	Cobigo	D10/104
D496,944 S	*	10/2004	Huang	D14/496

* cited by examiner

Primary Examiner—Prabhakar Deshmukh

(74) *Attorney, Agent, or Firm*—James R. Nock


(57) **CLAIM**

The ornamental design for portable digital multimedia jukebox, as shown and described.

DESCRIPTION

FIG. 1 is a front perspective view of a portable digital multimedia jukebox when closed, showing my new design; FIG. 2 is a front view of the portable digital multimedia jukebox when closed; FIG. 3 is a left view of the portable digital multimedia jukebox when closed; FIG. 4 is a right view of the portable digital multimedia jukebox when closed; FIG. 5 is a top view of the portable digital multimedia jukebox when closed; FIG. 6 is a bottom view of the portable digital multimedia jukebox when closed; FIG. 7 is a back view of the portable digital multimedia jukebox when closed; FIG. 8 is a front view of the portable digital multimedia jukebox when open; FIG. 9 is a top view of the portable digital multimedia jukebox when open; FIG. 10 is a bottom view of the portable digital multimedia jukebox when open; FIG. 11 is a back view of the portable digital multimedia jukebox when open; and, FIG. 12 is a right view of the portable digital multimedia jukebox with the integrated stand deployed.

1 Claim, 12 Drawing Sheets






Fig. 1

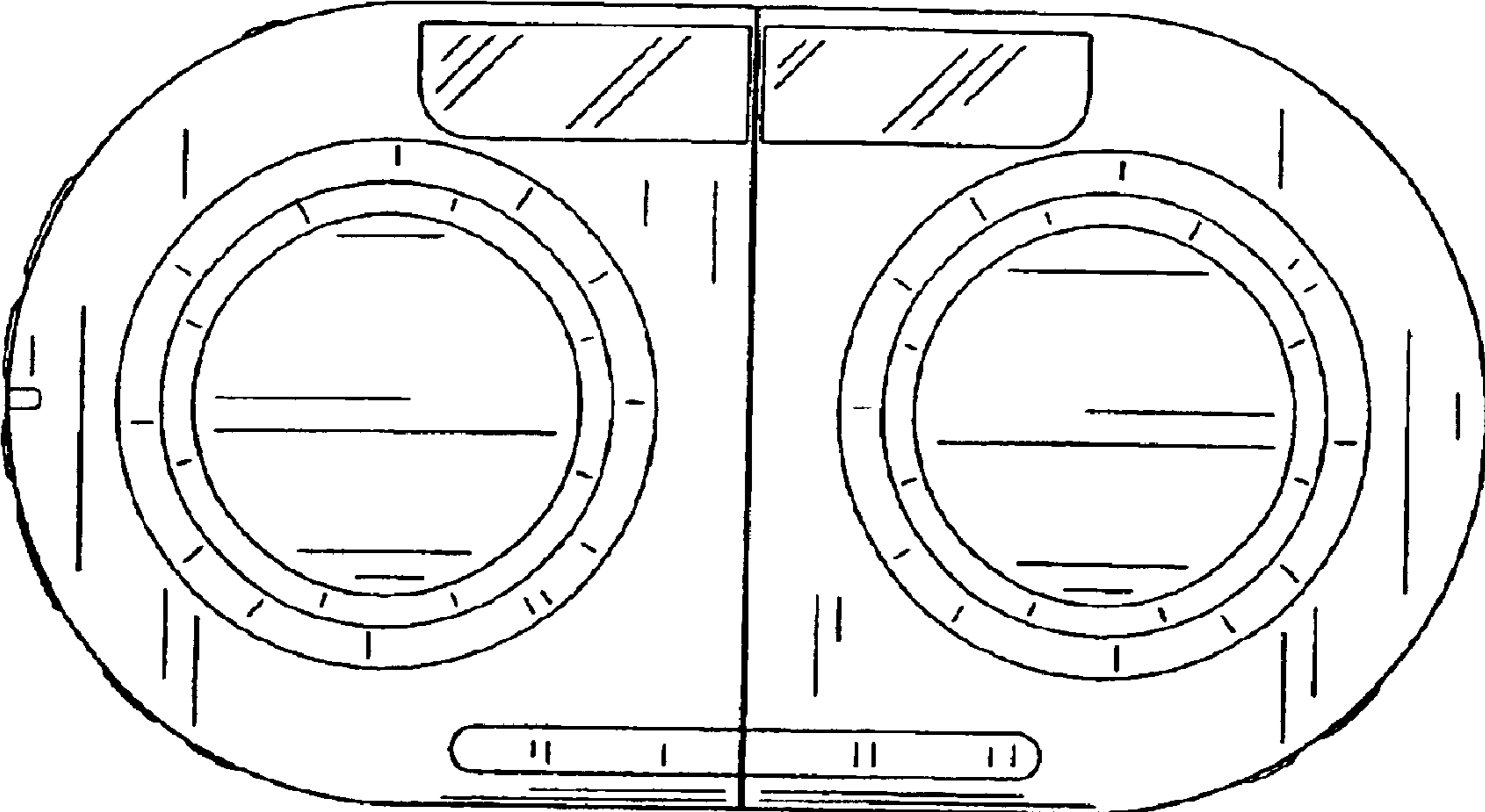


Fig. 2

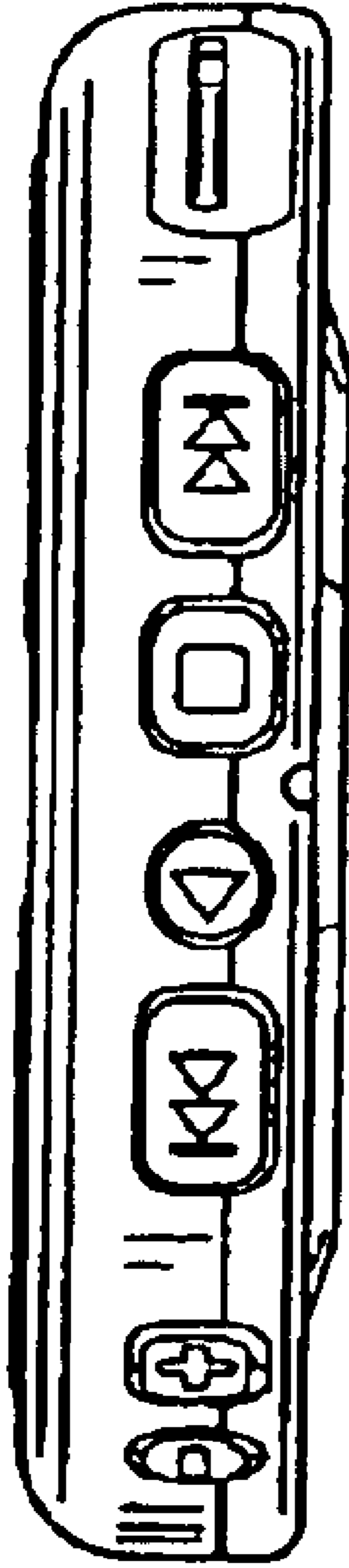


Fig. 3

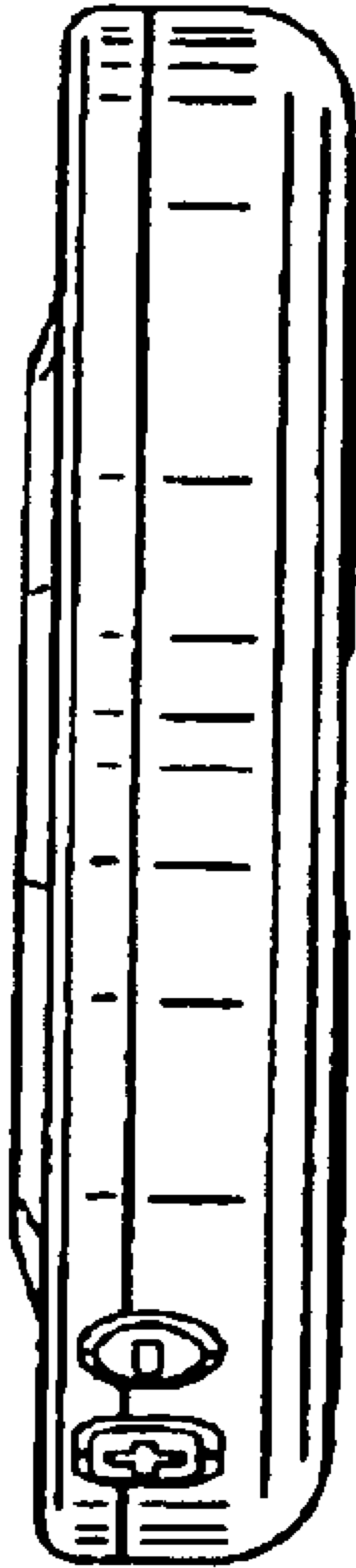


Fig. 4




Fig. 5

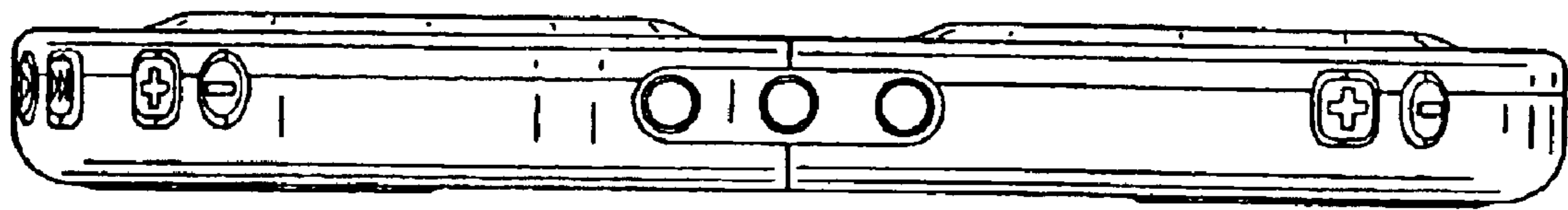


Fig. 6

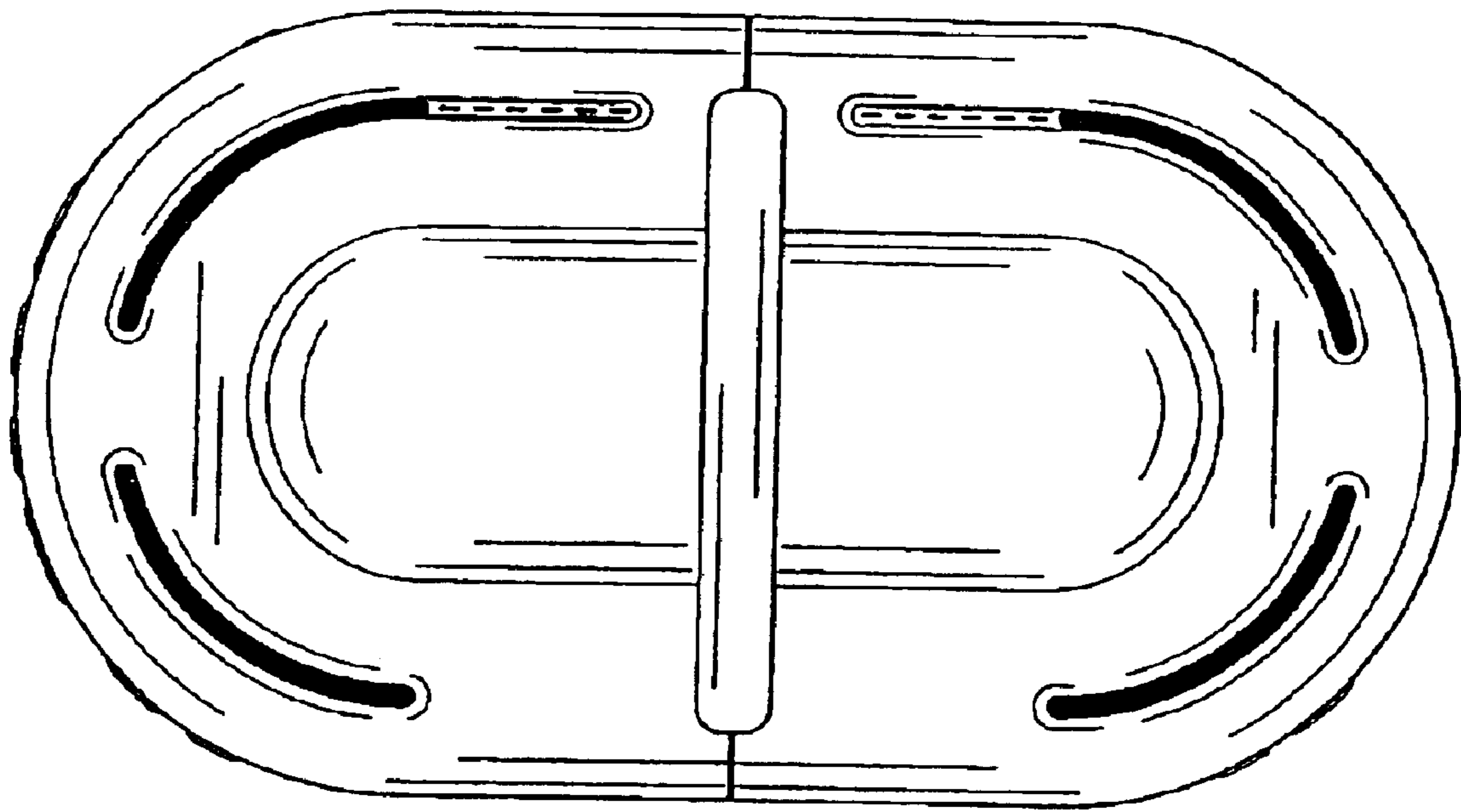


Fig. 7

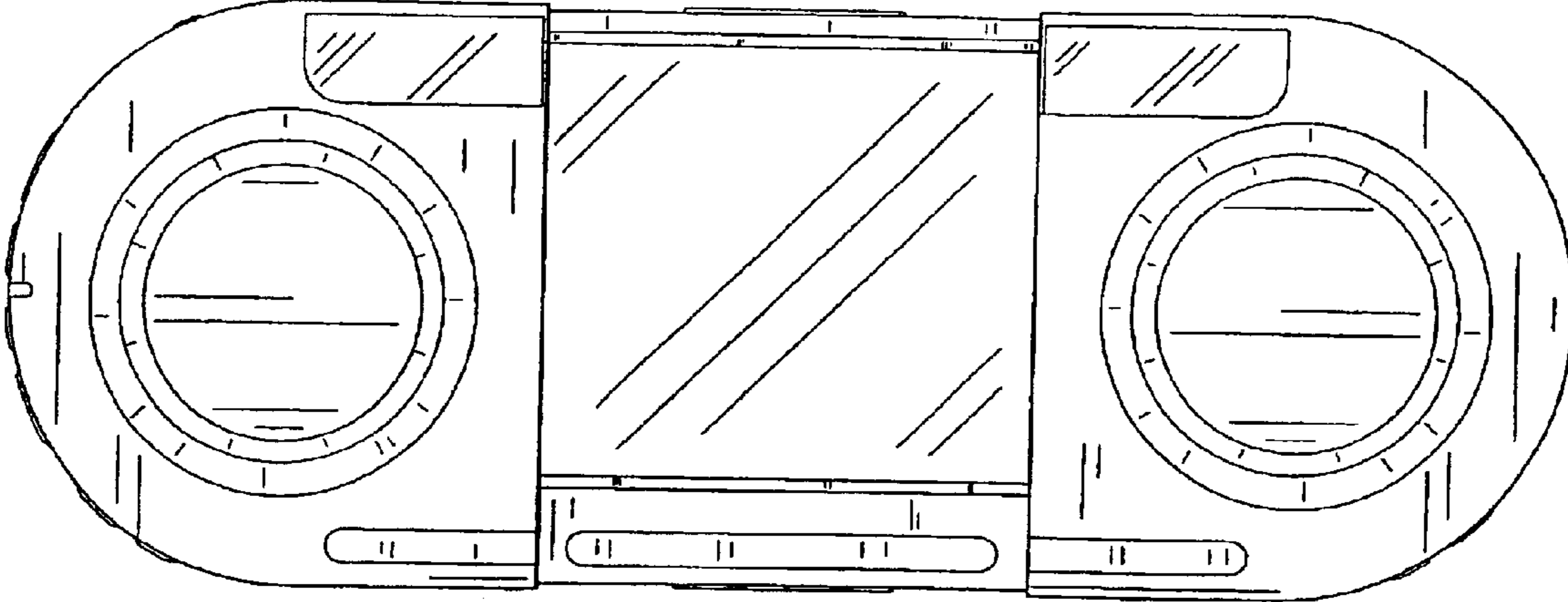


Fig. 8



Fig. 9



Fig. 10

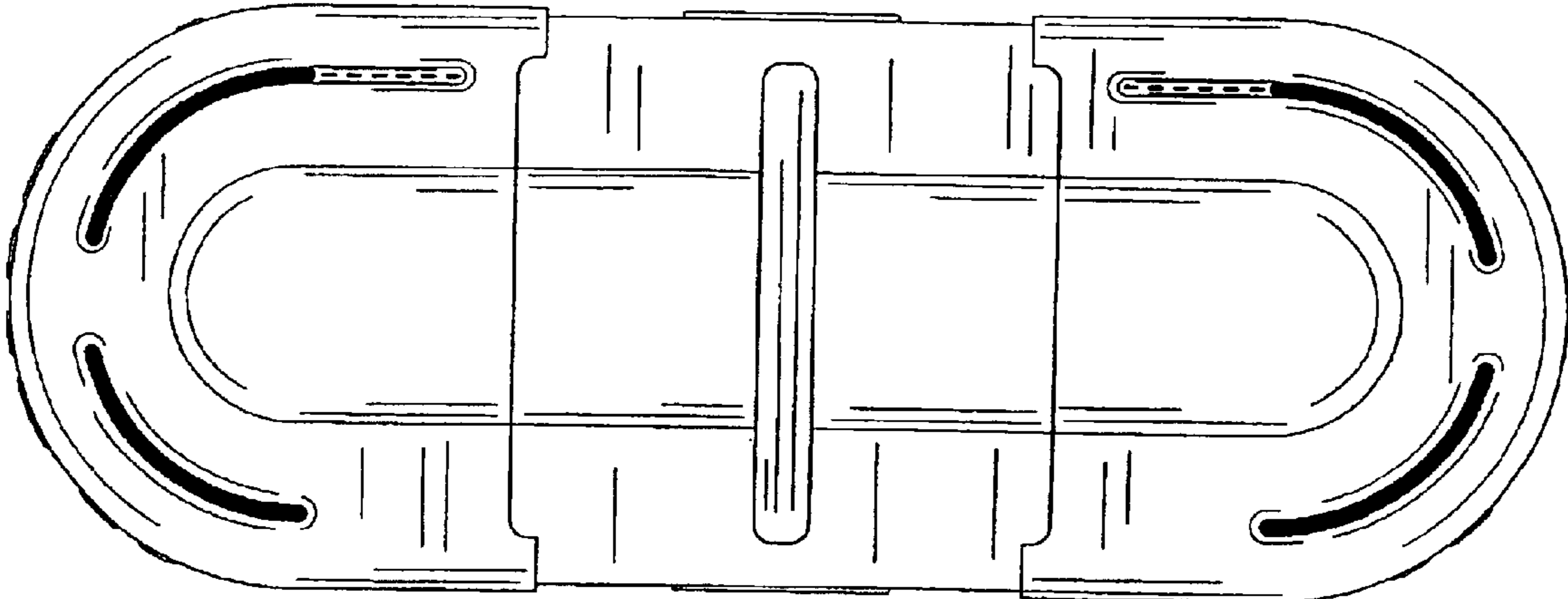


Fig. 11

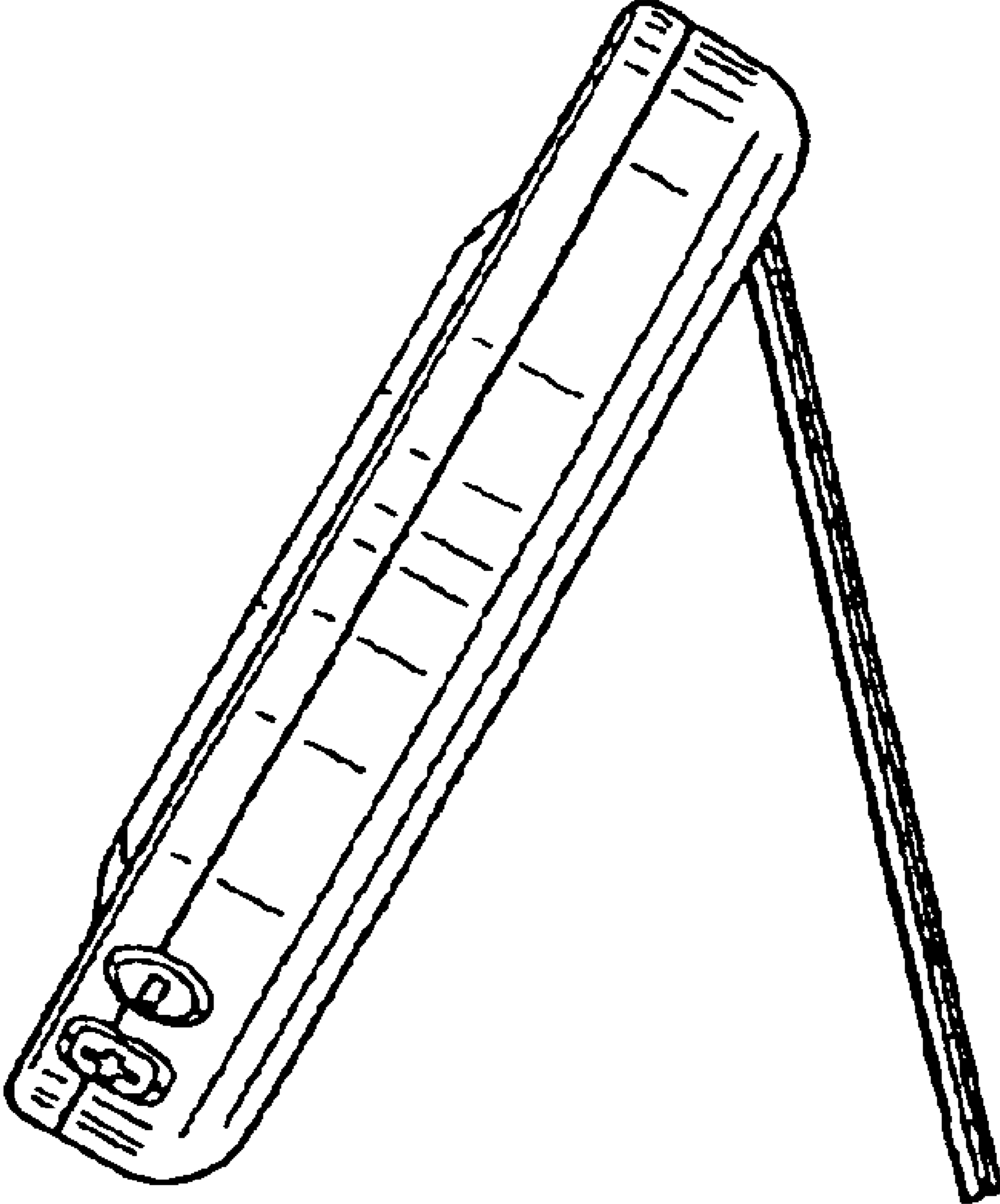


Fig. 12