



US00D510583S

(12) **United States Design Patent** (10) **Patent No.:** **US D510,583 S**
Vong (45) **Date of Patent:** **** Oct. 11, 2005**

(54) **ICON FOR A DISPLAY SCREEN**

D500,766 S * 1/2005 Hanisch et al. D14/489

(75) Inventor: **William Hong Vong**, Seattle, WA (US)

OTHER PUBLICATIONS

(73) Assignee: **Microsoft Corporation**, Redmond, WA (US)

<http://web.archive.org/web/20021027020636/http://www.med.umich.edu/multicultural/>, Oct. 27, 2002.*

(**) Term: **14 Years**

<http://web.archive.org/web/20040307003213/http://www.clippix.com/icon/buttons.shtml>, Mar. 7 2004.*

(21) Appl. No.: **29/215,780**

<http://web.archive.org/web/20021217094328/http://www.clippix.com/icon/buttons.shtml>, Dec. 17, 2002.*

(22) Filed: **Oct. 26, 2004**

* cited by examiner

(51) **LOC (8) Cl.** **14-04**

Primary Examiner—M. H. Tung

(52) **U.S. Cl.** **D14/489**

(74) *Attorney, Agent, or Firm*—Banner & Witcoff, Ltd.

(58) **Field of Search** D14/485–95; D18/24–33; D19/6; D20/11; D21/324–33; 715/700–866

(57) **CLAIM**

(56) **References Cited**

The ornamental design for a icon for a display screen, as shown and described.


U.S. PATENT DOCUMENTS

DESCRIPTION

| | | | |
|--------------|-----------|-----------------------|---------|
| 5,577,186 A | 11/1996 | Mann, II et al. | |
| D403,673 S | * 1/1999 | Arora et al. | D14/489 |
| D404,727 S | 1/1999 | Hodges Wilsher et al. | |
| D419,542 S | * 1/2000 | Hodgson | D14/489 |
| D425,498 S | * 5/2000 | Wagner et al. | D14/489 |
| D439,584 S | 3/2001 | Wang et al. | |
| 6,201,540 B1 | 3/2001 | Gallup et al. | |
| D448,777 S | * 10/2001 | Kuhlman | D14/489 |
| D474,479 S | 5/2003 | Tambata | |
| 6,564,217 B2 | 5/2003 | Bunney et al. | |
| D476,488 S | 7/2003 | White, Jr. | |
| D493,471 S | 7/2004 | McIntosh | |
| D497,367 S | 10/2004 | Wasko et al. | |

FIG. 1 is a front view of a icon for a display screen showing my new design;
FIG. 2 is a front view thereof, on an enlarged scale, the icon is shown separately for clarity of illustration; and,
FIG. 3 is a second front view thereof, on an enlarged scale, the icon is shown separately for clarity of illustration.
The broken line drawing of a display screen in FIG. 1 is for illustrative purposes only and forms no part of the claimed design.

1 Claim, 1 Drawing Sheet






Fig. 1




Fig. 2




Fig. 3