



US00D510578S

(12) **United States Design Patent**
Ohta

(10) **Patent No.:** **US D510,578 S**

(45) **Date of Patent:** **** Oct. 11, 2005**

(54) **PORTION OF A KEYBOARD**

(75) **Inventor:** **Seiya Ohta**, Issaquah, WA (US)

(73) **Assignee:** **Microsoft Corporation**, Redmond, WA (US)

(**) **Term:** **14 Years**

(21) **Appl. No.:** **29/208,190**

(22) **Filed:** **Jun. 25, 2004**

(51) **LOC (8) Cl.** **14-02**

(52) **U.S. Cl.** **D14/398**

(58) **Field of Search** D14/391-399,
D14/455; D18/1, 2, 7, 11; 178/17 A, 17 C;
200/5 A, 5 R, 6 A, 6 R; 235/145 A, 145 R;
341/22, 23; 345/160, 168; 400/486-489,
492

D390,549 S	2/1998	Tsai	
5,717,430 A *	2/1998	Copland et al.	345/168
D422,273 S	4/2000	Lee	
D428,613 S *	7/2000	Chen	D14/393
D442,590 S *	5/2001	Ledbetter et al.	D14/393
D453,334 S	2/2002	Hobday	
6,443,643 B1	9/2002	Camacho et al.	
D464,051 S *	10/2002	Wu	D14/392
D467,589 S *	12/2002	Jones et al.	D14/455
D471,910 S	3/2003	Cheng	
2004/0190969 A1	9/2004	Huang	

* cited by examiner

Primary Examiner—Freda S. Nunn

(74) *Attorney, Agent, or Firm*—Banner & Witcoff, LTD.

(57) **CLAIM**

The ornamental design for a portion of a keyboard, as shown and described.

DESCRIPTION

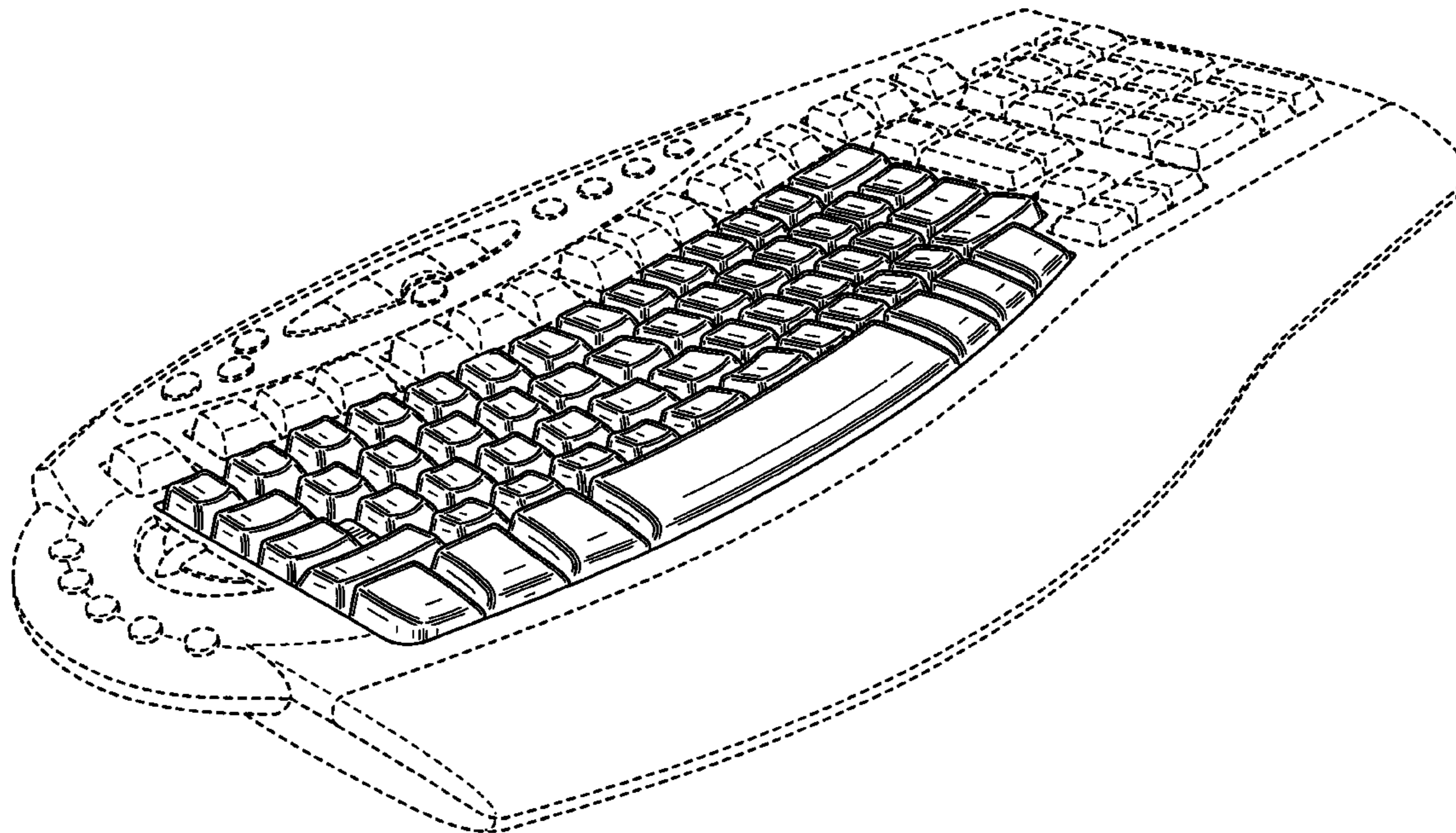
FIG. 1 is a top front perspective view of a portion of a keyboard showing my new design; FIG. 2 is a top view thereof; FIG. 3 is a left side view thereof; and, FIG. 4 is a front view thereof. The broken line showing of the remainder of the keyboard forms no part of the claimed design.

1 Claim, 3 Drawing Sheets

(56) **References Cited**

U.S. PATENT DOCUMENTS

5,129,747 A	7/1992	Hutchison	
D348,877 S	7/1994	Lichtenberg	
5,339,097 A	8/1994	Grant	
5,360,280 A *	11/1994	Camacho et al.	400/489
5,397,189 A	3/1995	Minogue	
D377,930 S	2/1997	Sekino et al.	
D386,169 S	11/1997	Wang	



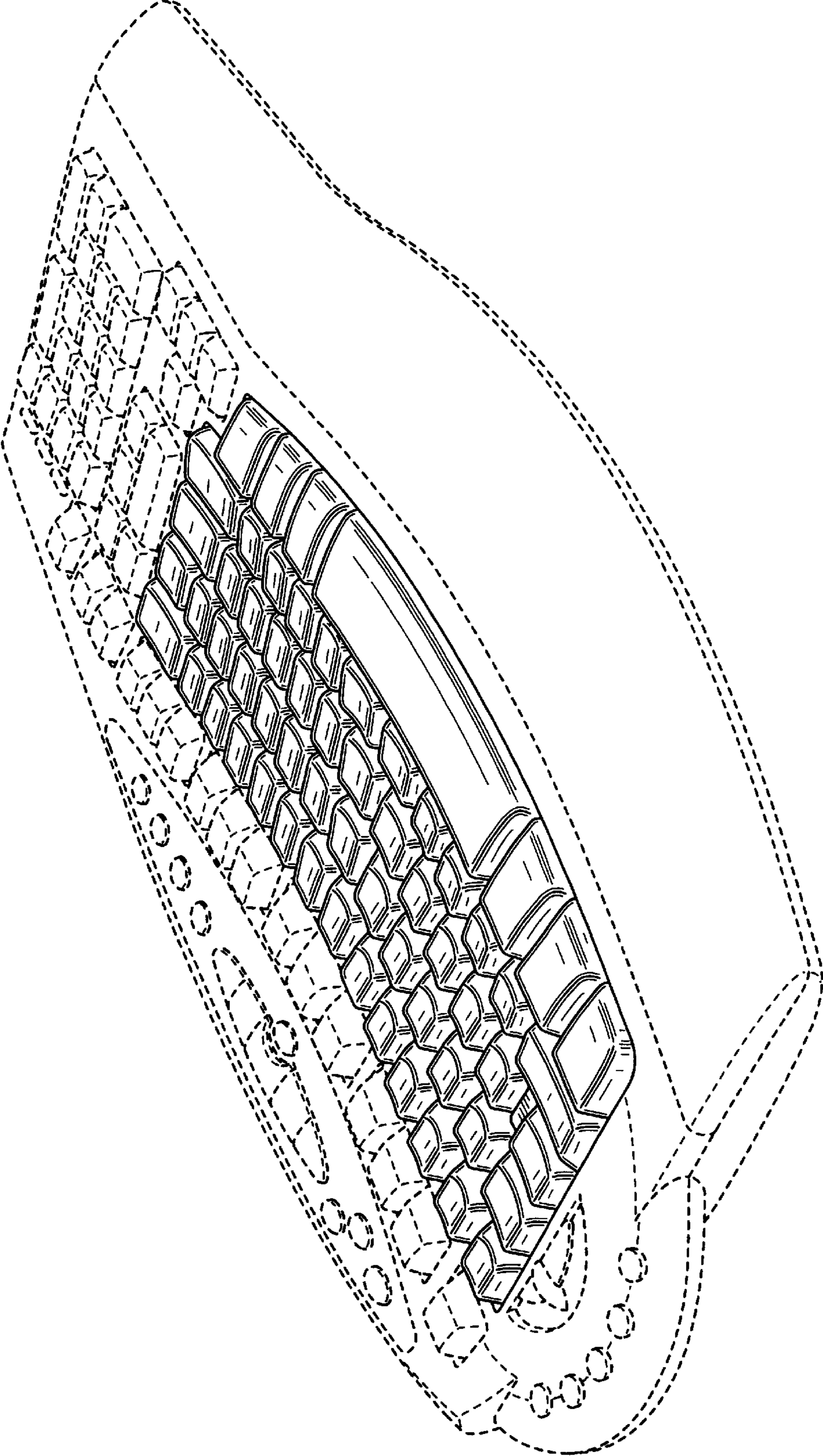


FIG. 1

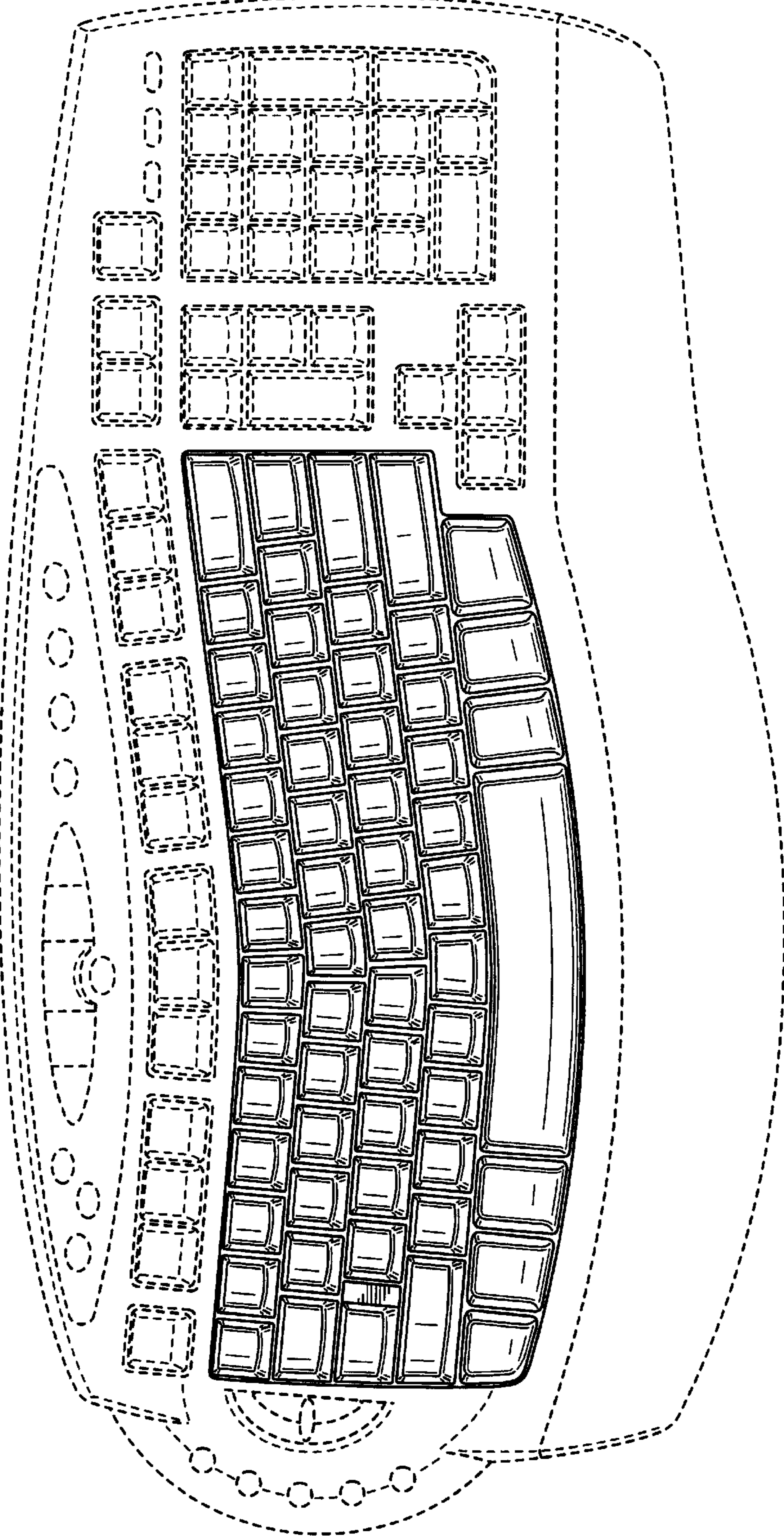


FIG. 2

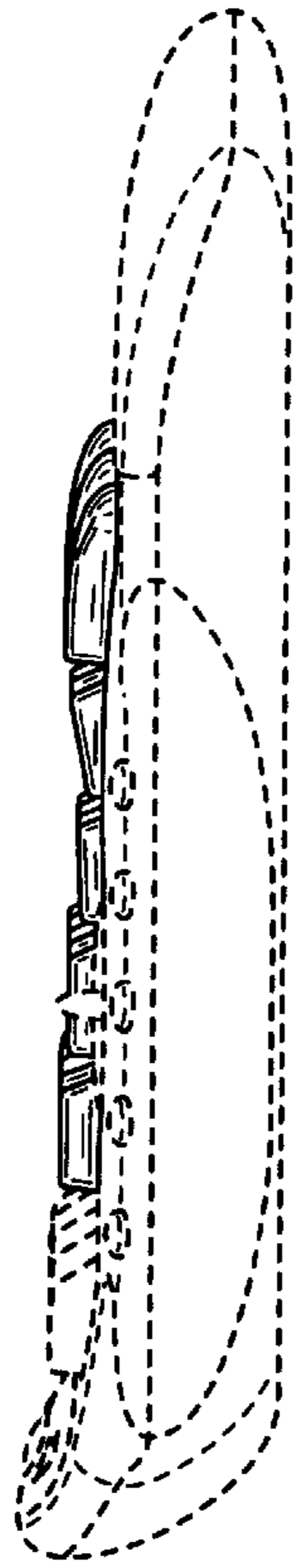


FIG. 3

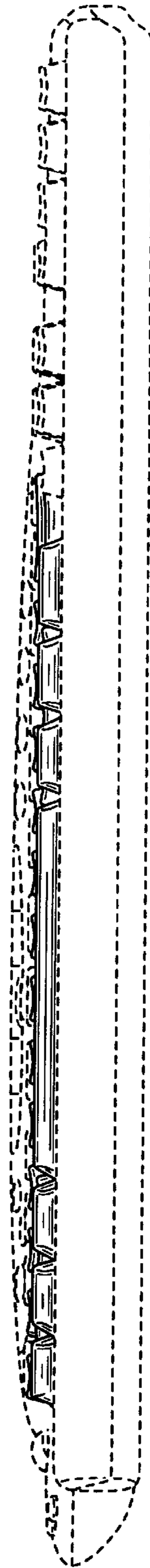


FIG. 4