



US00D510576S

(12) **United States Design Patent**  
**Summit et al.**

(10) **Patent No.: US D510,576 S**  
(45) **Date of Patent: \*\* Oct. 11, 2005**

(54) **HANDHELD COMPUTING DEVICE**

D464,646 S \* 10/2002 Lin ..... D14/341  
D469,762 S \* 2/2003 Iwama et al. .... D14/341

(75) Inventors: **Scott W. Summit**, San Francisco, CA (US); **Roy J. Riccomini**, Saratoga, CA (US); **Timothy D. Twerdahl**, Los Altos, CA (US); **Byron J. Connell**, Menlo Park, CA (US); **Scott D. Lincke**, San Carlos, CA (US)

**OTHER PUBLICATIONS**

U.S. Appl. No. 29/203,169, filed Apr. 9, 2004, Scott W. Summit, Handheld Computing Device.

\* cited by examiner

*Primary Examiner*—Freda S. Nunn

(73) Assignee: **Tapwave, Inc.**, Mountain View, CA (US)

(74) *Attorney, Agent, or Firm*—Carr & Ferrell LLP

(\*\*) Term: **14 Years**

(57) **CLAIM**

(21) Appl. No.: **29/203,168**

The ornamental design for a handheld computing device, as shown and described.

(22) Filed: **Apr. 9, 2004**

**DESCRIPTION**

(51) **LOC (8) Cl.** ..... **14-02**

(52) **U.S. Cl.** ..... **D14/341**

(58) **Field of Search** ..... D14/341-346;  
D18/1, 2, 7; 235/145 A, 145 R; 341/22,  
23; 345/156, 168, 169, 172, 87; 33/443;  
434/317


FIG. 1 is a front view of a handheld computing device;  
FIG. 2 is a back view of the handheld computing device;  
FIG. 3 is a top plan view of the handheld computing device;  
FIG. 4 is a bottom plan view of the handheld computing device;  
FIG. 5 is a left side elevation view of the handheld computing device;  
FIG. 6 is a right side elevation view of the handheld computing device; and,  
FIG. 7 is a bottom right perspective view of the handheld computing device.

(56) **References Cited**

**U.S. PATENT DOCUMENTS**

4,611,406 A \* 9/1986 Engstrom et al. .... 33/443  
D337,569 S \* 7/1993 Kando ..... D14/341  
5,695,345 A \* 12/1997 Weiner et al. .... 434/317  
D439,897 S \* 4/2001 Williams et al. .... D14/345

**1 Claim, 7 Drawing Sheets**






Fig. 1




Fig. 2

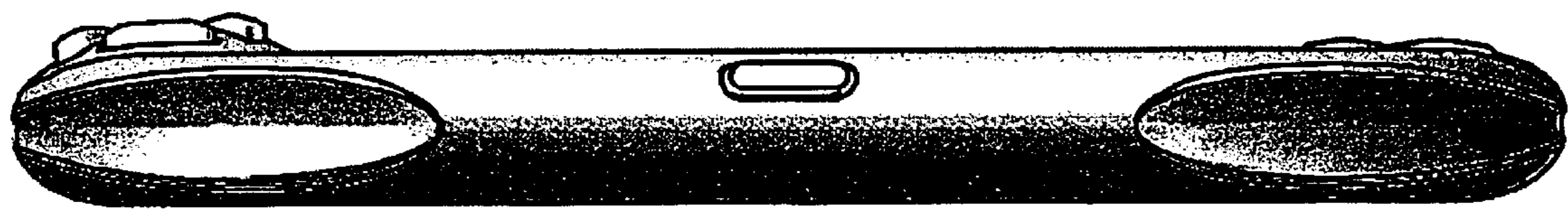


Fig. 3




Fig. 4

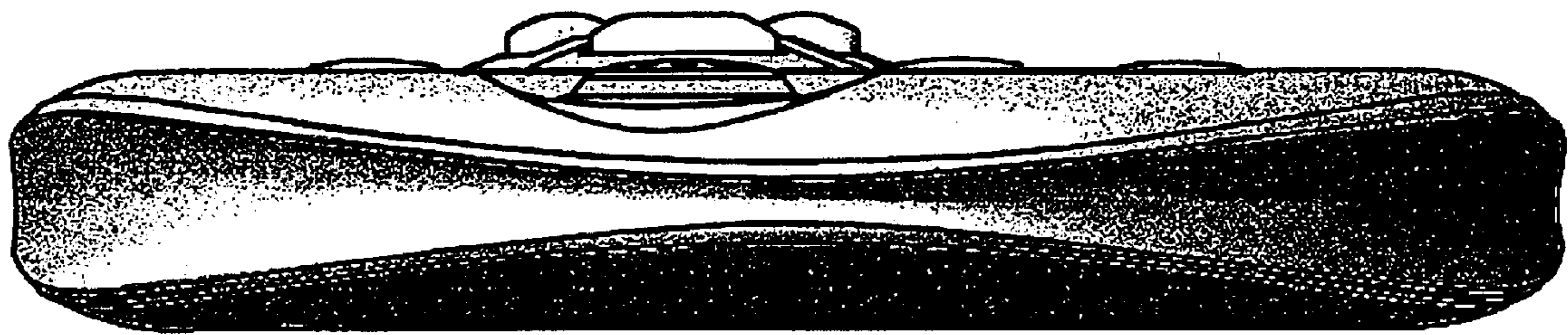


Fig. 5

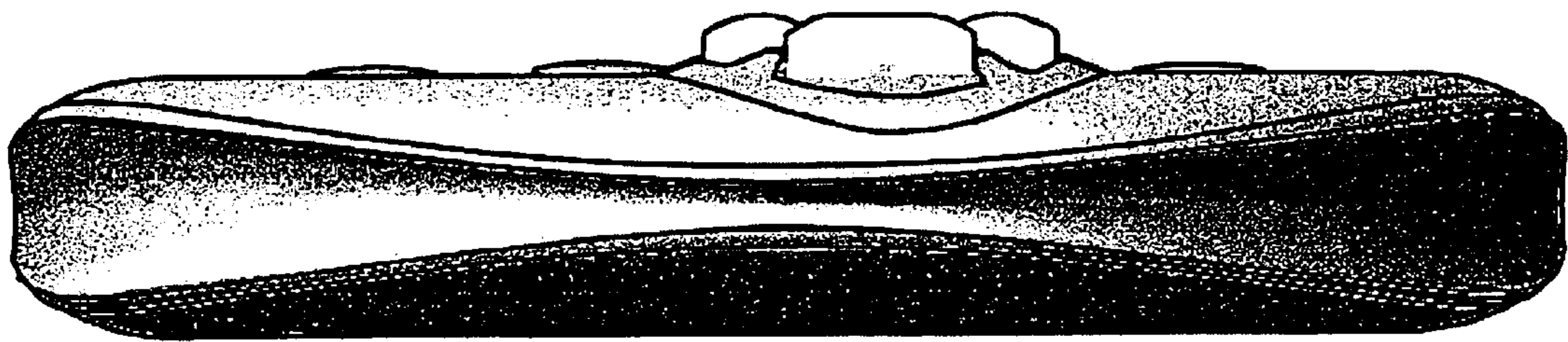


Fig. 6

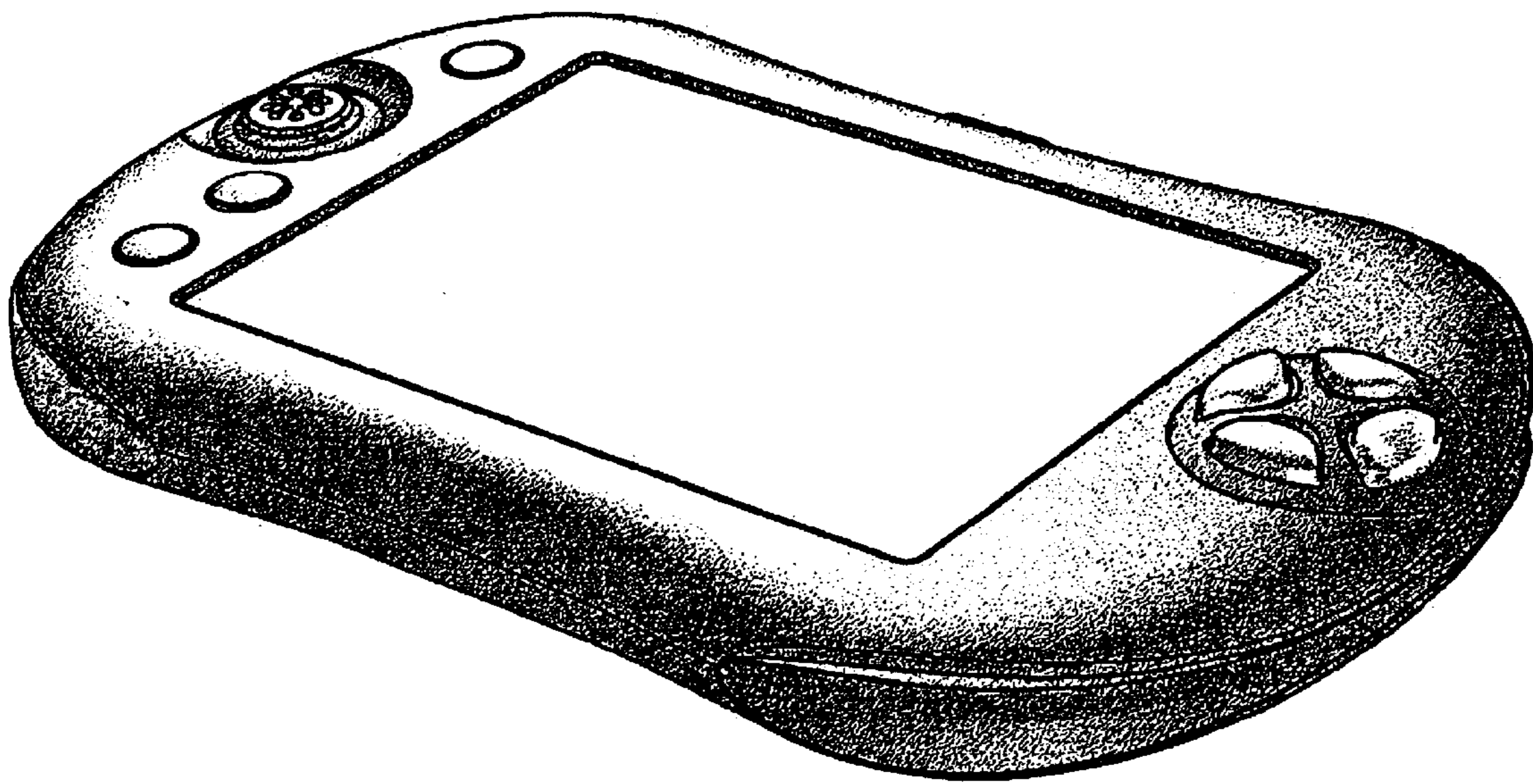


Fig. 7