



US00D510571S

(12) **United States Design Patent**
Cutler et al.

(10) **Patent No.: US D510,571 S**
(45) **Date of Patent: ** Oct. 11, 2005**

- (54) **PORTION OF AN AUDIOVISUAL COMMUNICATION DEVICE**
- (75) Inventors: **Ross Cutler**, Duvall, WA (US); **Jaysun Stockdell-Giesler**, Brandon, FL (US)
- (73) Assignee: **Microsoft Corporation**, Redmond, WA (US)
- (**) Term: **14 Years**
- (21) Appl. No.: **29/204,473**
- (22) Filed: **Apr. 30, 2004**

D292,283 S	*	10/1987	Matsuda et al.	D14/240
D327,479 S	*	6/1992	Britz	D14/225
D346,598 S	*	5/1994	McCay et al.	D14/137
D355,416 S	*	2/1995	McCay et al.	D14/137
5,561,737 A	*	10/1996	Bowen	704/275
D406,841 S	*	3/1999	Myung	D14/150
D434,747 S	*	12/2000	Bird et al.	D14/150
D457,150 S	*	5/2002	Chen	D14/150
D459,515 S	*	6/2002	Gaskins et al.	D26/67
D474,169 S	*	5/2003	Fletcher	D14/159
D481,370 S	*	10/2003	Popowski et al.	D14/150
D493,812 S	*	8/2004	Mudd et al.	D16/235
D495,676 S	*	9/2004	Slevin et al.	D14/150
D499,392 S	*	12/2004	Bathurst et al.	D14/150
2003/0053620 A1	*	3/2003	Chen	379/447

Related U.S. Application Data

- (63) Continuation of application No. 29/200,996, filed on Mar. 9, 2004.
- (51) **LOC (8) Cl.** **14-03**
- (52) **U.S. Cl.** **D14/149; D14/125; D14/130**
- (58) **Field of Search** D14/130, 149, D14/150, 155, 159, 423, 144, 230, 233, 238; 379/202.01, 204.01; 348/14.01-14.06, 373; 370/260-268; 709/204, 205; 715/753; D16/202, 203, 208, 214, 232; D26/103, 119, 107, 112, 104, 108

* cited by examiner

Primary Examiner—Jeffrey Asch
(74) *Attorney, Agent, or Firm*—Banner & Witcoff, Ltd.

(57) **CLAIM**

The ornamental design for portion of an audiovisual communication device, as shown and described.

DESCRIPTION

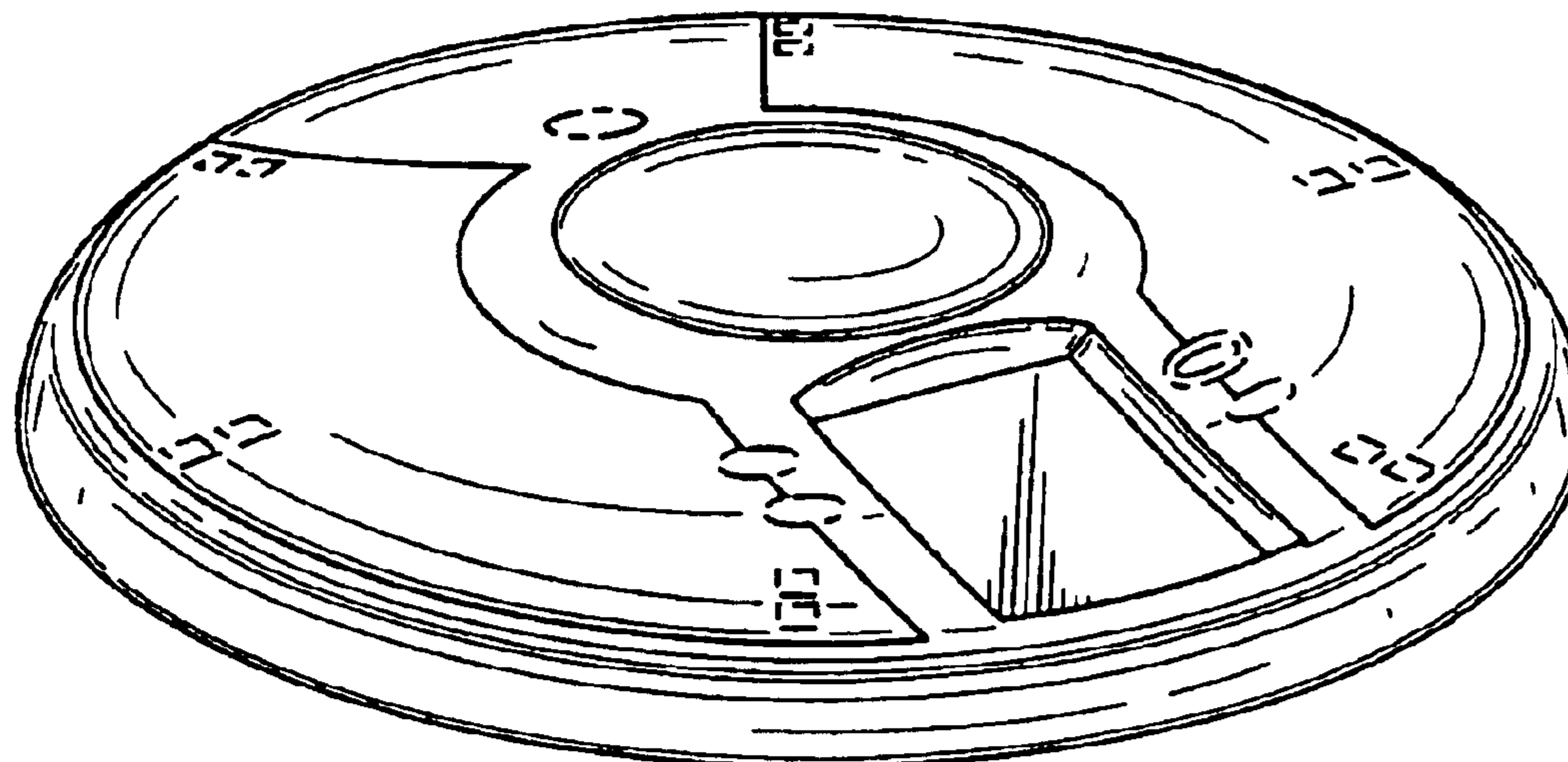
FIG. 1 is a front perspective view of a portion of an audiovisual communication device showing our new design; FIG. 2 is a front view thereof; FIG. 3 is a rear view thereof; FIG. 4 is a right side view thereof; FIG. 5 is a left side view thereof; and, FIG. 6 is a top view thereof. The unshown bottom forms no part of the claimed design. The broken lines are for illustrative purposes only and form no part of the claimed design.

(56) **References Cited**

U.S. PATENT DOCUMENTS

D220,105 S	*	3/1971	Small	D14/300
4,378,468 A	*	3/1983	Braun	381/93
D270,075 S	*	8/1983	Tsuyuki	D21/331
D274,048 S	*	5/1984	Wong et al.	D10/106
D283,891 S	*	5/1986	Parshad et al.	D14/228
4,658,425 A	*	4/1987	Julstrom	381/81

1 Claim, 2 Drawing Sheets



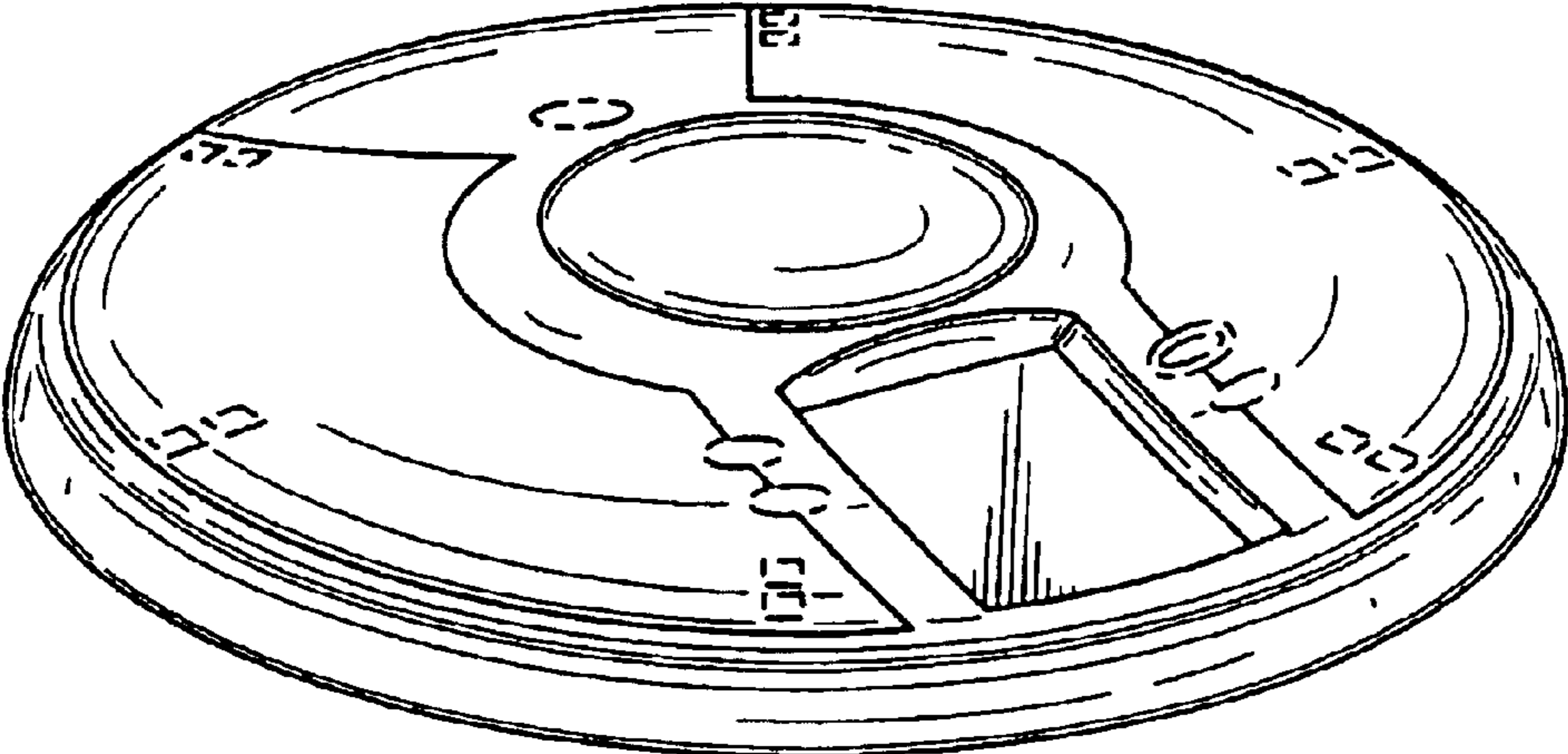


FIG. 1




FIG. 2




FIG. 3

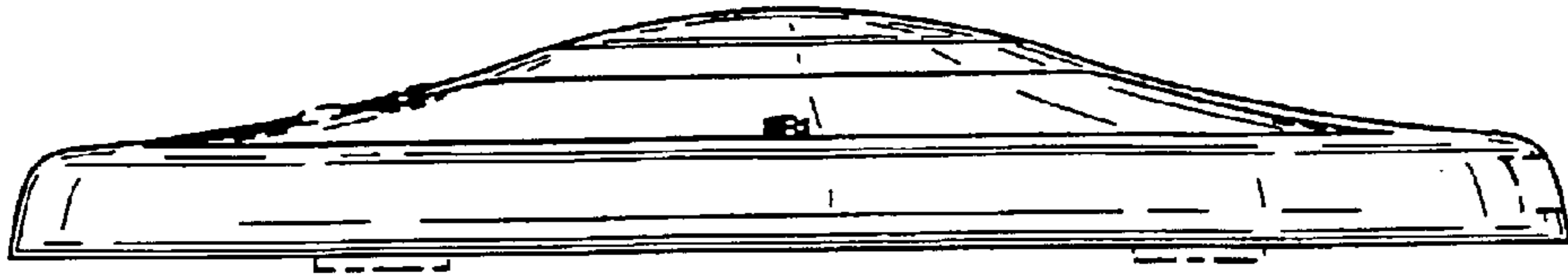


FIG. 4

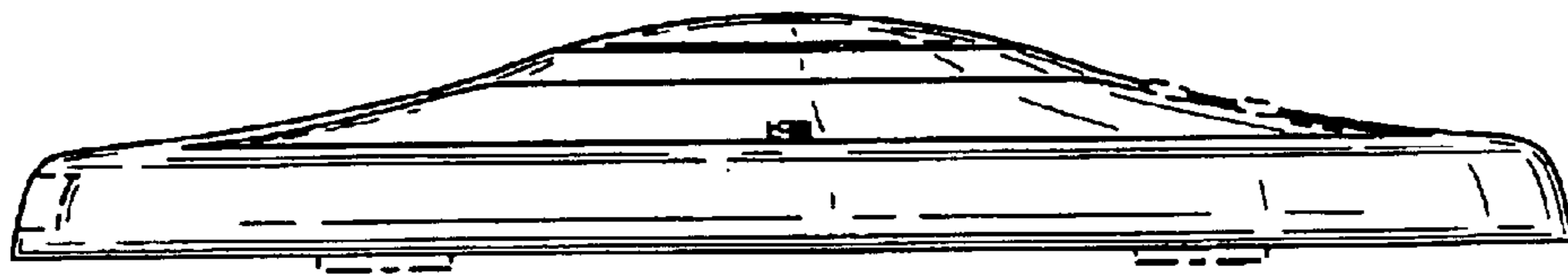


FIG. 5

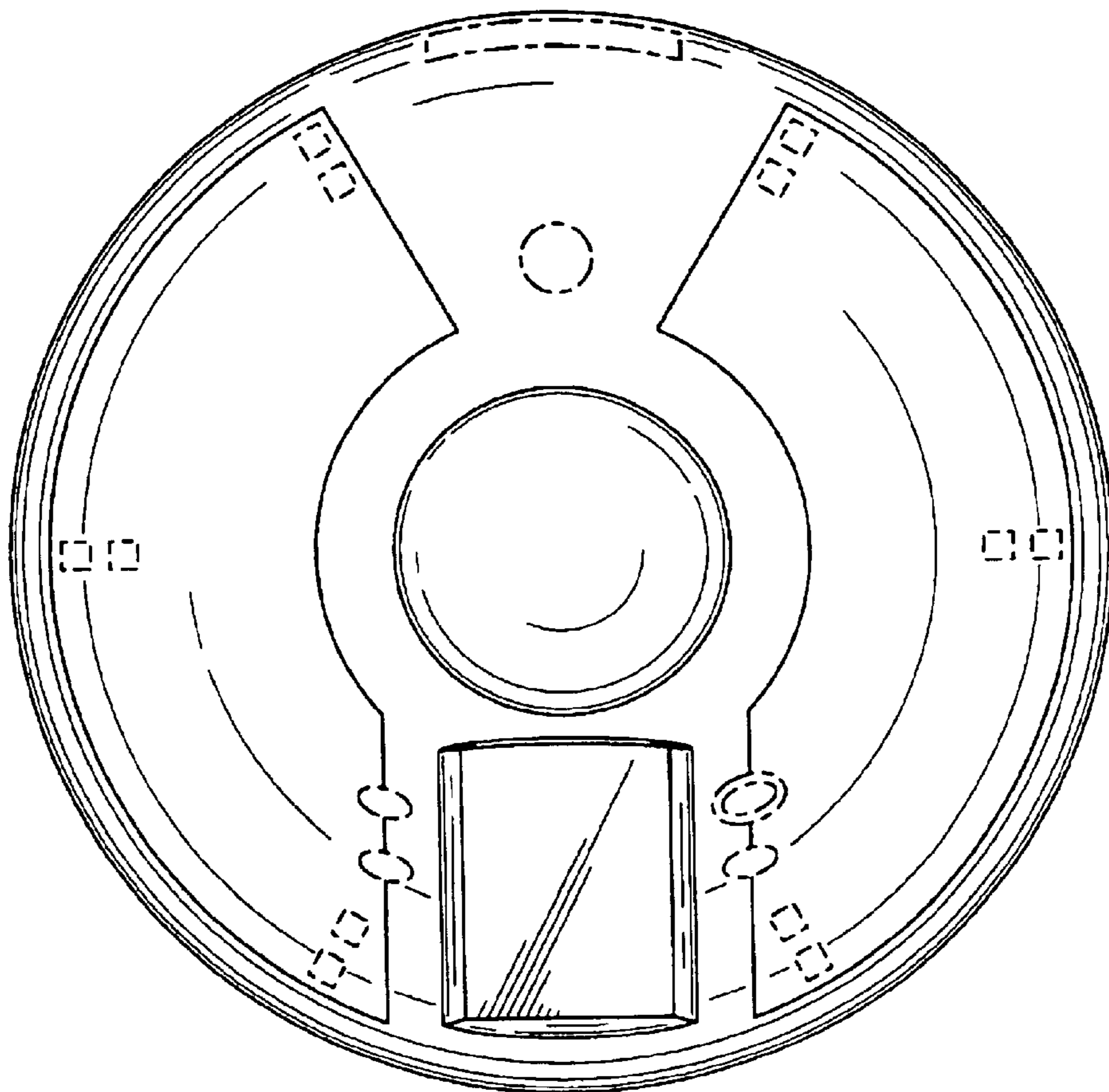


FIG 6