



US00D510567S

(12) **United States Design Patent** (10) **Patent No.:** **US D510,567 S**  
**Honda** (45) **Date of Patent:** **\*\* Oct. 11, 2005**

(54) **TELEVISION SET**  
 (75) **Inventor:** **Tatsuya Honda, Yokohama (JP)**  
 (73) **Assignee:** **Kabushiki Kaisha Toshiba (JP)**  
 (\*\*) **Term:** **14 Years**

JP 1098951 1/2001  
 JP 1157318 11/2002  
 JP 1172779 5/2003  
 JP 1179514 7/2003  
 TW 518086 1/2003

(21) **Appl. No.:** **29/205,993**  
 (22) **Filed:** **May 25, 2004**  
 (30) **Foreign Application Priority Data**  
 Apr. 5, 2004 (JP) ..... 2004-010462

(51) **LOC (8) Cl.** ..... **14-03**  
 (52) **U.S. Cl.** ..... **D14/126**  
 (58) **Field of Search** ..... D14/125-134,  
 D14/239, 371, 374-376; 312/7.2; 348/836,  
 838, 180, 184, 325, 739; 341/12; 248/917-924;  
 345/104, 133, 156, 168, 87, 173; 353/74

(56) **References Cited**

**U.S. PATENT DOCUMENTS**

D432,101 S \* 10/2000 Oba ..... D14/126  
 D474,454 S 5/2003 Izu et al.  
 D487,433 S \* 3/2004 Kanatani ..... D14/126  
 D487,731 S \* 3/2004 Takami et al. .... D14/126  
 D494,149 S \* 8/2004 Shih ..... D14/134  
 D496,341 S \* 9/2004 Nakata et al. .... D14/126  
 D501,654 S \* 2/2005 Kita ..... D14/134  
 D502,153 S \* 2/2005 Peng ..... D14/126

**FOREIGN PATENT DOCUMENTS**

JP 1046194 8/1999

**OTHER PUBLICATIONS**

HITACHI Catalog, Inspire The Next, 42V, Hi Plasma, p. 7, Feb. 2003.  
 Victor JVC Catalog, The Perfect Experience, EXE, p. 8, dated Jul. 2003.  
 Philips Brochure, Matchline Series Flat TV™, 17PF9945/37, dated 2003.

\* cited by examiner

*Primary Examiner*—Raphael Barkai  
 (74) *Attorney, Agent, or Firm*—Banner & Witcoff, Ltd.

(57) **CLAIM**

The ornamental design for a television set, as shown and described.

**DESCRIPTION**

FIG. 1 is a front, top and right side perspective view of a television set, showing my new design;  
 FIG. 2 is a front elevational view thereof;  
 FIG. 3 is a rear elevational view thereof;  
 FIG. 4 is a top plan view thereof;  
 FIG. 5 is a bottom plan view thereof;  
 FIG. 6 is a left side elevational view thereof; and,  
 FIG. 7 is a right side elevational view thereof.

**1 Claim, 3 Drawing Sheets**

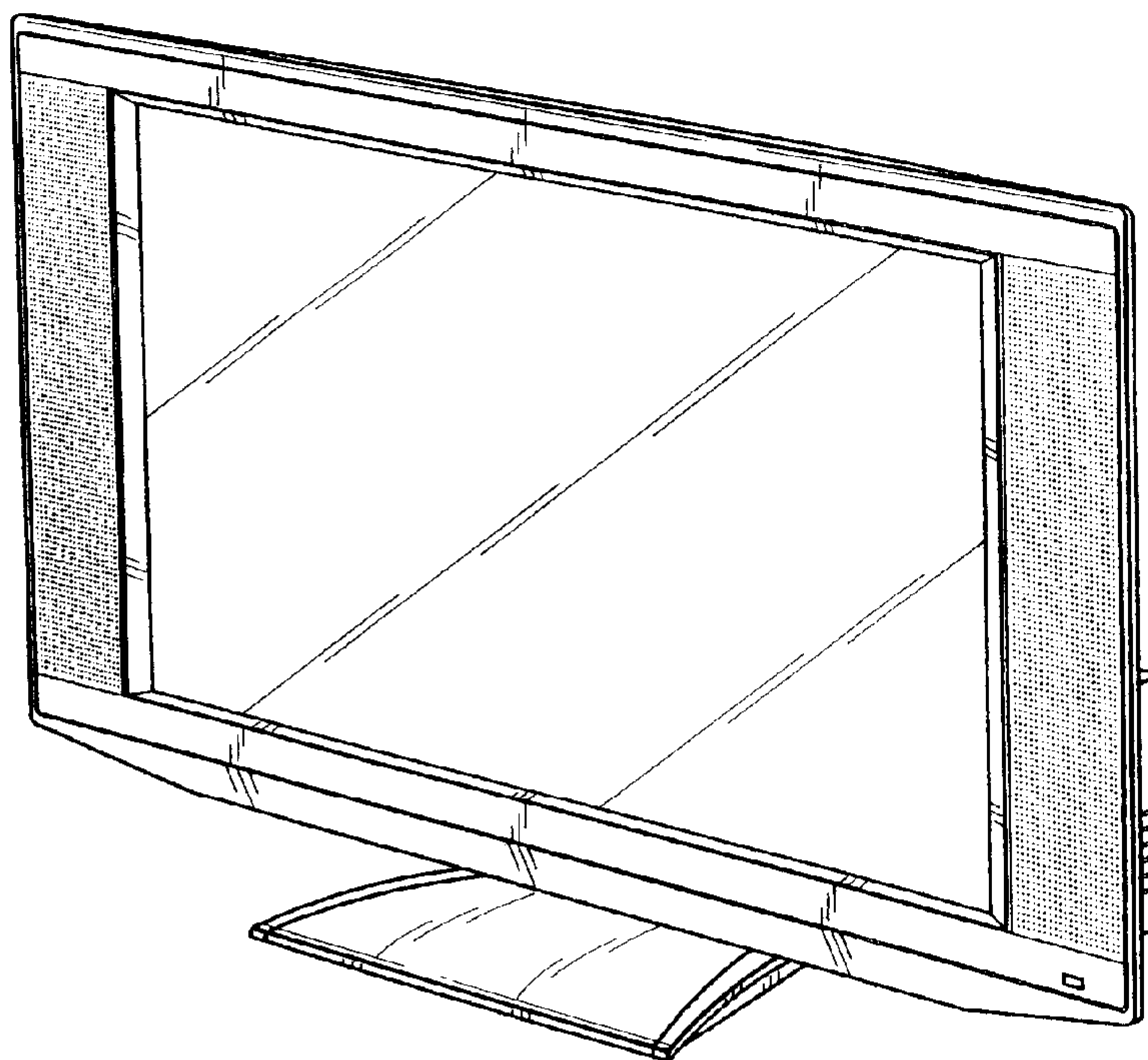


FIG. 1

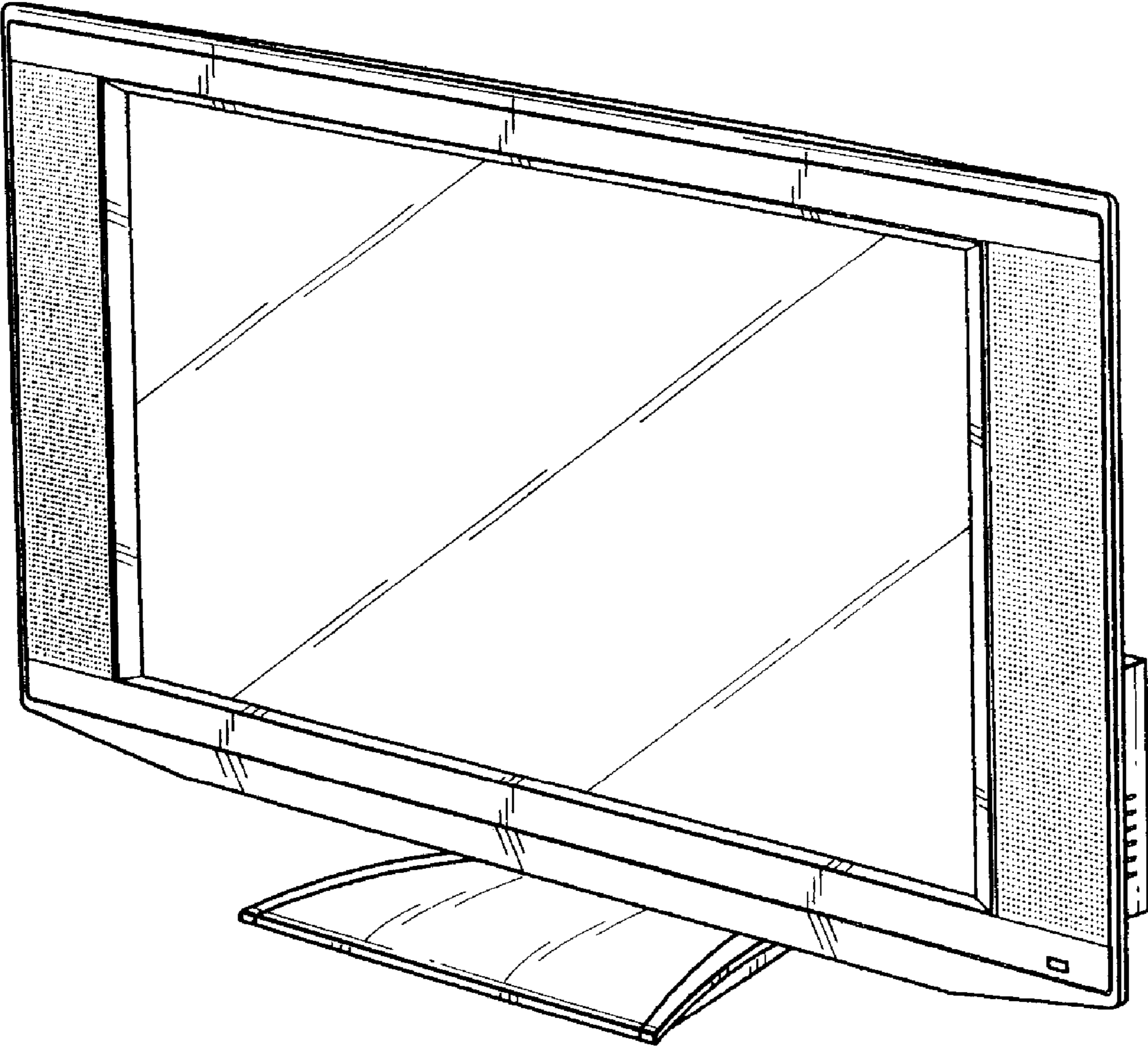


FIG. 2

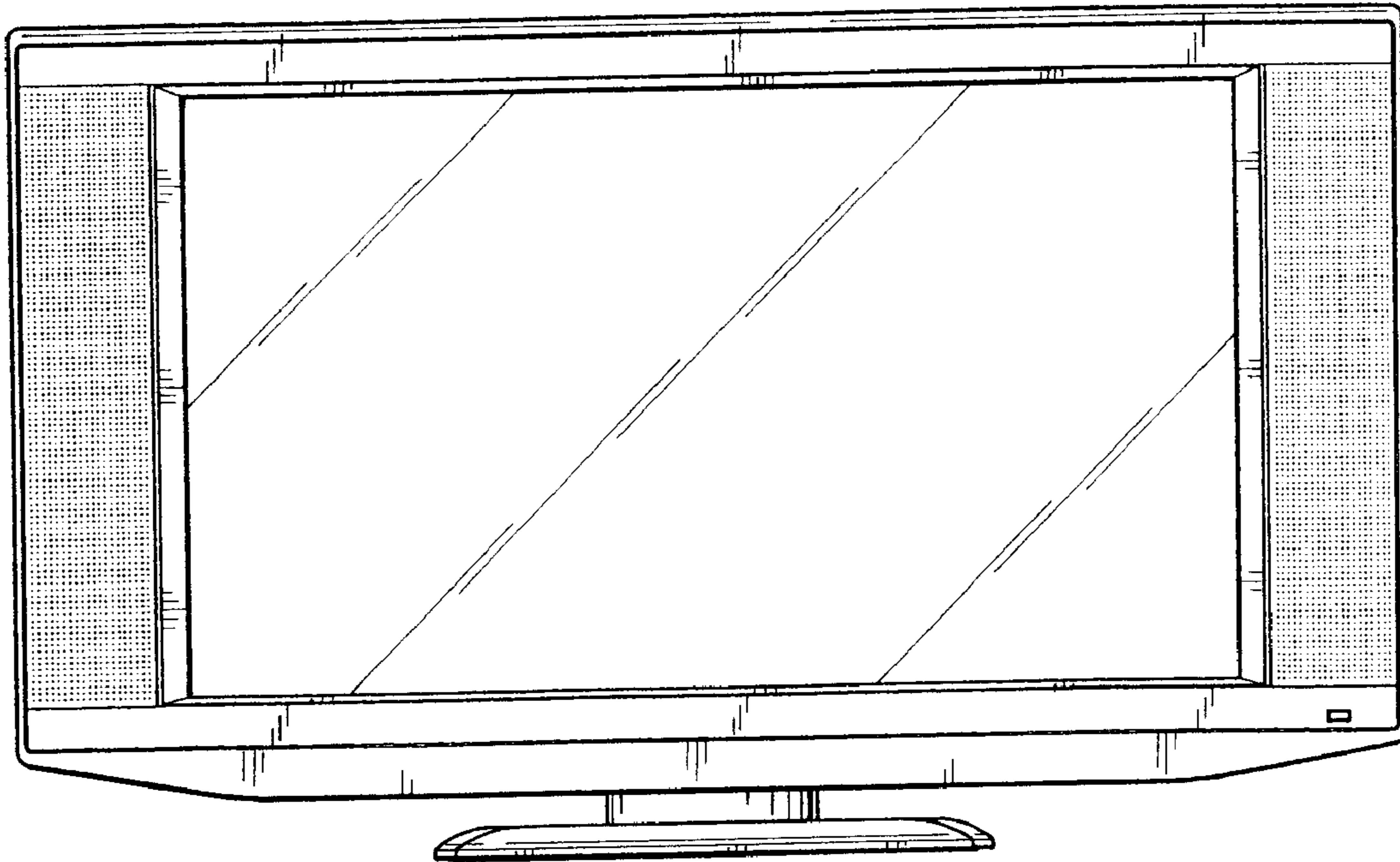


FIG. 3

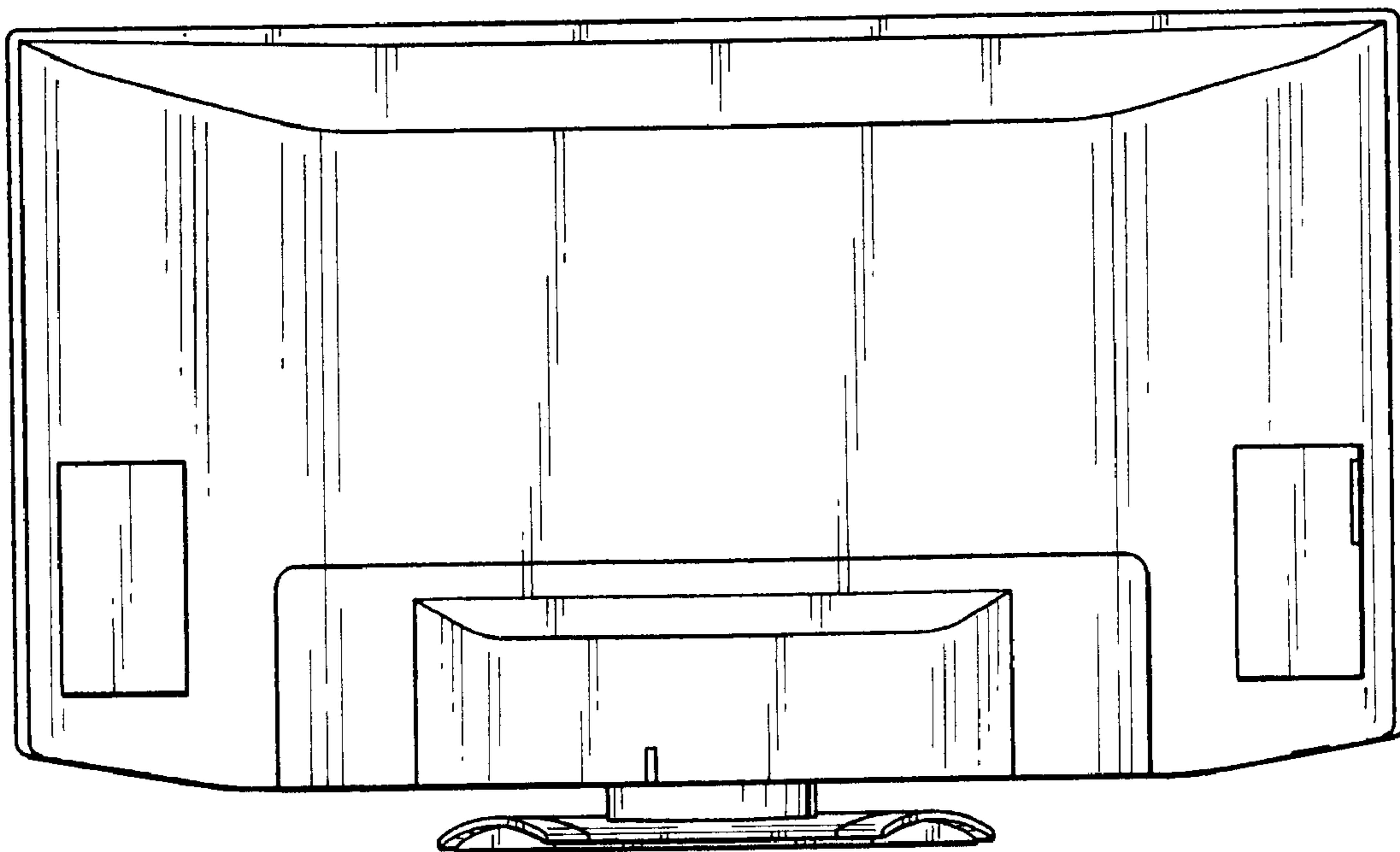


FIG. 4

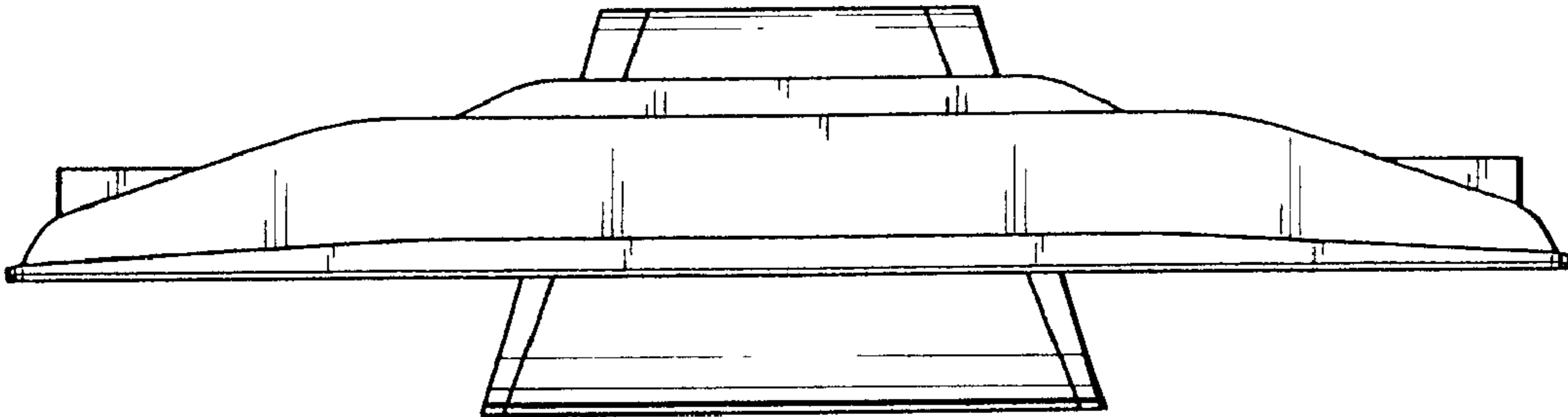


FIG. 5

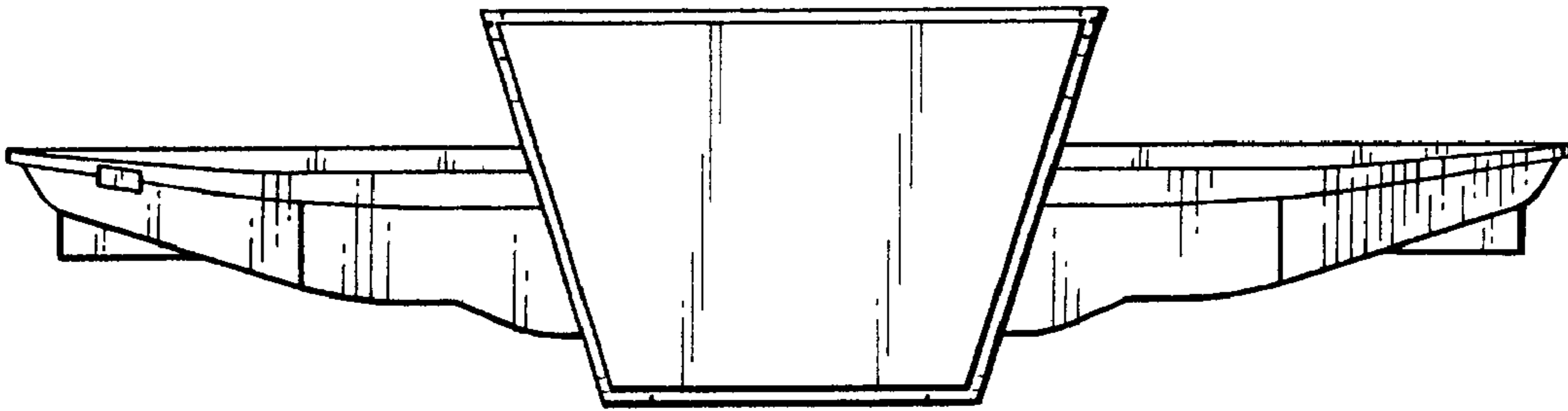


FIG. 6

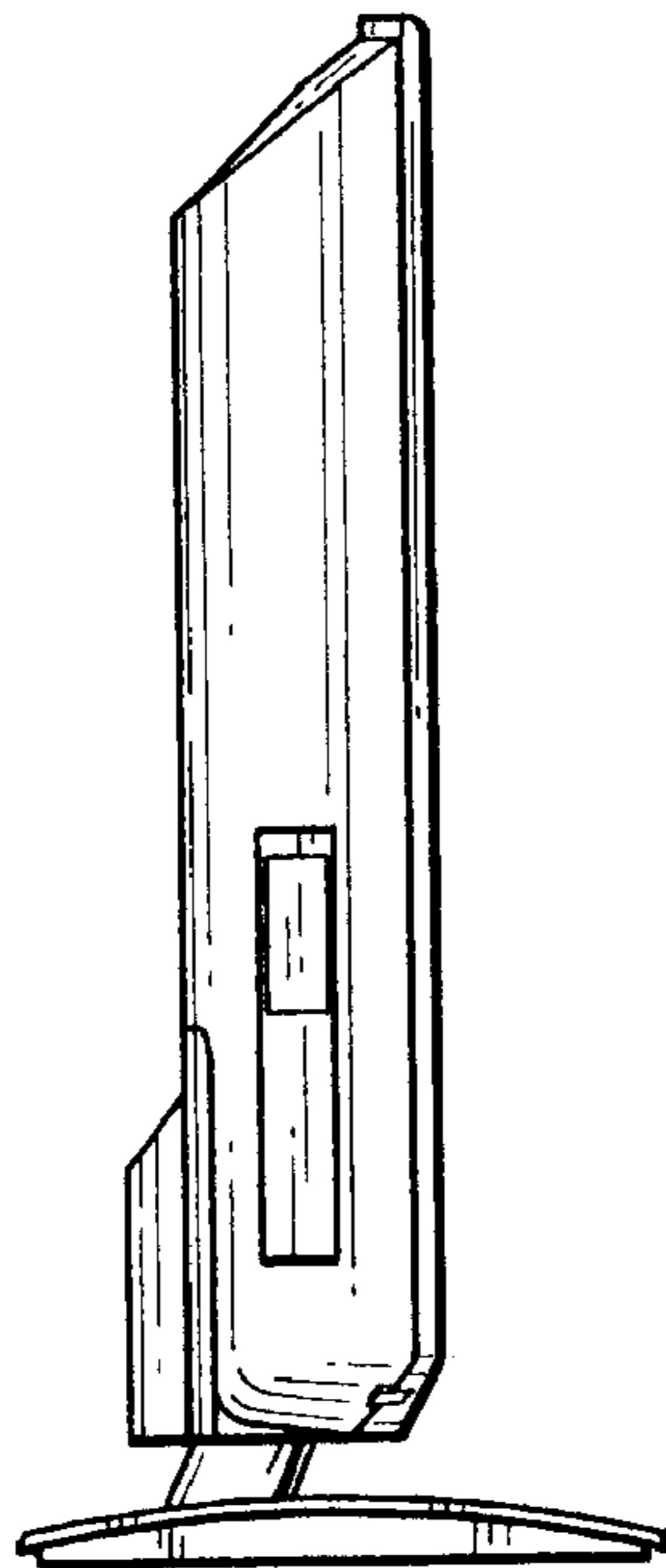


FIG. 7

