



US00D510558S

(12) **United States Design Patent**
Rick et al.

(10) **Patent No.: US D510,558 S**

(45) **Date of Patent: ** Oct. 11, 2005**

(54) **CONTROL UNIT HAVING A HAND LEVER**

(75) Inventors: **Sean E. Rick**, Schnecksville, PA (US);
Benjamin S. Barrall, Jeffersonville, PA
(US); **Gary B. Swetish**, Racine, WI
(US)

(73) Assignee: **Teleflex Incorporated**, Limerick, PA
(US)

(**) Term: **14 Years**

(21) Appl. No.: **29/192,585**

(22) Filed: **Oct. 27, 2003**

(51) **LOC (8) Cl.** **12-06**

(52) **U.S. Cl.** **D12/317**

(58) **Field of Search** D12/174, 179,
D12/300, 317; 345/161; 463/38; 700/85;
D14/412-416; 477/111

(56) **References Cited**

U.S. PATENT DOCUMENTS

- D148,914 S * 3/1948 Daubengerger D12/179
- D231,741 S * 6/1974 Tompkins D12/174
- 4,491,325 A * 1/1985 Bersheim 463/38
- D282,156 S * 1/1986 Le Vier D12/174

- D366,909 S * 2/1996 Hsieh D14/412
- D372,053 S * 7/1996 Couch et al. D14/412
- 5,786,807 A * 7/1998 Couch et al. 345/161
- D414,149 S * 9/1999 Asakura D12/179
- D449,614 S * 10/2001 Osborn et al. D14/412

* cited by examiner

Primary Examiner—Holly Baynham

Assistant Examiner—Cynthia M. Chin

(74) *Attorney, Agent, or Firm*—Woodcock Washburn LLP

(57) **CLAIM**


We claim an ornamental design for a control unit having a hand lever, as shown and described.

DESCRIPTION

FIG. 1 is front elevational view of a control unit having a hand lever showing our new design; FIG. 2 is a side elevational view thereof; FIG. 3 is an opposite side elevational view thereof; FIG. 4 is a top plan view thereof; FIG. 5 is a bottom plan view thereof; and, FIG. 6 is a rear elevational view thereof.

The dashed lines shown in the views are for illustrative or disclosure purposes only, and form no part of the claimed design.

1 Claim, 4 Drawing Sheets



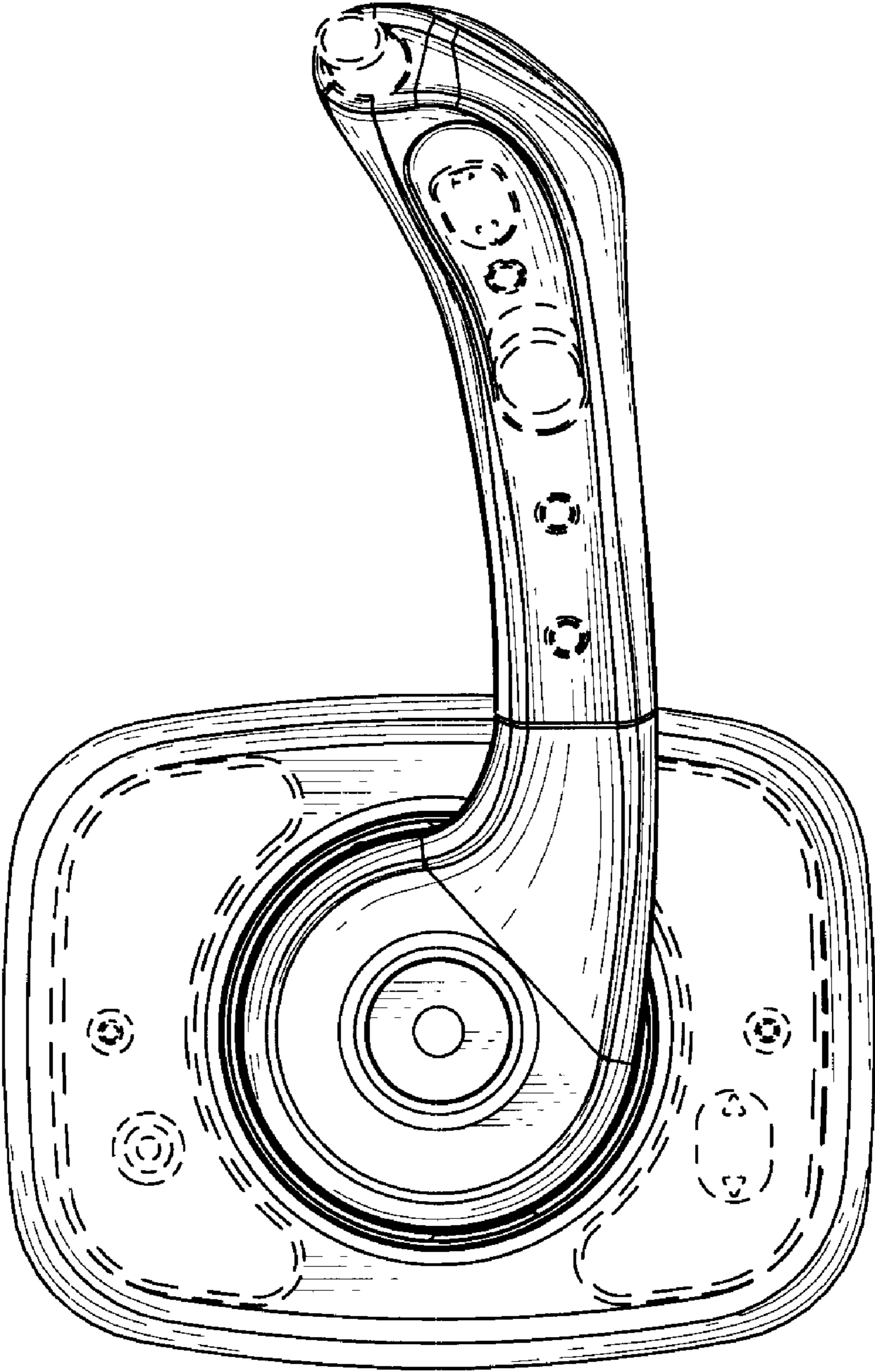


FIG. 1

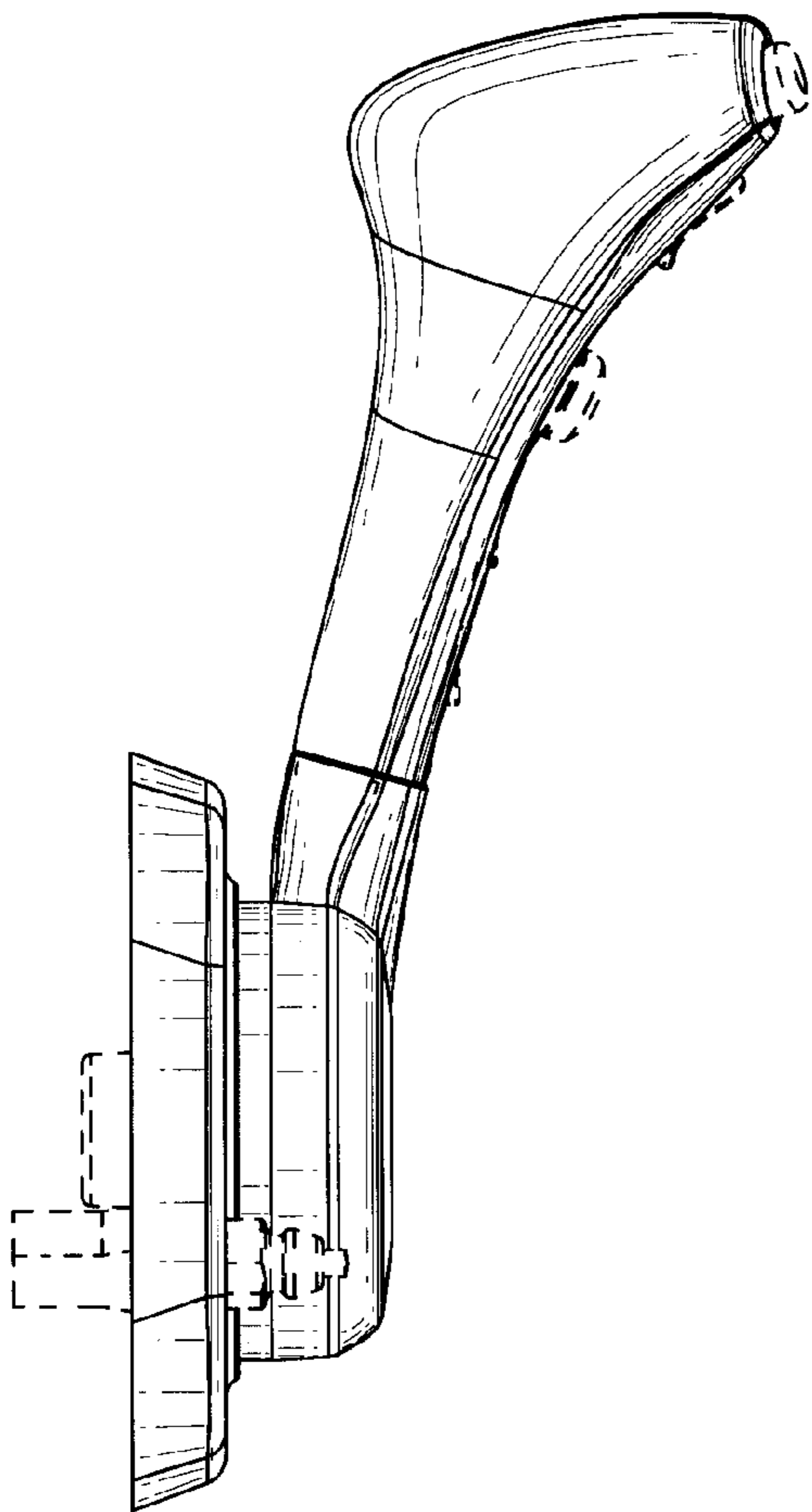


FIG. 2

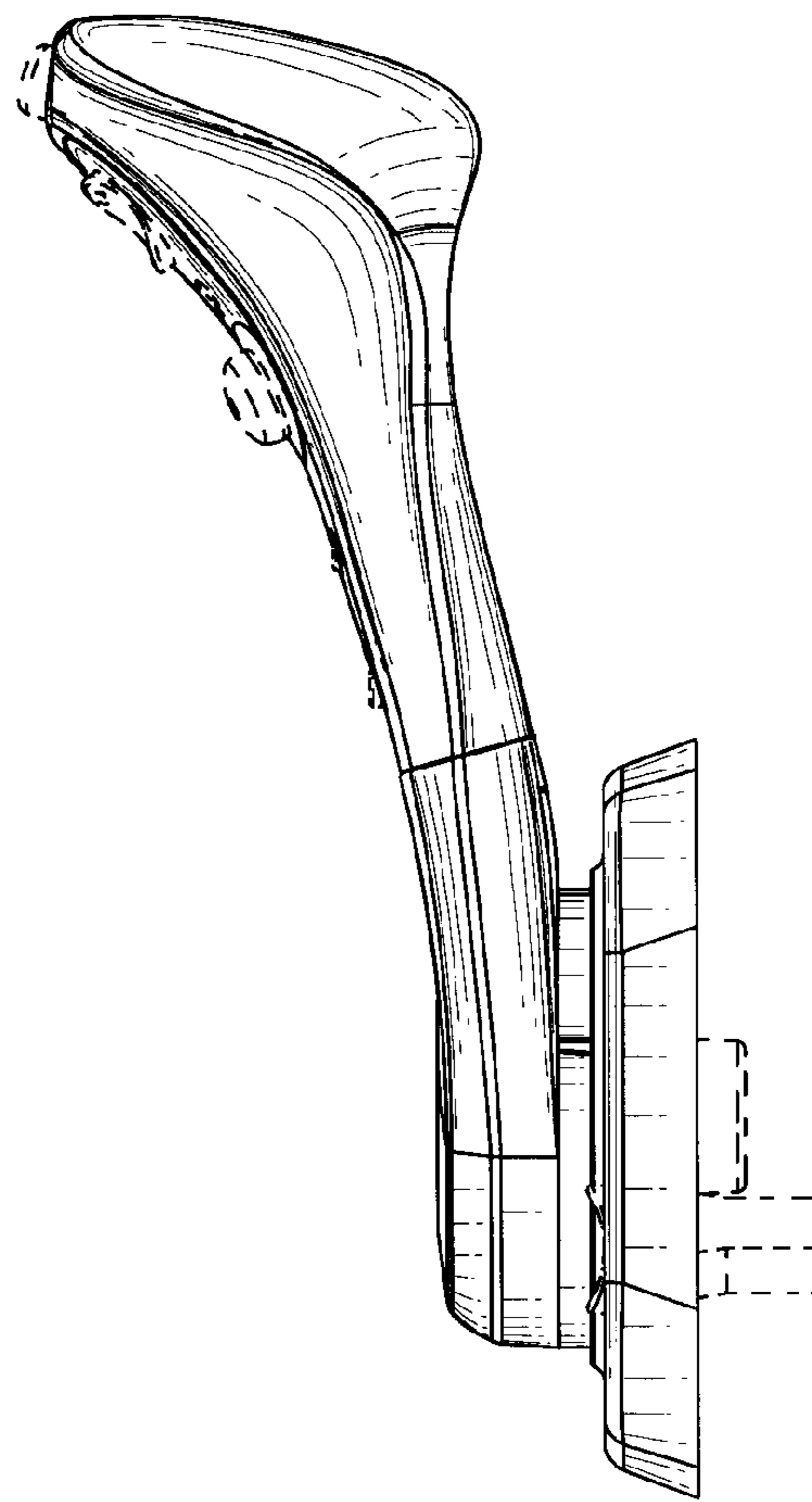


FIG. 3

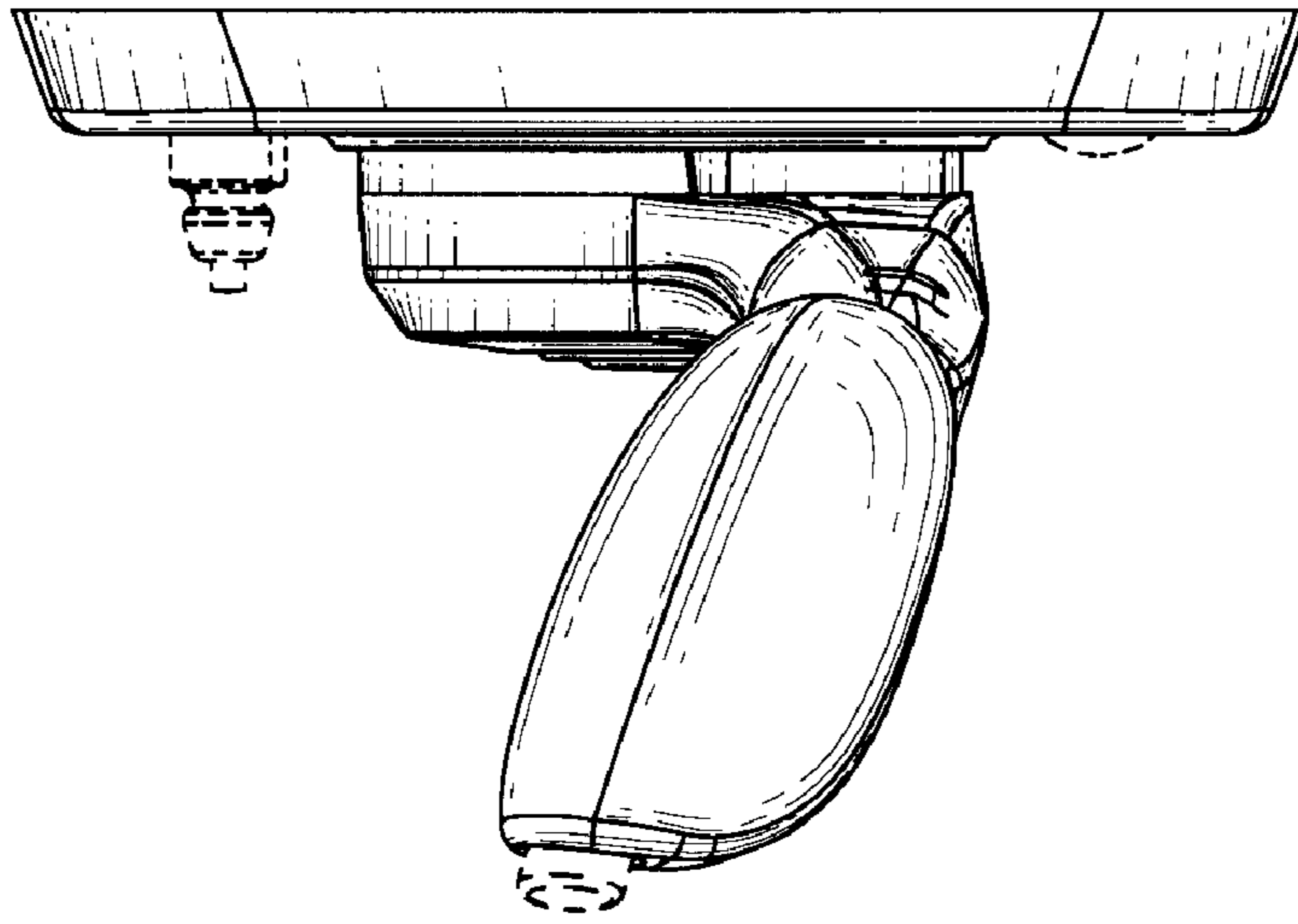


FIG. 4




FIG. 5

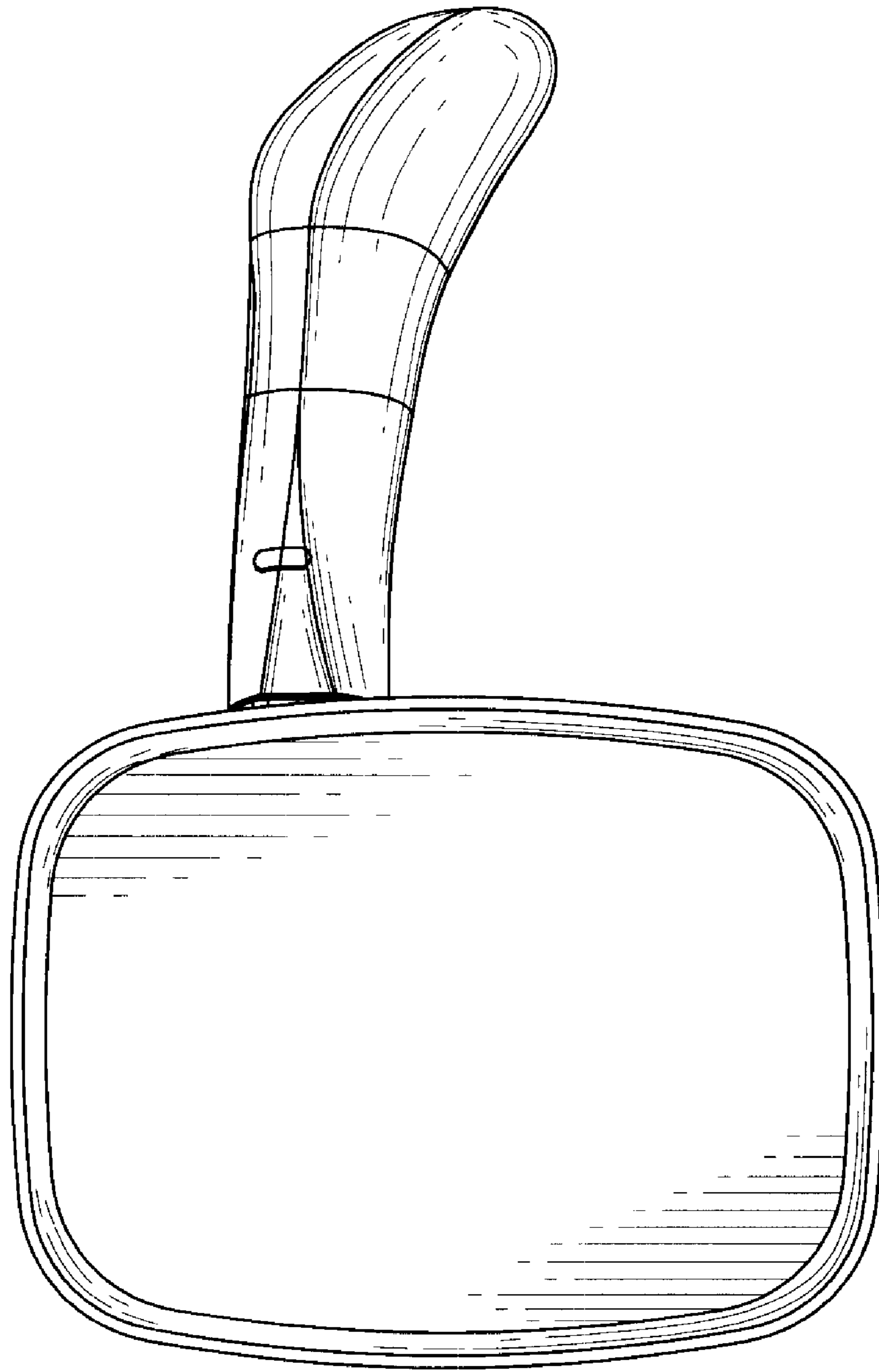


FIG. 6

UNITED STATES PATENT AND TRADEMARK OFFICE
CERTIFICATE OF CORRECTION

PATENT NO. : Des. 510,558 S
DATED : October 11, 2005
INVENTOR(S) : Rick et al.

Page 1 of 1

It is certified that error appears in the above-identified patent and that said Letters Patent is hereby corrected as shown below:

Title page.

Item [57], **DESCRIPTION**, insert the following paragraph:

-- The subject matter disclosed and claimed herein is related to the subject matter disclosed and claimed in the following U.S. Patent Applications, each of which was filed on Oct. 27, 2003: U.S. Patent Application Serial No. 29/192,617; U.S. Patent Application Serial No. 29/192,584; U.S. Patent Application Serial No. 29/192,577; U.S. Patent Application Serial No. 29/192,592; U.S. Patent Application Serial No. 29/192,593; U.S. Patent Application Serial No. 29/192,576 and U.S. Patent Application Serial No. 29/192,579 --.

Signed and Sealed this

Twenty-seventh Day of December, 2005

A handwritten signature in black ink on a light gray dotted background. The signature reads "Jon W. Dudas" in a cursive, stylized script.

JON W. DUDAS

Director of the United States Patent and Trademark Office