



US00D510544S

(12) **United States Design Patent**
Schreyer et al.

(10) **Patent No.:** **US D510,544 S**
(45) **Date of Patent:** **** Oct. 11, 2005**

(54) **VEHICLE**

D459,274 S * 6/2002 Warkuss et al. D12/92
D464,914 S * 10/2002 Warkuss et al. D12/91

(75) Inventors: **Peter Schreyer**, Ingolstadt (DE); **Ulrich Lammel**, Braunschweig (DE); **Robert Lesnik**, Braunschweig (DE)

* cited by examiner

Primary Examiner—Melody N. Brown

(73) Assignee: **Volkswagen AG** (DE)

(74) *Attorney, Agent, or Firm*—Ostrolenk, Faber, Gerb & Soffen, LLP; Klaus P. Stoffel

(**) Term: **14 Years**

(57) **CLAIM**

(21) Appl. No.: **29/211,948**

The ornamental design for a vehicle, as shown and described.

(22) Filed: **Aug. 24, 2004**

DESCRIPTION

(30) **Foreign Application Priority Data**

Apr. 15, 2004 (DE) 4 04 02 367

FIG. 1 is a front left side perspective view of the vehicle of the present invention;
FIG. 2 is a front right side perspective view thereof;
FIG. 3 is a front view thereof;
FIG. 4 is a rear left side perspective view thereof;
FIG. 5 is a rear right side perspective view thereof;
FIG. 6 is a rear view thereof;
FIG. 7 is a left side view thereof; and,
FIG. 8 is a right side view thereof.

(51) **LOC (8) Cl.** **12-08**

(52) **U.S. Cl.** **D12/92**

(58) **Field of Search** D12/90-92, 86;
D21/424, 433; 296/185

(56) **References Cited**

U.S. PATENT DOCUMENTS

D428,584 S * 7/2000 Warkuss D12/91

1 Claim, 4 Drawing Sheets





Fig. 1



Fig. 2



Fig. 3



Fig. 4



Fig. 5




Fig. 6




Fig. 7




Fig. 8