



US00D510536S

(12) **United States Design Patent**
Li

(10) **Patent No.:** **US D510,536 S**

(45) **Date of Patent:** **** Oct. 11, 2005**

(54) **REMOTE CONTROLLER FOR VEHICLE SECURITY SYSTEM**

(76) **Inventor:** **Miao-Yan Li**, No. 9, Alley 2,
Dayongbian Road, Xiaolan Town,
Zhongshan 528415 (CN)

(**) **Term:** **14 Years**

(21) **Appl. No.:** **29/203,935**

(22) **Filed:** **Apr. 21, 2004**

(51) **LOC (8) Cl.** **10-05**

(52) **U.S. Cl.** **D10/106**

(58) **Field of Search** D14/496, 240,
D14/218, 167; D13/168; D10/78, 106, 104;
340/426.22, 937; 348/734; 455/352, 353,
354, 355

(56) **References Cited**

U.S. PATENT DOCUMENTS

D360,154 S	*	7/1995	Jung	D10/104
D398,588 S	*	9/1998	Pinardi et al.	D13/168
D406,779 S	*	3/1999	Pinardi et al.	D10/104
D411,585 S	*	6/1999	Liu	D21/329
D423,462 S	*	4/2000	Jimenez et al.	D13/168
D435,834 S	*	1/2001	Picozza et al.	D13/168
D457,455 S	*	5/2002	Lin	D10/104
D459,263 S	*	6/2002	Flick	D10/106
D459,314 S	*	6/2002	Flick	D13/168
D461,458 S	*	8/2002	Lin	D13/168

D475,026 S	*	5/2003	Buczek et al.	D13/168
D478,052 S	*	8/2003	Thomas, Jr.	D13/168
D479,211 S	*	9/2003	Siddoway et al.	D14/137
D480,056 S	*	9/2003	Arcieri	D13/168
D486,144 S	*	2/2004	Esslinger et al.	D14/218
D488,830 S	*	4/2004	Joachim	D18/7
D492,937 S	*	7/2004	Ng et al.	D13/168
D494,157 S	*	8/2004	Wikel et al.	D14/240
D496,911 S	*	10/2004	To	D13/168
D496,912 S	*	10/2004	To	D13/168

* cited by examiner

Primary Examiner—Joel A. Sincavage

Assistant Examiner—Austin Murphy

(74) *Attorney, Agent, or Firm*—Andrus, Scales, Strake & Sawall, LLP

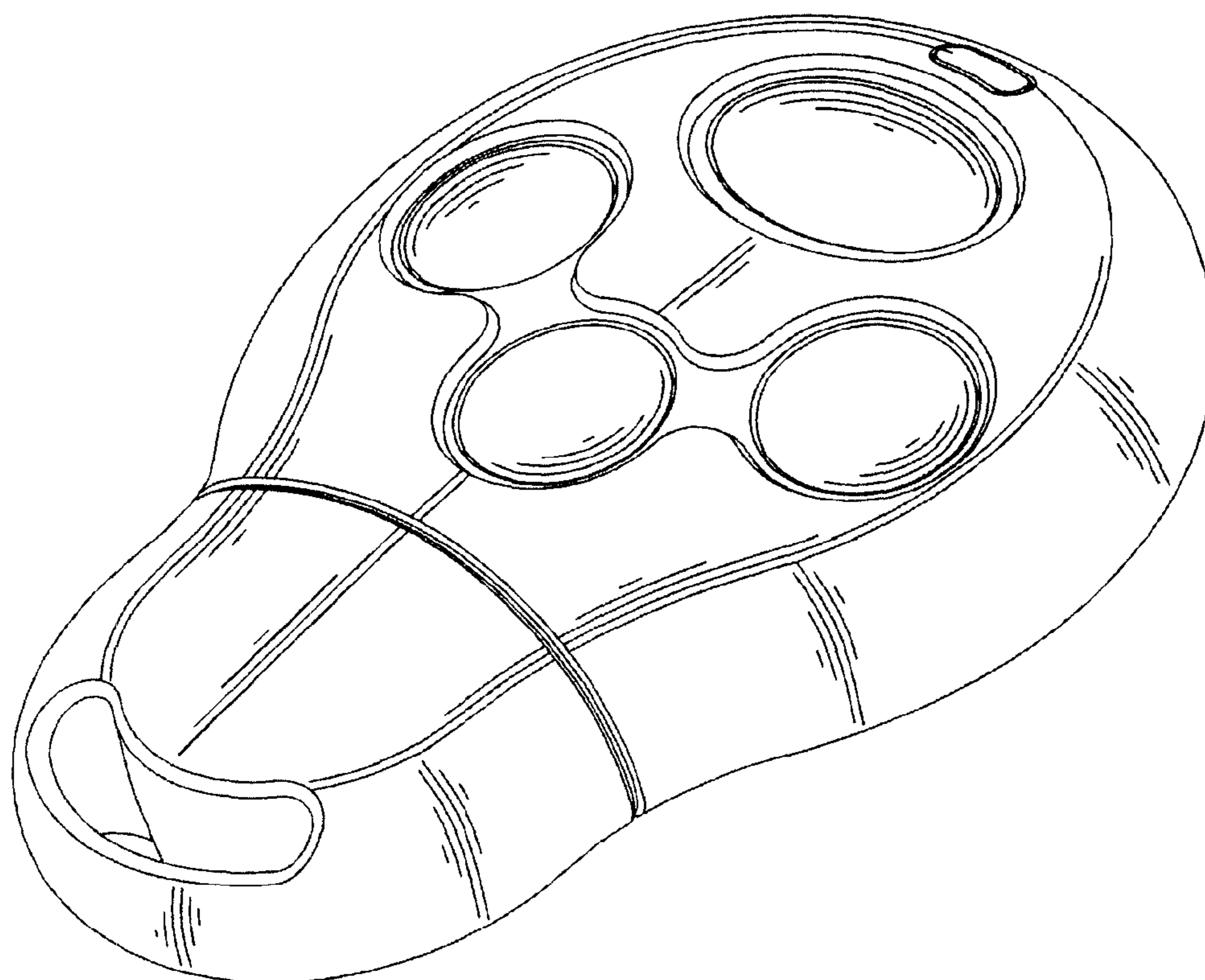
(57) **CLAIM**

I claim the ornamental design for a remote controller for vehicle security system, as shown.

DESCRIPTION

FIG. 1 is a perspective view of a remote controller for vehicle security system showing my new design; FIG. 2 is a front elevational view thereof; FIG. 3 is a rear elevational view thereof; FIG. 4 is a left side elevational view thereof; FIG. 5 is a right side elevational view thereof; FIG. 6 is a top plan view thereof; and, FIG. 7 is a bottom plan view thereof.

1 Claim, 5 Drawing Sheets



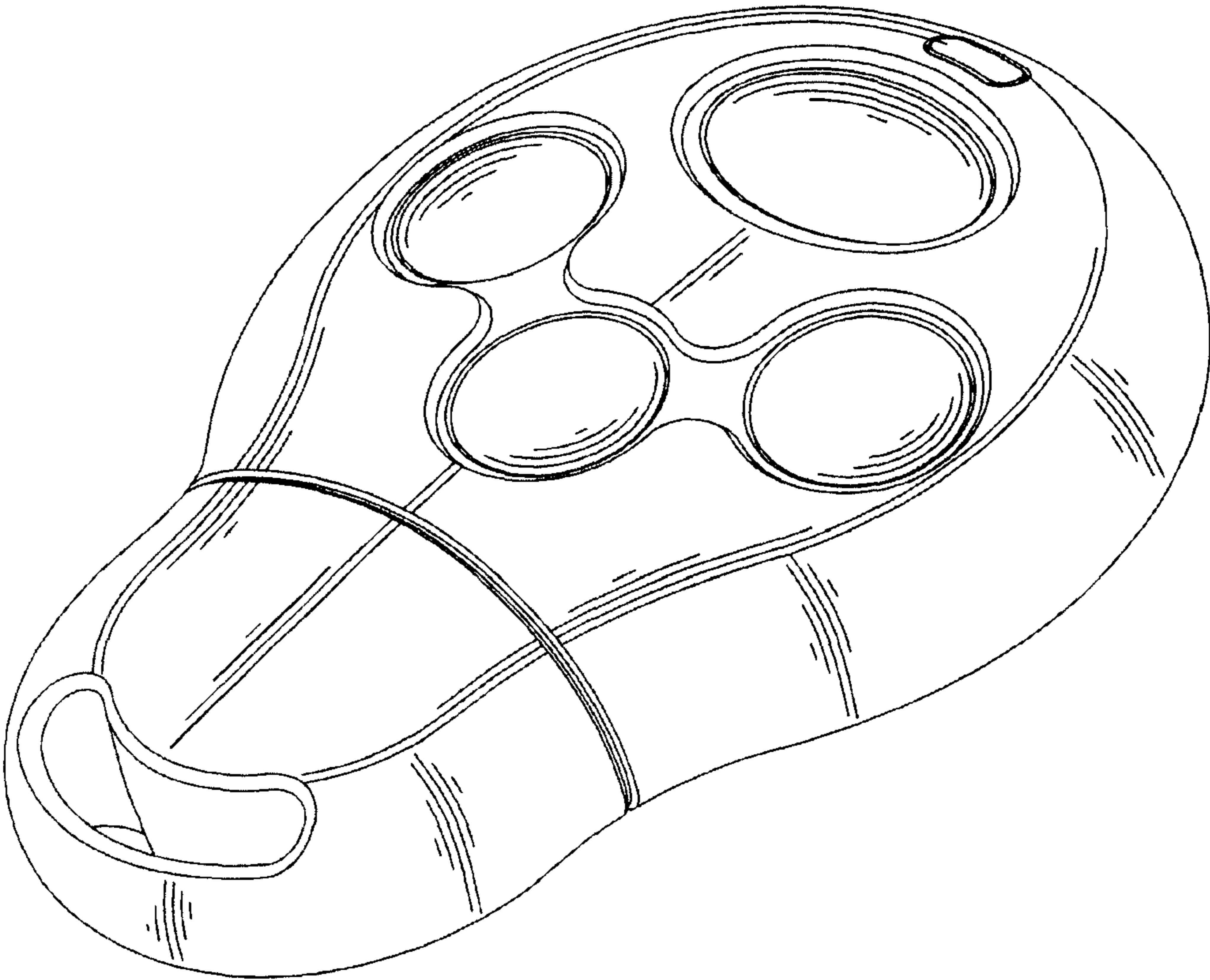


FIG. 1

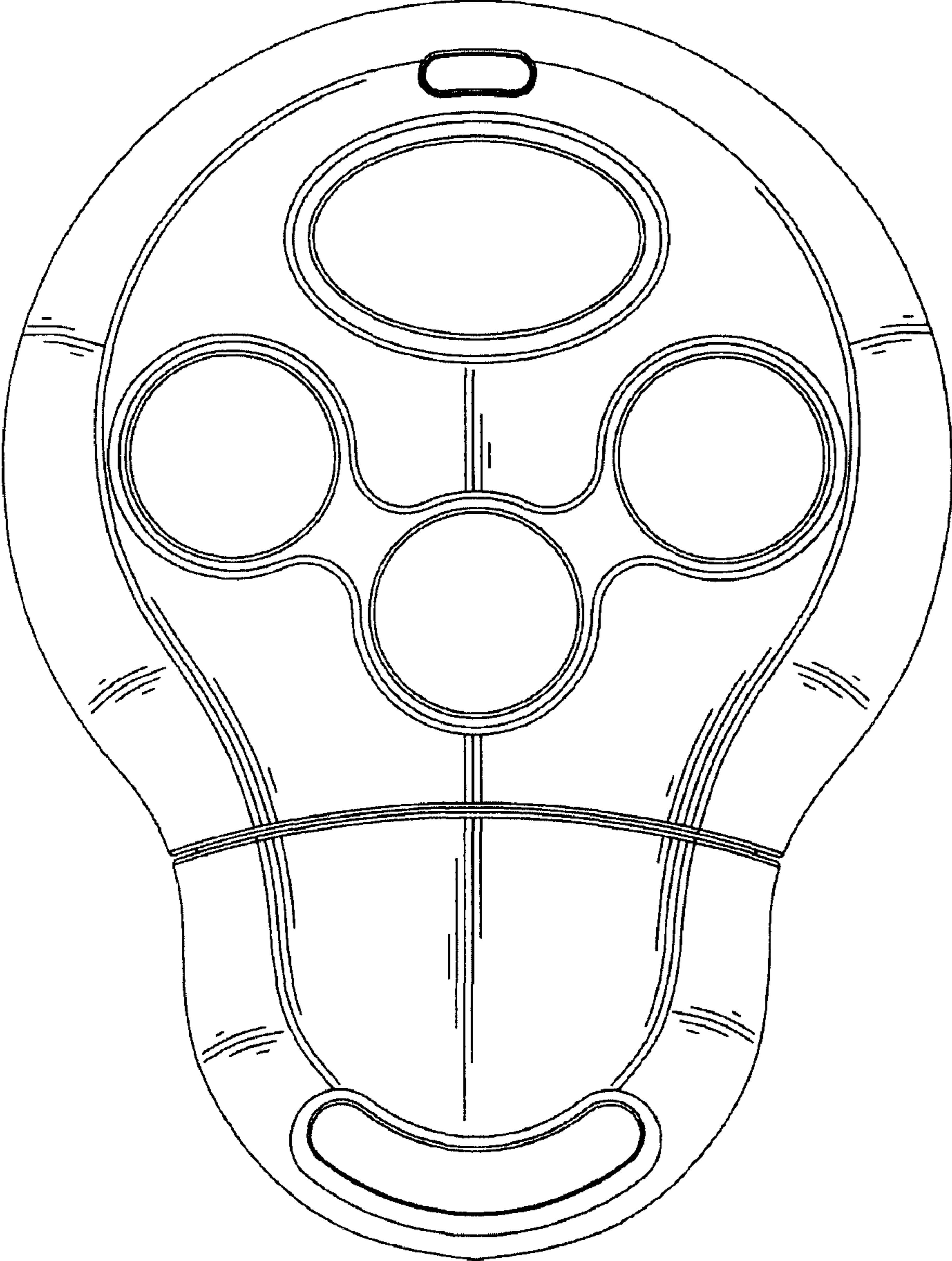


FIG. 2

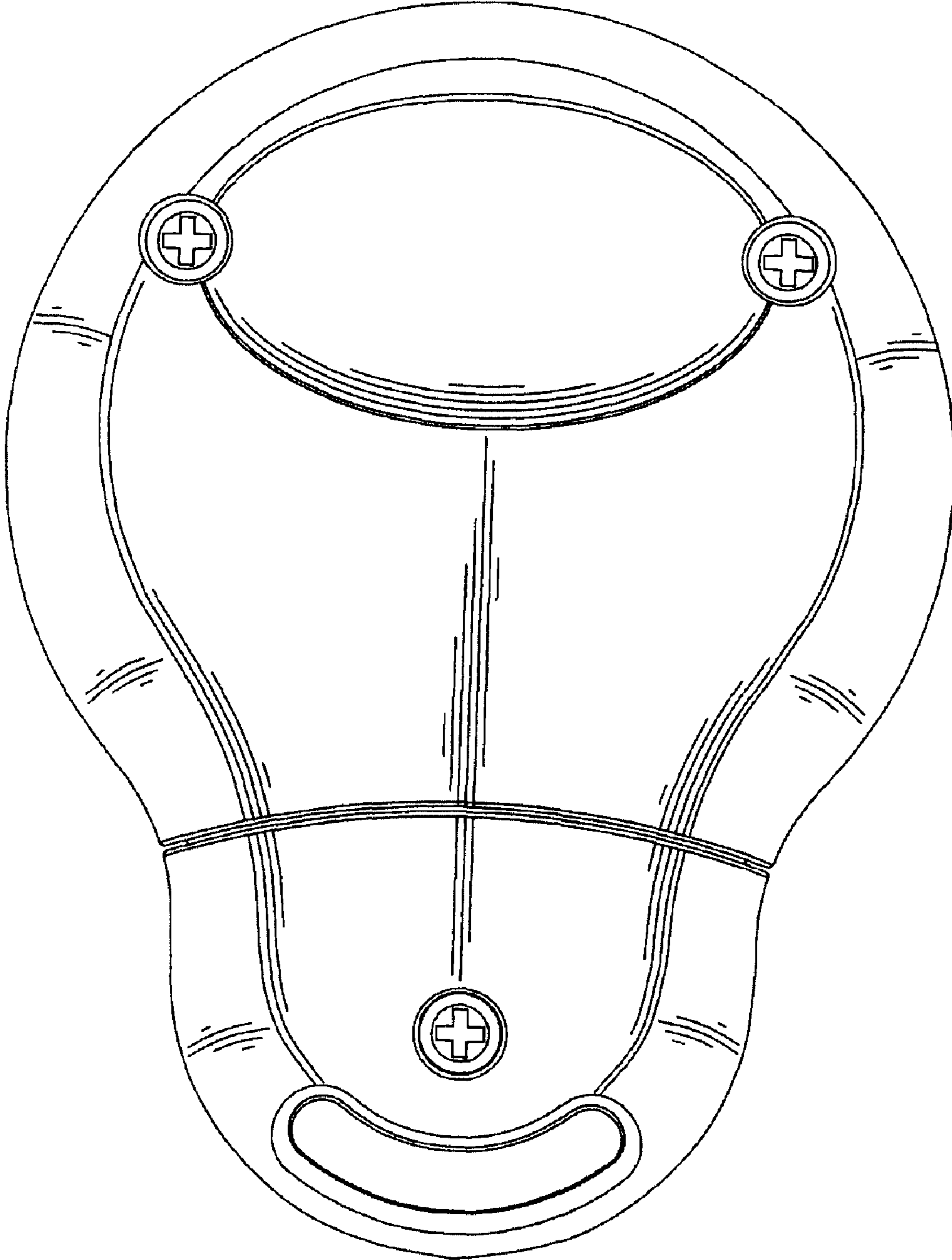


FIG. 3

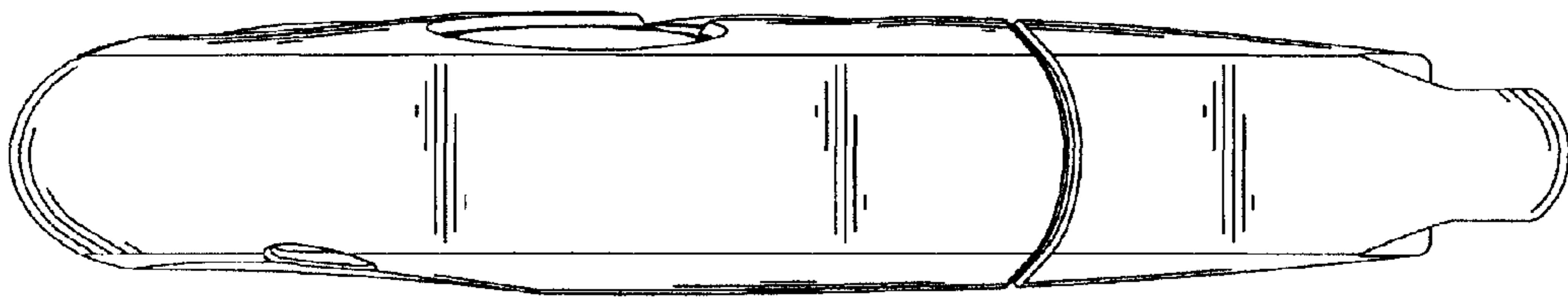


FIG. 4

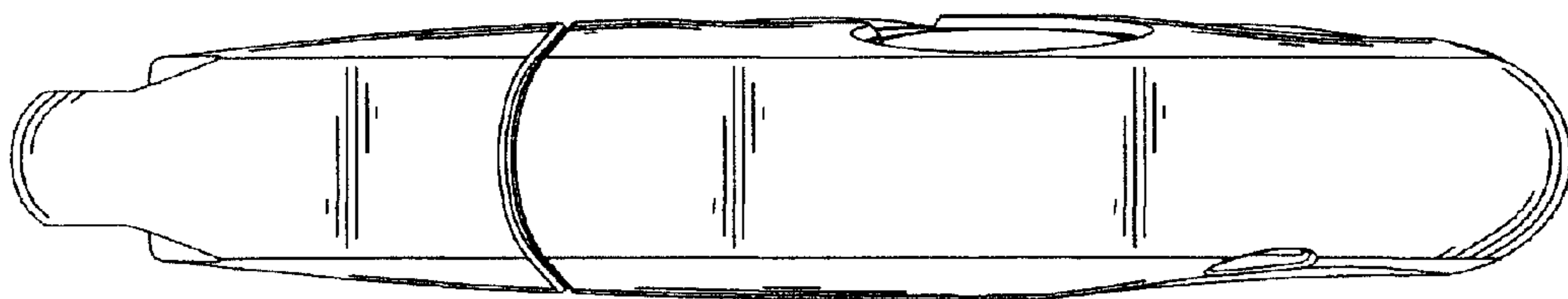


FIG. 5

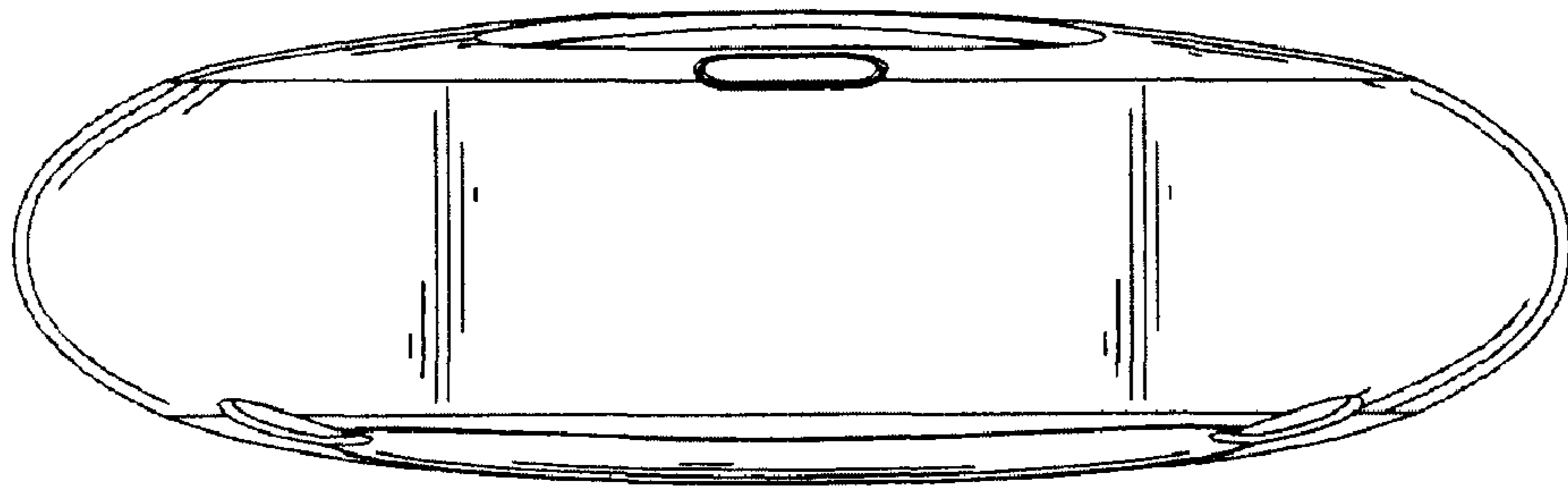


FIG. 6




FIG. 7