



US00D510529S

(12) **United States Design Patent**
Yates, III

(10) **Patent No.: US D510,529 S**

(45) **Date of Patent: ** Oct. 11, 2005**

(54) **DUAL CAVITY BOTTLE**

(76) **Inventor: William M. Yates, III, 25 San Angelo,
Foothill Ranch, CA (US) 92610**

(**) **Term: 14 Years**

(21) **Appl. No.: 29/202,579**

(22) **Filed: Apr. 1, 2004**

(51) **LOC (8) Cl. 09-01**

(52) **U.S. Cl. D9/743; D9/552**

(58) **Field of Search D9/516, 522, 524,
D9/538, 549, 552, 565, 574-575, 738-747;
D7/598; 222/129, 196.4; 220/23.2, 23.4,
23.6, 23.8, 23.83, 4.27; 215/6, 10, 381-385,
396, 398**

(56) **References Cited**

U.S. PATENT DOCUMENTS

D313,346 S	*	1/1991	Fiore	D9/516 X
D313,347 S	*	1/1991	Fiore	D9/524
D324,331 S	*	3/1992	Schmidt	D9/516
D324,995 S	*	3/1992	Yan	D9/743
D393,202 S	*	4/1998	Bertolini et al.	D9/741
5,740,947 A	*	4/1998	Flaig et al.	220/23.4 X

D404,302 S	*	1/1999	Martin	D9/743
D429,633 S	*	8/2000	Godio	D9/743
6,186,349 B1	*	2/2001	Tempongko	222/4.22
D441,293 S	*	5/2001	Togasawa	D9/529
6,223,942 B1	*	5/2001	Markey et al.	222/94
D472,150 S	*	3/2003	Yourist	D9/574 X
D480,648 S	*	10/2003	Hawkes	D9/552 X

* cited by examiner

Primary Examiner—Carol Rademaker

(57) **CLAIM**

The ornamental design for a dual cavity bottle, as shown and described.

DESCRIPTION

FIG. 1 is a perspective view of the claimed design;
 FIG. 2 is a top plan view thereof;
 FIG. 3 is a front side elevation view thereof, the rear elevation being identical thereto;
 FIG. 4 is a side elevation view, the opposite side elevation view being identical thereto;
 FIG. 5 is a bottom plan view thereof; and,
 FIG. 6 is a perspective view of the dual cavities of the claimed design.

1 Claim, 4 Drawing Sheets

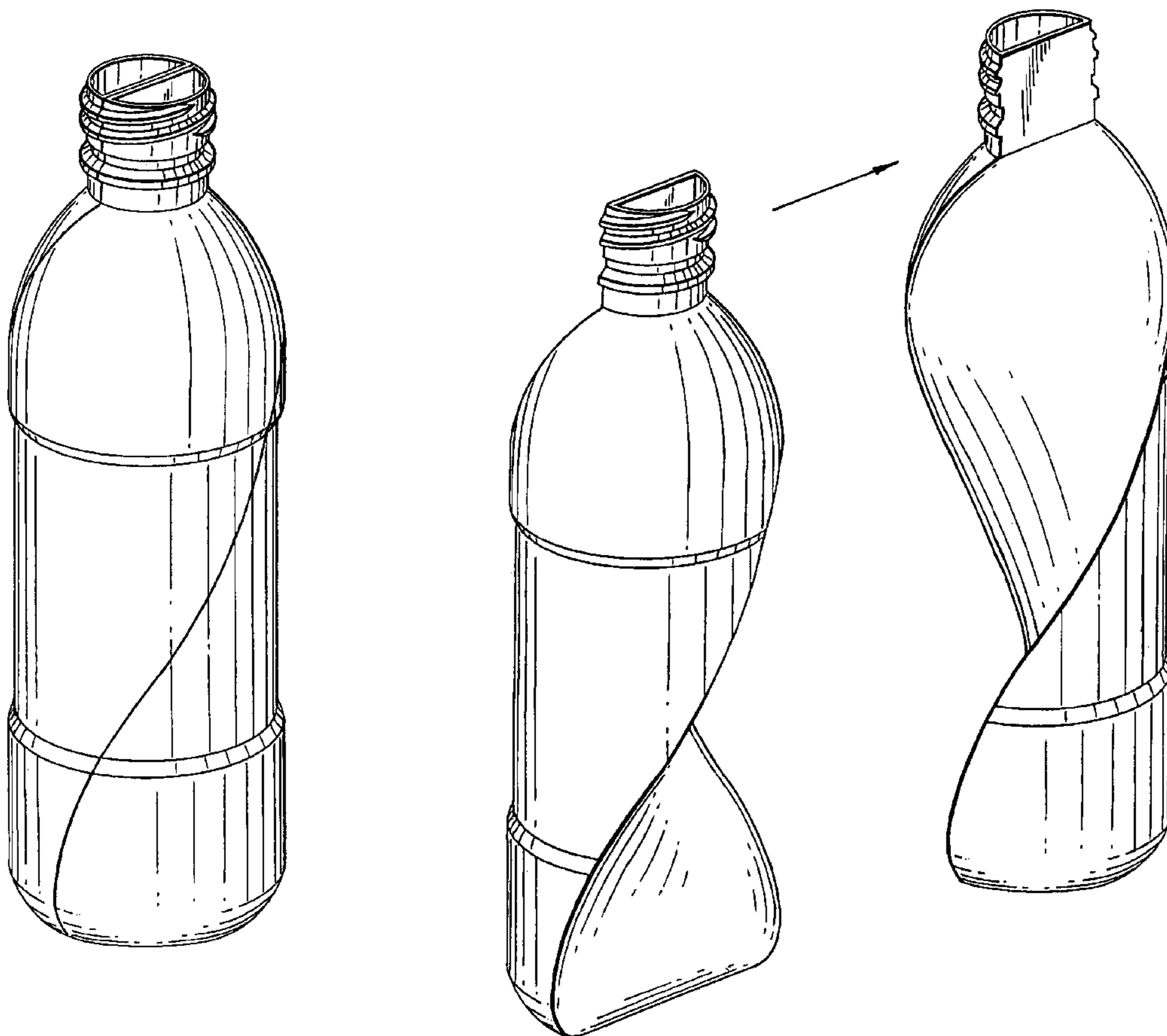
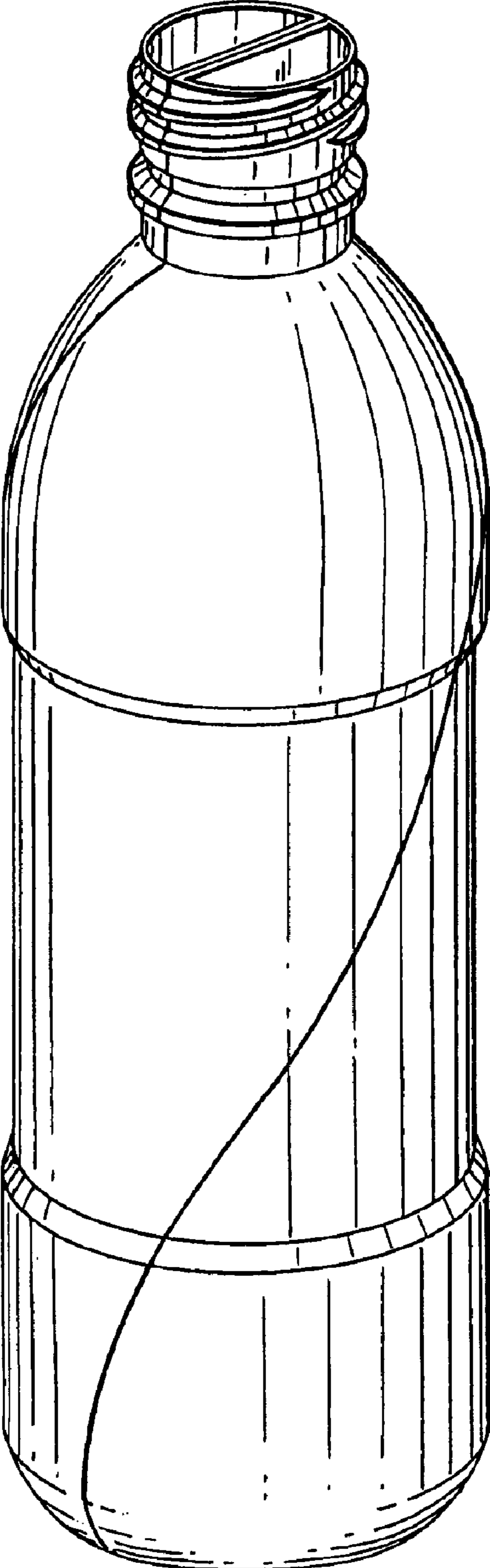


FIG. 1



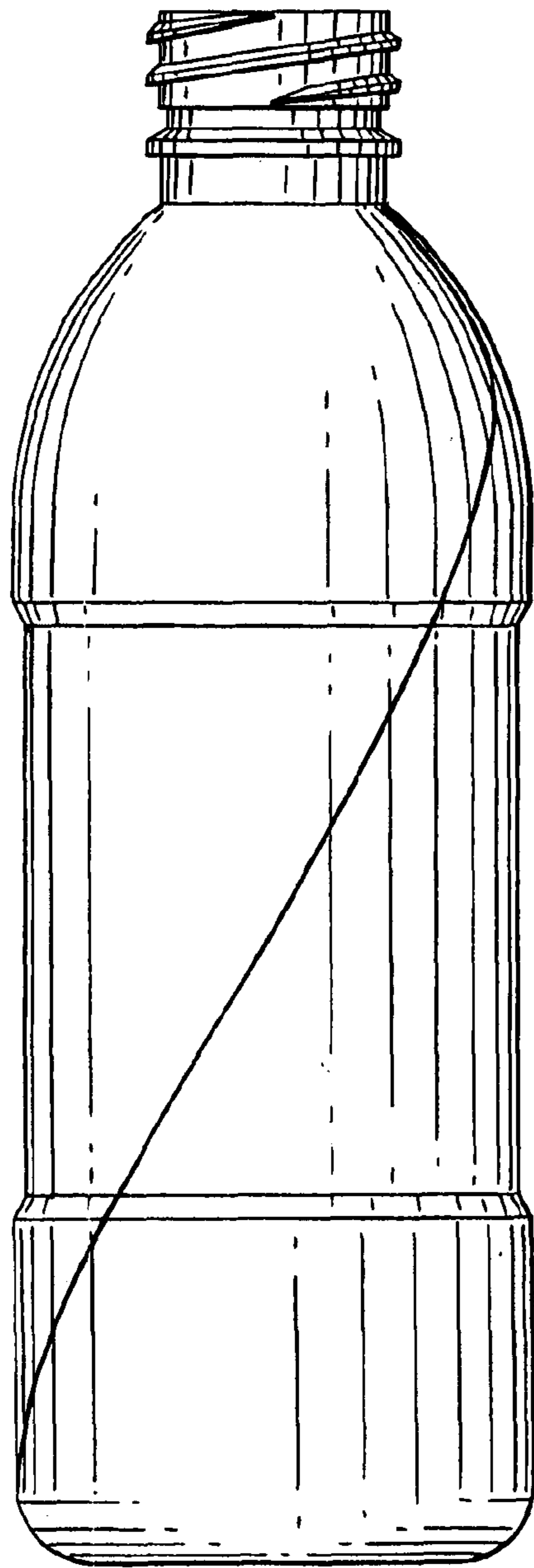


FIG. 3

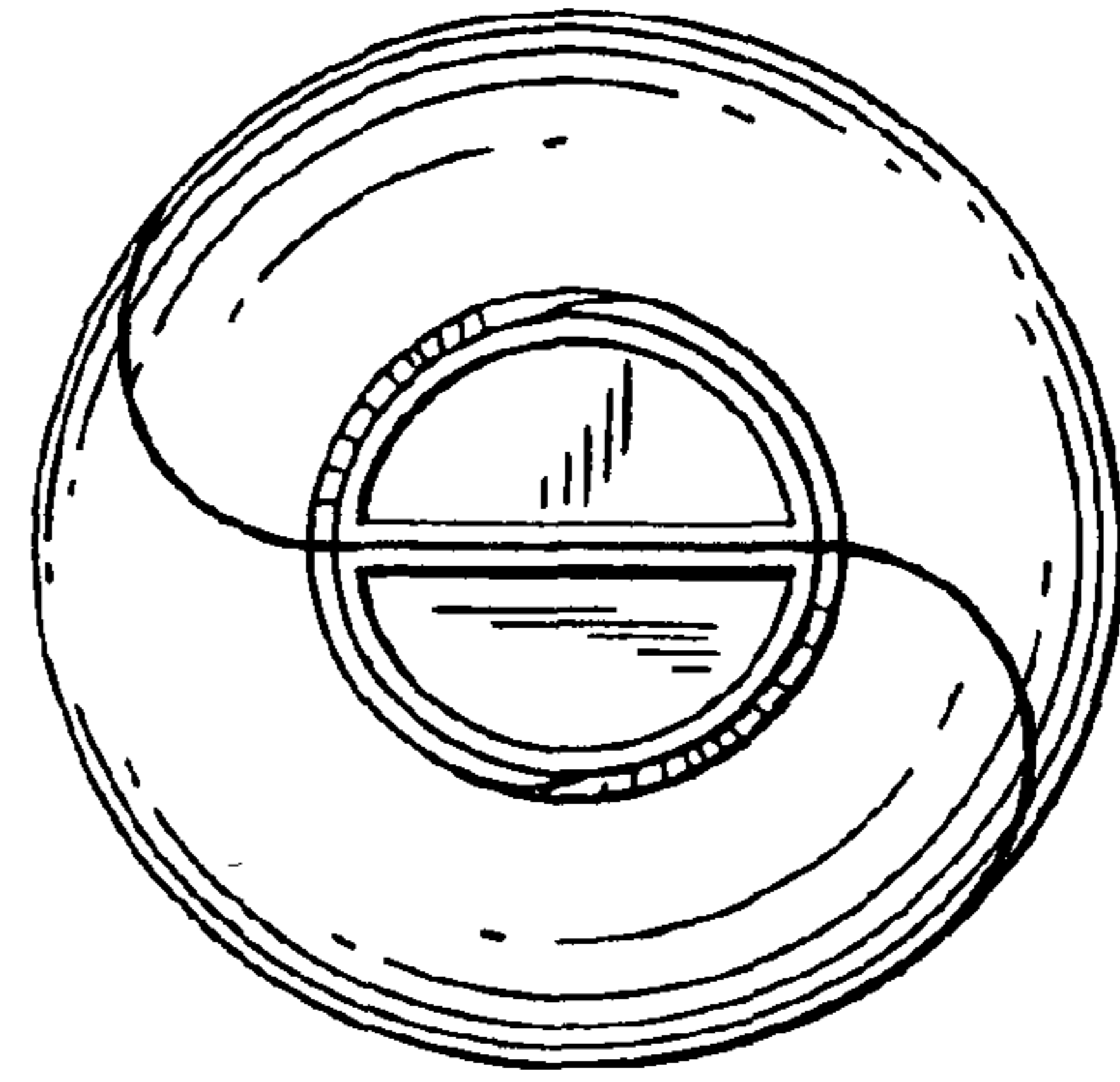


FIG. 2

FIG.4

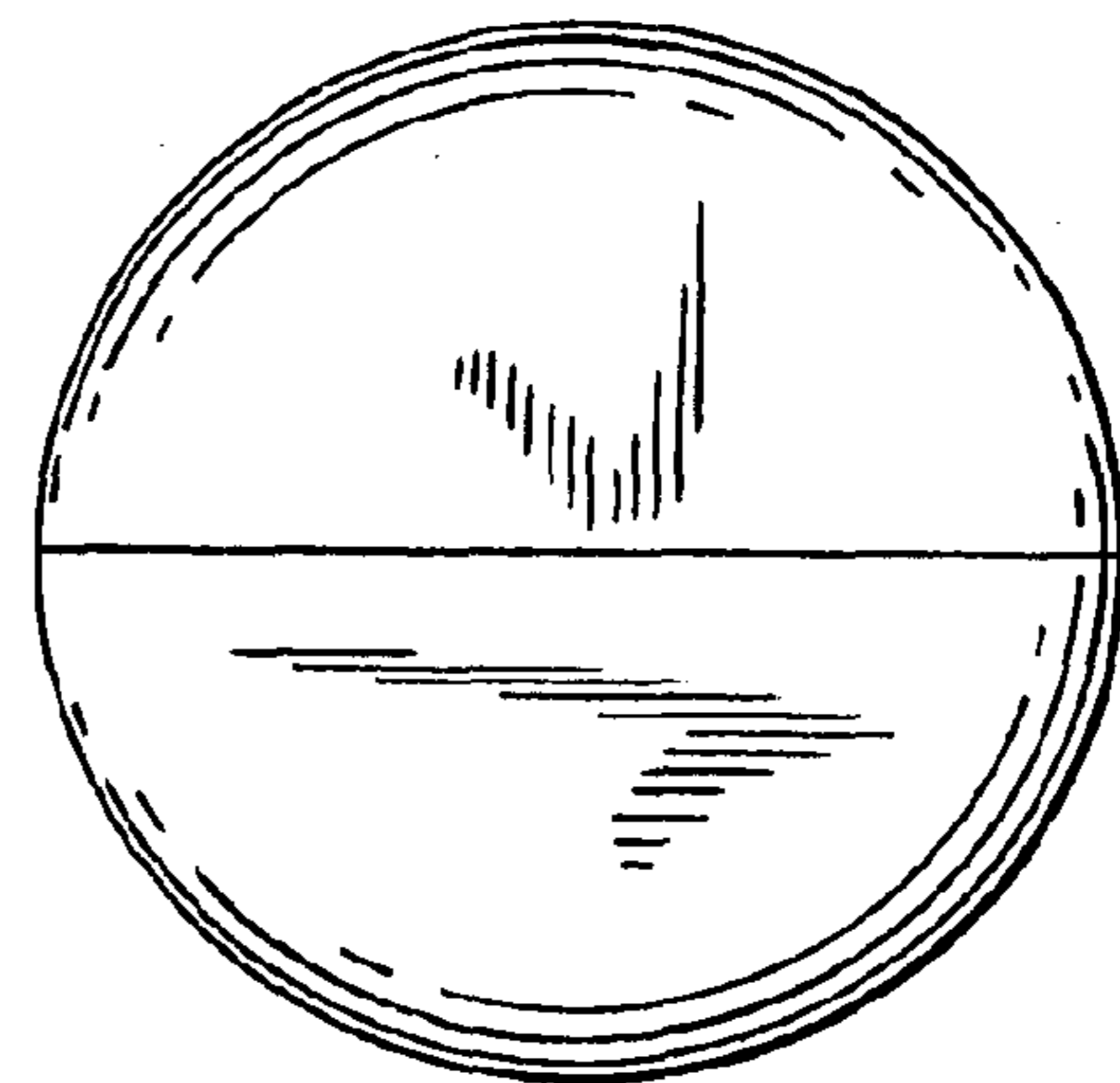



FIG.5

