



US00D510525S

(12) **United States Design Patent**
Honkawa

(10) **Patent No.:** **US D510,525 S**
(45) **Date of Patent:** **** Oct. 11, 2005**

(54) **BOTTLE**

(75) **Inventor:** **Bryan Honkawa, Los Angeles, CA (US)**

(73) **Assignee:** **PomWonderful LLC, Los Angeles, CA (US)**

(**) **Term:** **14 Years**

(21) **Appl. No.:** **29/218,592**

(22) **Filed:** **Dec. 2, 2004**

(51) **LOC (8) Cl.** **09-01**

(52) **U.S. Cl.** **D9/539; D9/519; D9/557; D9/558; D9/571**

(58) **Field of Search** **D9/682, 684-686, D9/688-692, 723-727, 738, 743-747, 500, 502-505, 516, 519, 521, 529-530, 537-540, 545, 549, 558; D11/125, 157; D28/4, 7, 76, 88-90; 215/382-384, 396, 398, 400, 10, 12.1-12.3, 12.5; D24/121, 197, 224; D7/306**

(56) **References Cited**

U.S. PATENT DOCUMENTS

186,938 A	*	2/1877	King	215/40
D48,007 S		10/1915	Orem	D9/542
D54,682 S		3/1920	Root	D9/500
D67,842 S		9/1925	Mas	D9/538
D81,999 S	*	9/1930	Rithner	D26/11
D86,155 S		2/1932	Domont	D9/646
D121,802 S		8/1940	Benjamin, Jr.	D9/502
D155,005 S	*	8/1949	Graham	D9/617
D178,562 S	*	8/1956	Blamey, Jr.	D9/757
D180,964 S	*	9/1957	Slater	D28/88
D206,464 S	*	12/1966	Roberts	D9/538
D225,725 S		1/1973	Pettengill	D9/500
D225,727 S		1/1973	Pettengill	D9/500
D287,323 S	*	12/1986	Bussell	D7/521
D287,461 S	*	12/1986	Bussell	D9/655
D289,678 S	*	5/1987	Kwiatkowski	D23/367
D304,159 S		10/1989	Kleinert	D9/523
D323,615 S	*	2/1992	Carlstrom	D9/746

D333,261 S	*	2/1993	Van Erkel	D11/125
D362,929 S	*	10/1995	Strong	D32/1
D367,293 S		2/1996	Williams	D19/51
D368,311 S		3/1996	Cockram	D24/197
D368,312 S		3/1996	Cockram	D24/197
D370,410 S	*	6/1996	Kroll	D9/617
5,622,070 A		4/1997	Bulso, Jr.	72/68
D401,270 S		11/1998	Cockram	D19/51

(Continued)

FOREIGN PATENT DOCUMENTS

GB	2066613	*	11/1997
GB	3006993	*	1/2003

Primary Examiner—Carol Rademaker

(74) *Attorney, Agent, or Firm*—Jeffer, Mangels, Butler & Marmaro LLP


(57) **CLAIM**

The ornamental design for a bottle, as shown and described.

DESCRIPTION

FIG. 1 is a perspective view of a bottle embodying my new design, the bottle being opaque;
 FIG. 2 is a top plan view of the bottle of FIG. 1;
 FIG. 3 is a side elevational view of the bottle of FIG. 1;
 FIG. 4 is a perspective view of a second embodiment of the bottle embodying my new design, the bottle being opaque;
 FIG. 5 is a top plan view of the bottle of FIG. 4;
 FIG. 6 is a side elevational view of the bottle of FIG. 4;
 FIG. 7 is a perspective view of a third embodiment of the bottle embodying my new design, the bottle being transparent;
 FIG. 8 is a top plan view of the bottle of FIG. 7;
 FIG. 9 is a side elevational view of the bottle of FIG. 7;
 FIG. 10 is a perspective view of a fourth embodiment of the bottle embodying my new design, the bottle being transparent;
 FIG. 11 is a top plan view of the bottle of FIG. 10; and,
 FIG. 12 is a side elevational view of the bottle of FIG. 10.
 The broken line showing in FIGS. 1-12 is for environmental purposes only and forms no part of the claimed design.

1 Claim, 4 Drawing Sheets



US D510,525 S

Page 2

U.S. PATENT DOCUMENTS

D401,887 S	*	12/1998	Yang	D11/164	D476,899 S		7/2003	Honkawa	D9/539
D406,368 S		3/1999	Joergensen	D26/11	D484,810 S	*	1/2004	Rosen	D9/559
D412,118 S		7/1999	Roden	D9/502	D487,697 S	*	3/2004	Rosen	D9/519 X
D458,143 S		6/2002	Ackerman	D9/549					

* cited by examiner

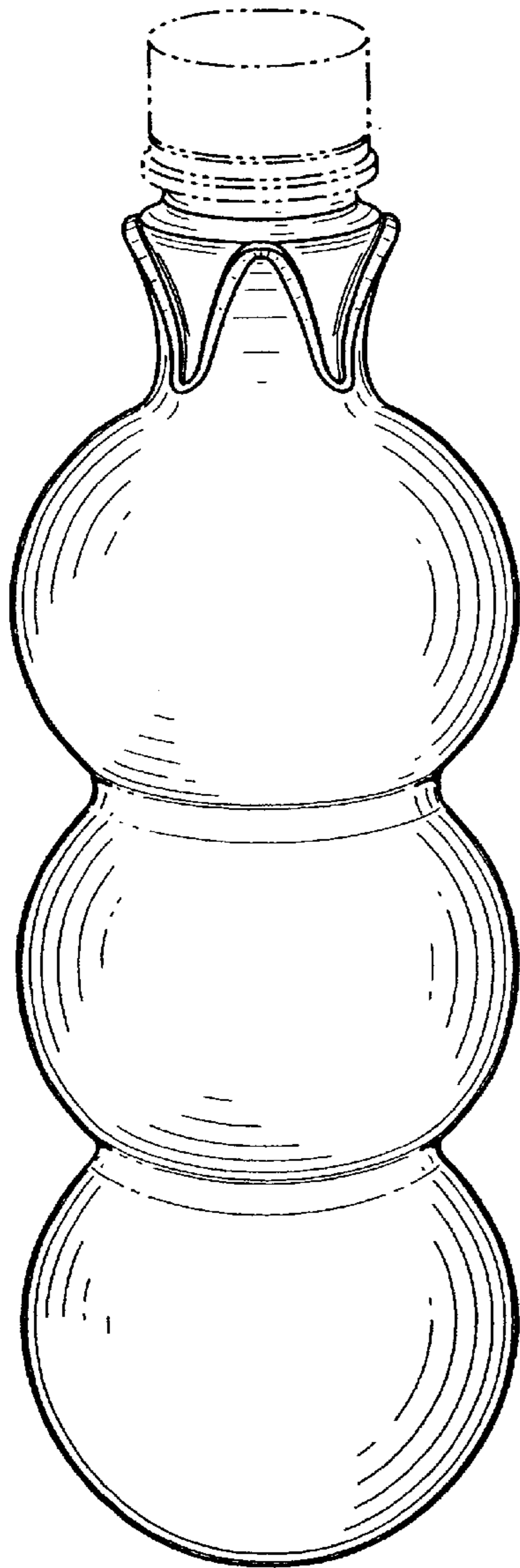


Fig. 1

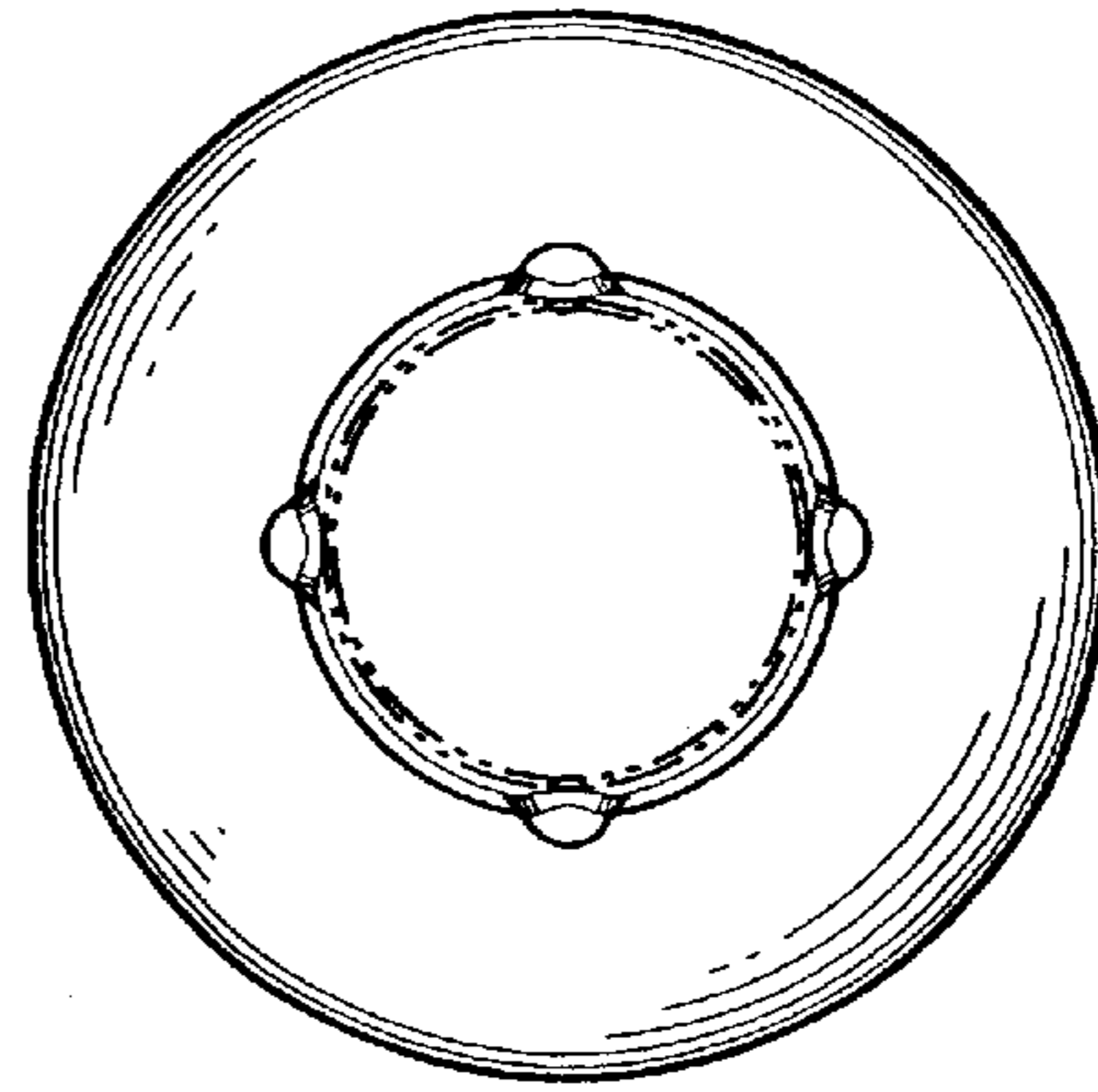


Fig. 2

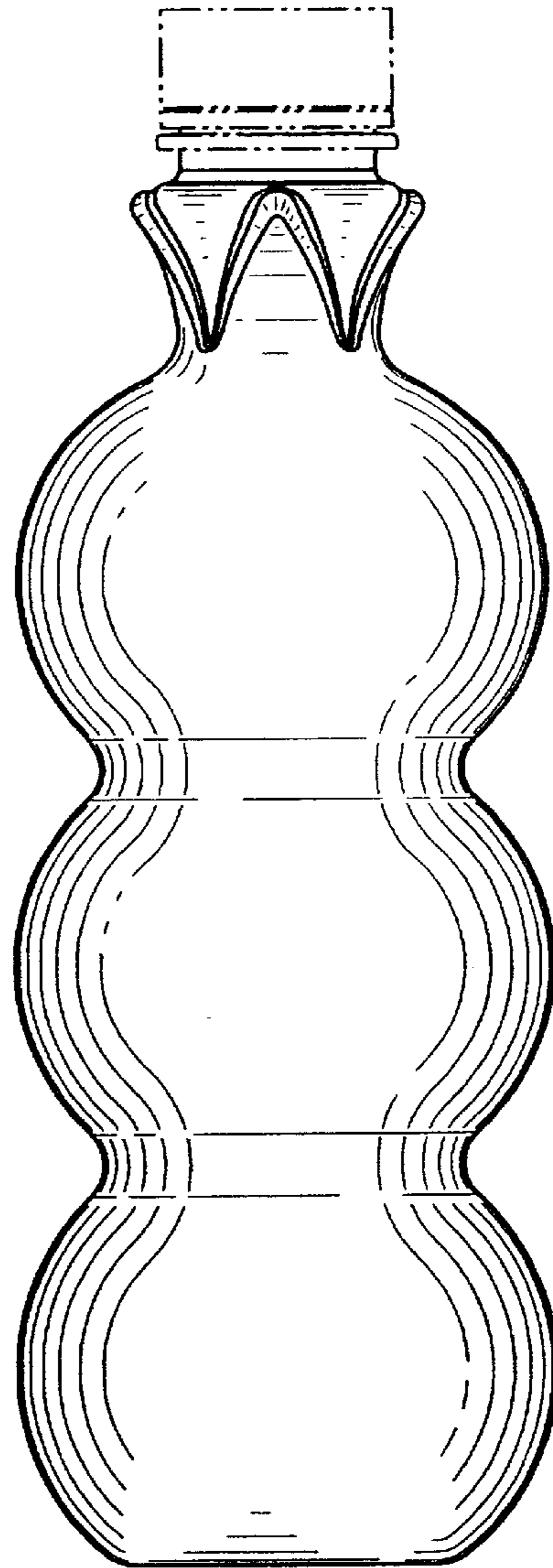


Fig. 3

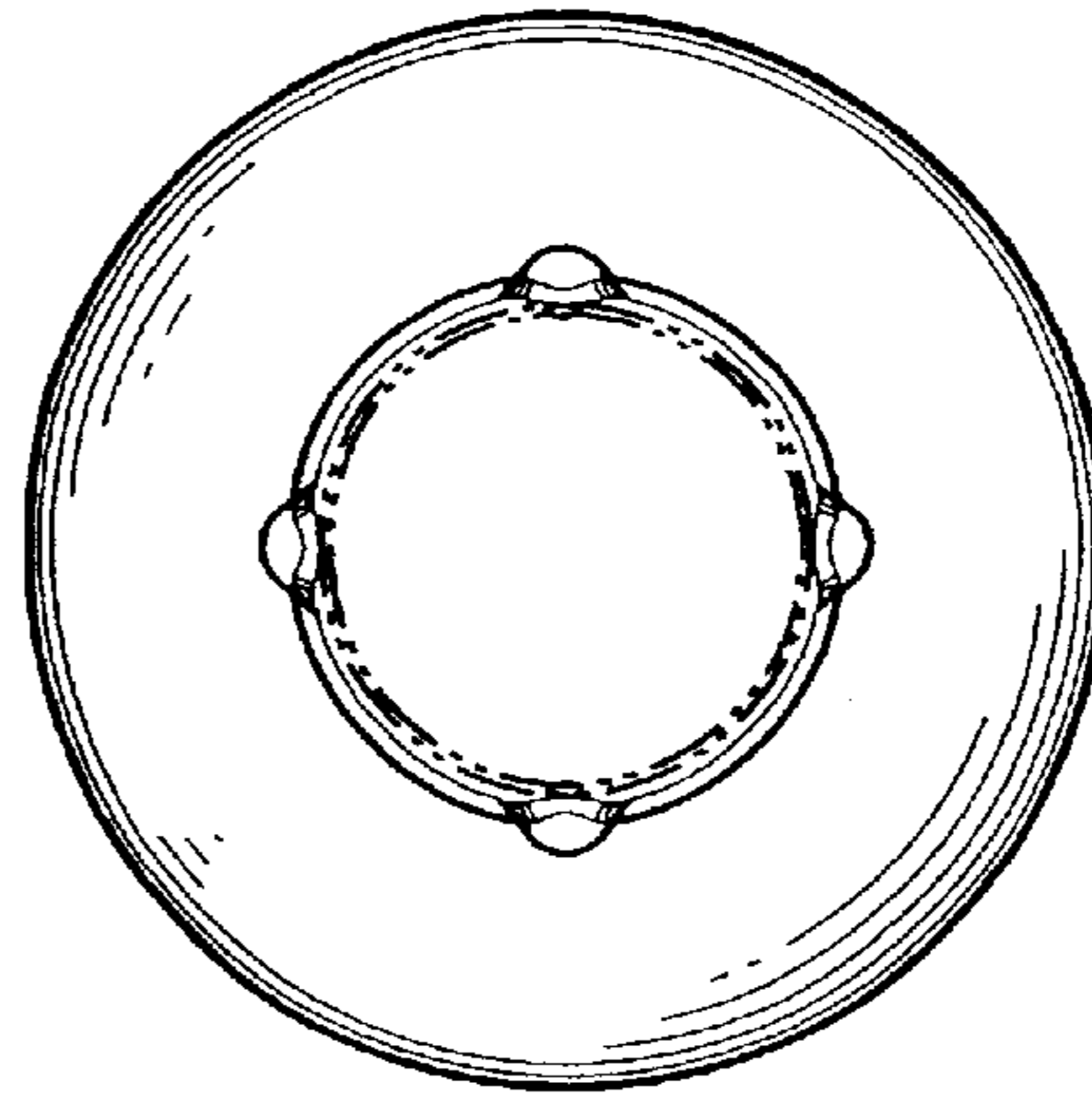


Fig. 5

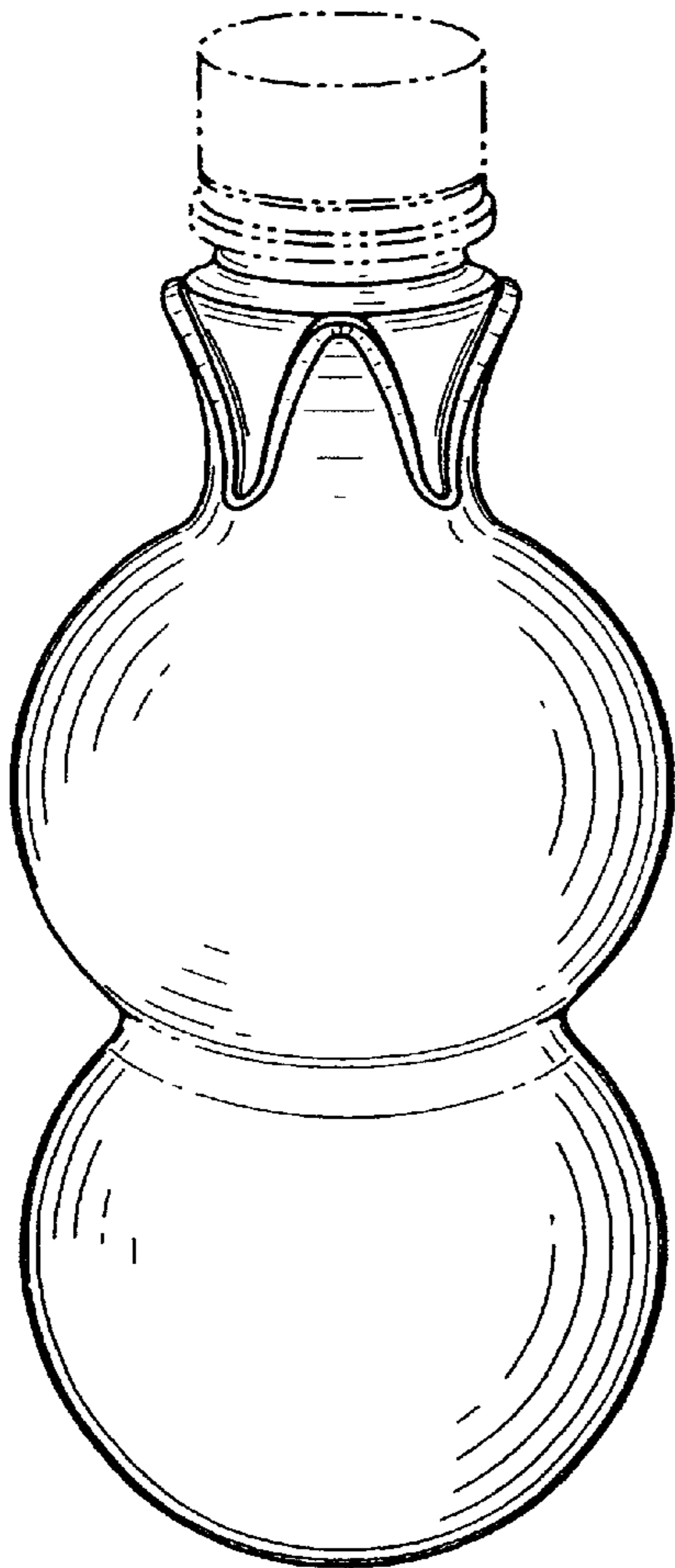


Fig. 4

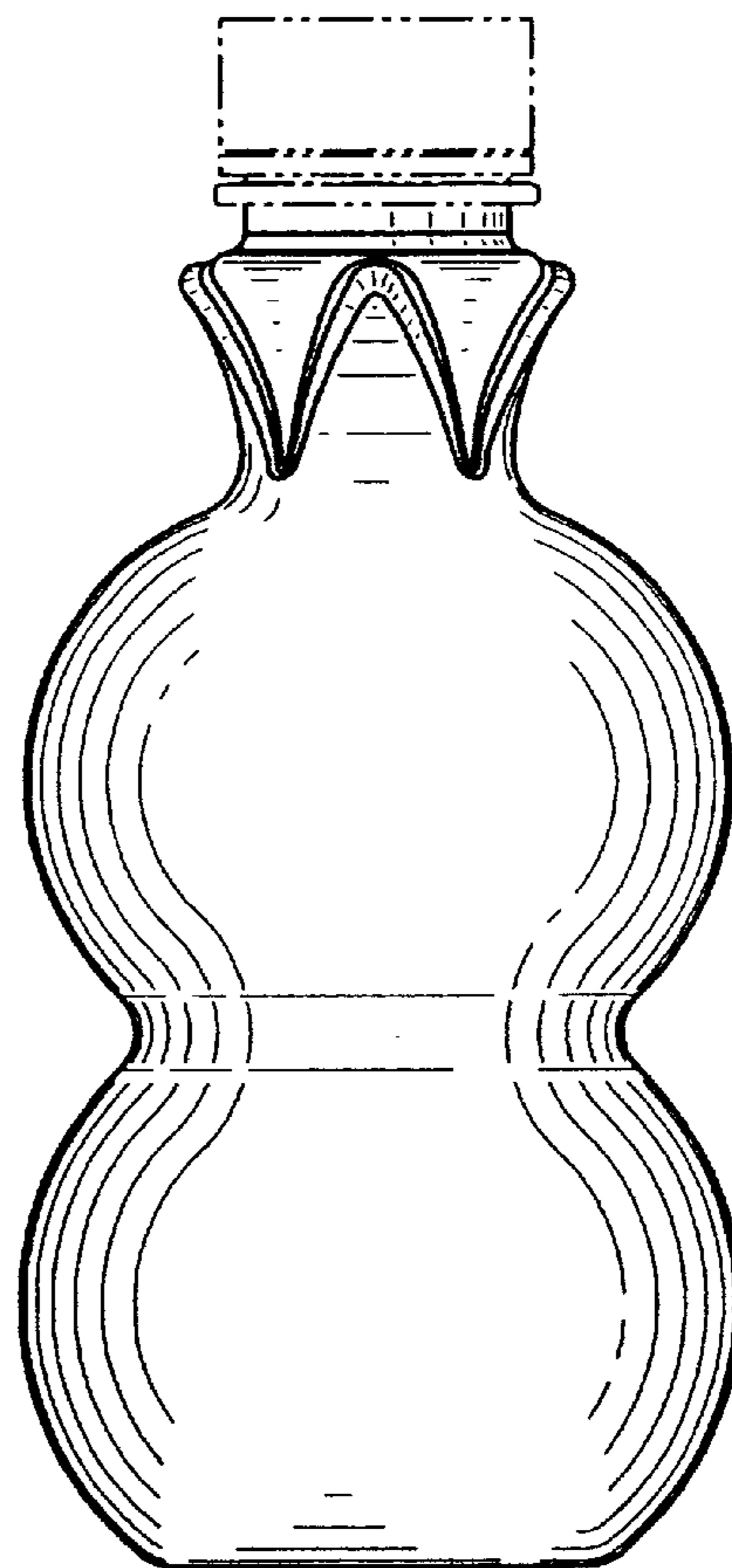


Fig. 6

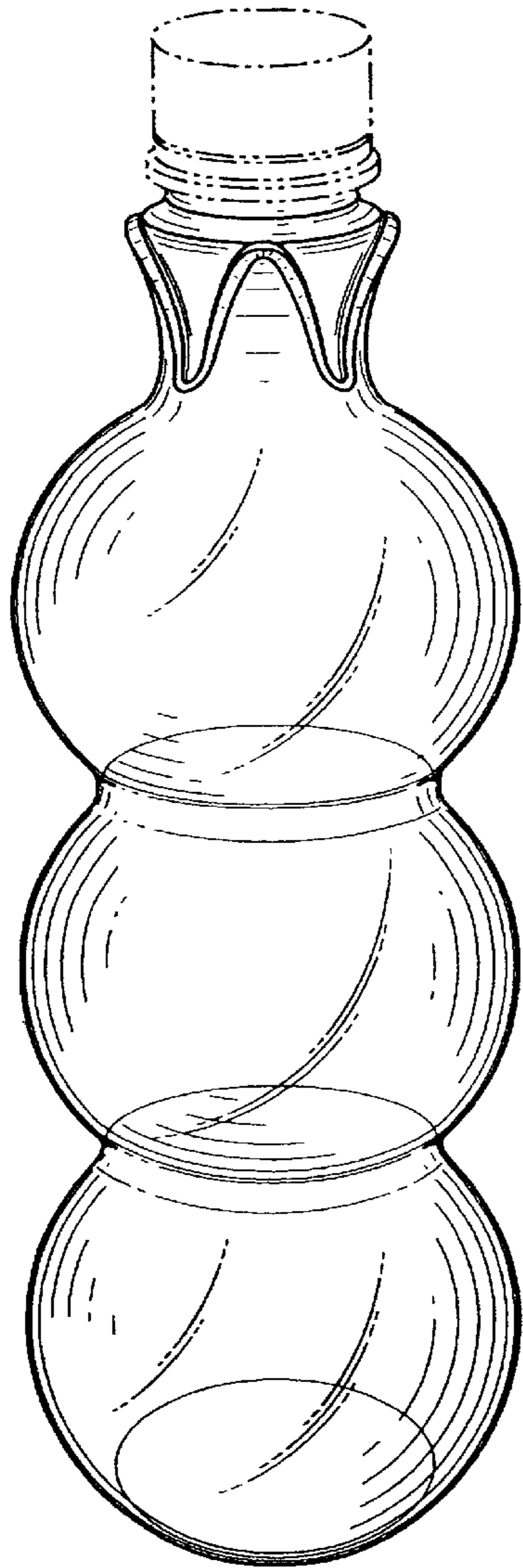


Fig. 1

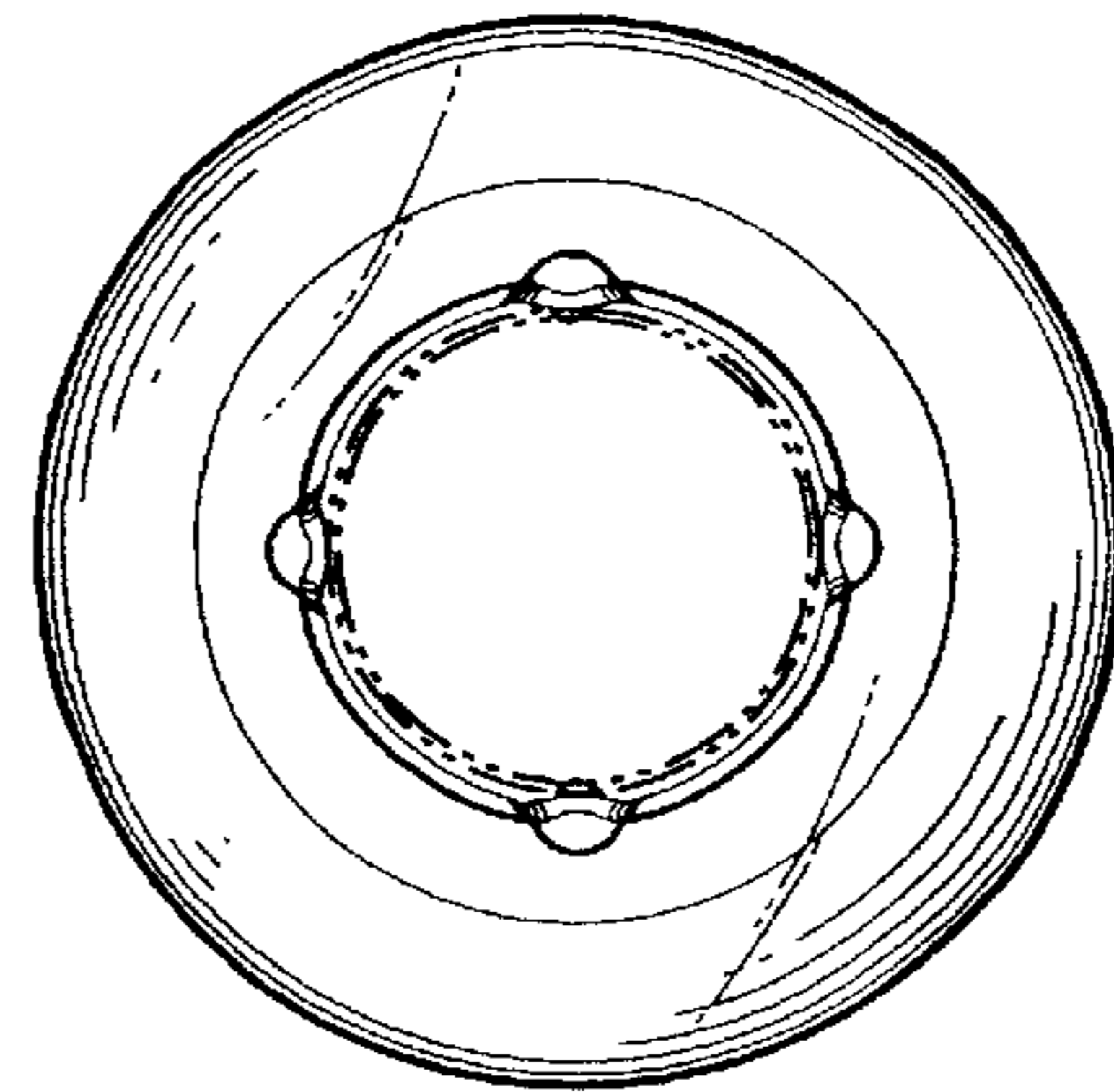


Fig. 8

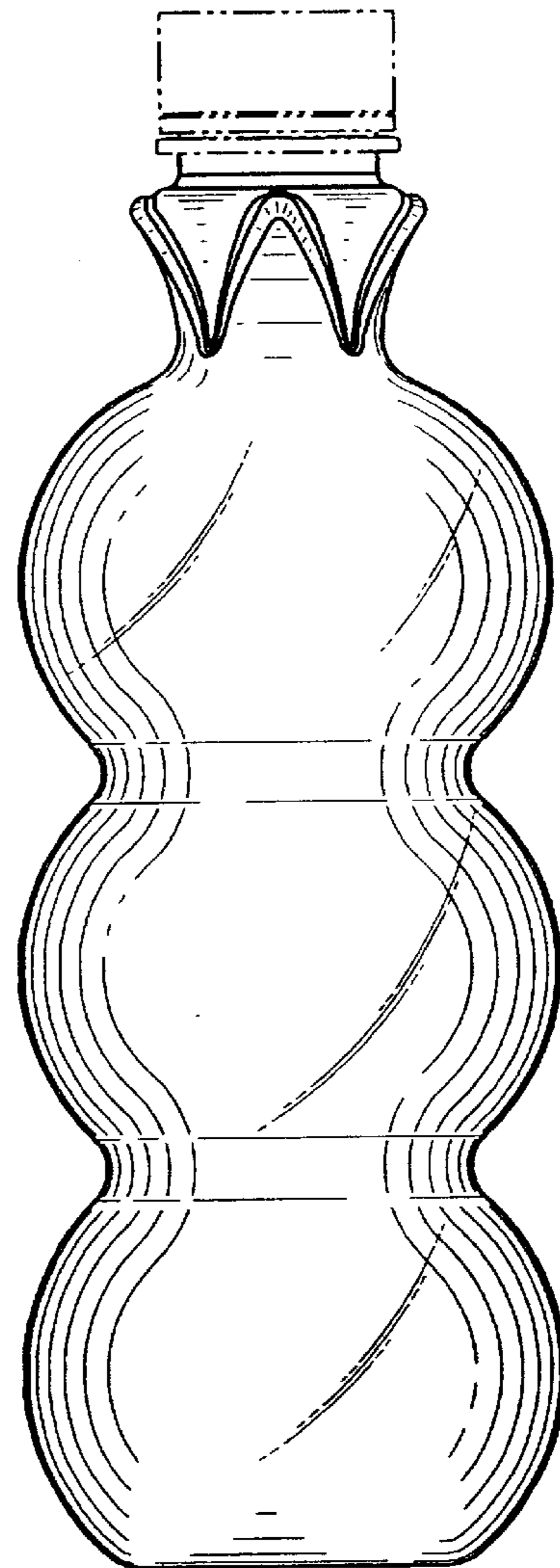


Fig. 9

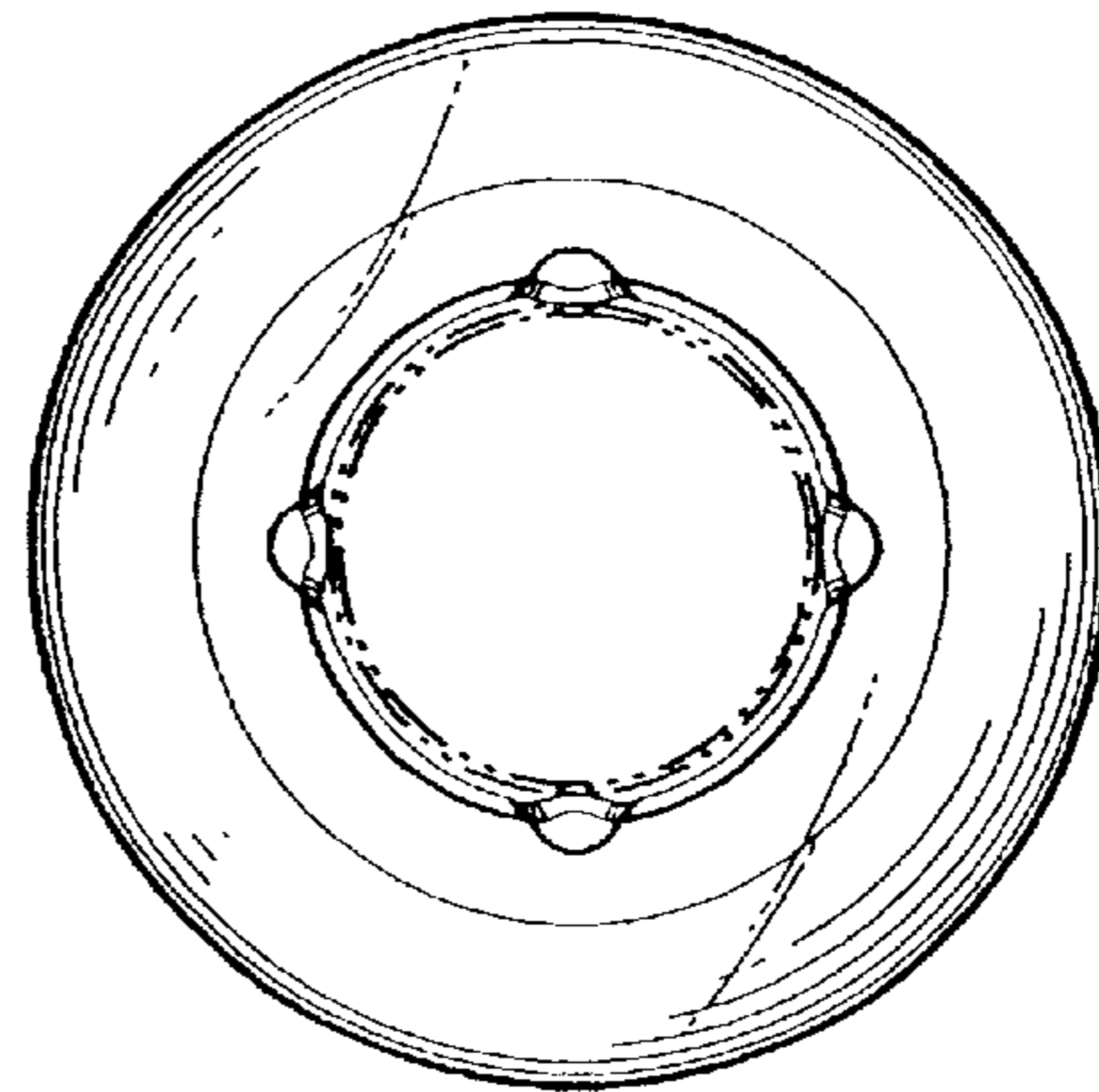


Fig. 11

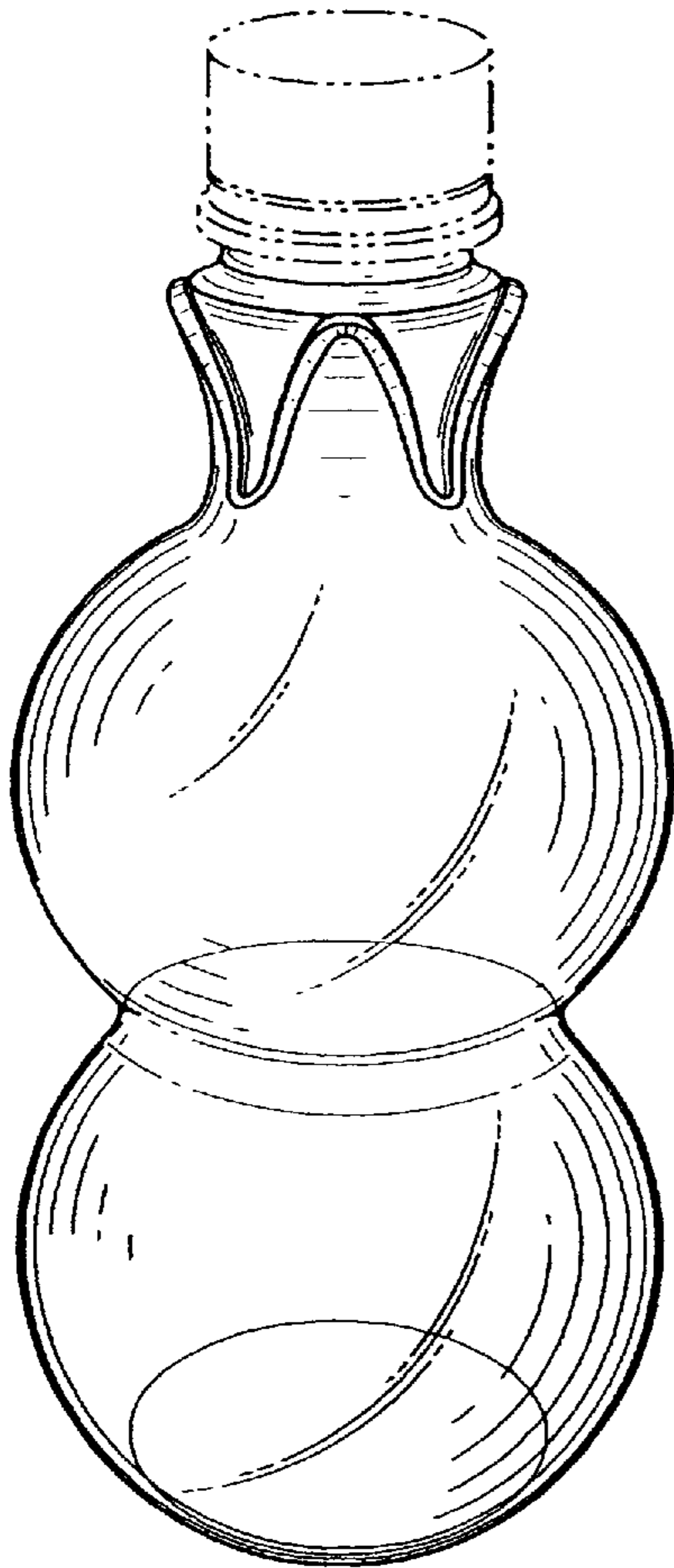


Fig. 10

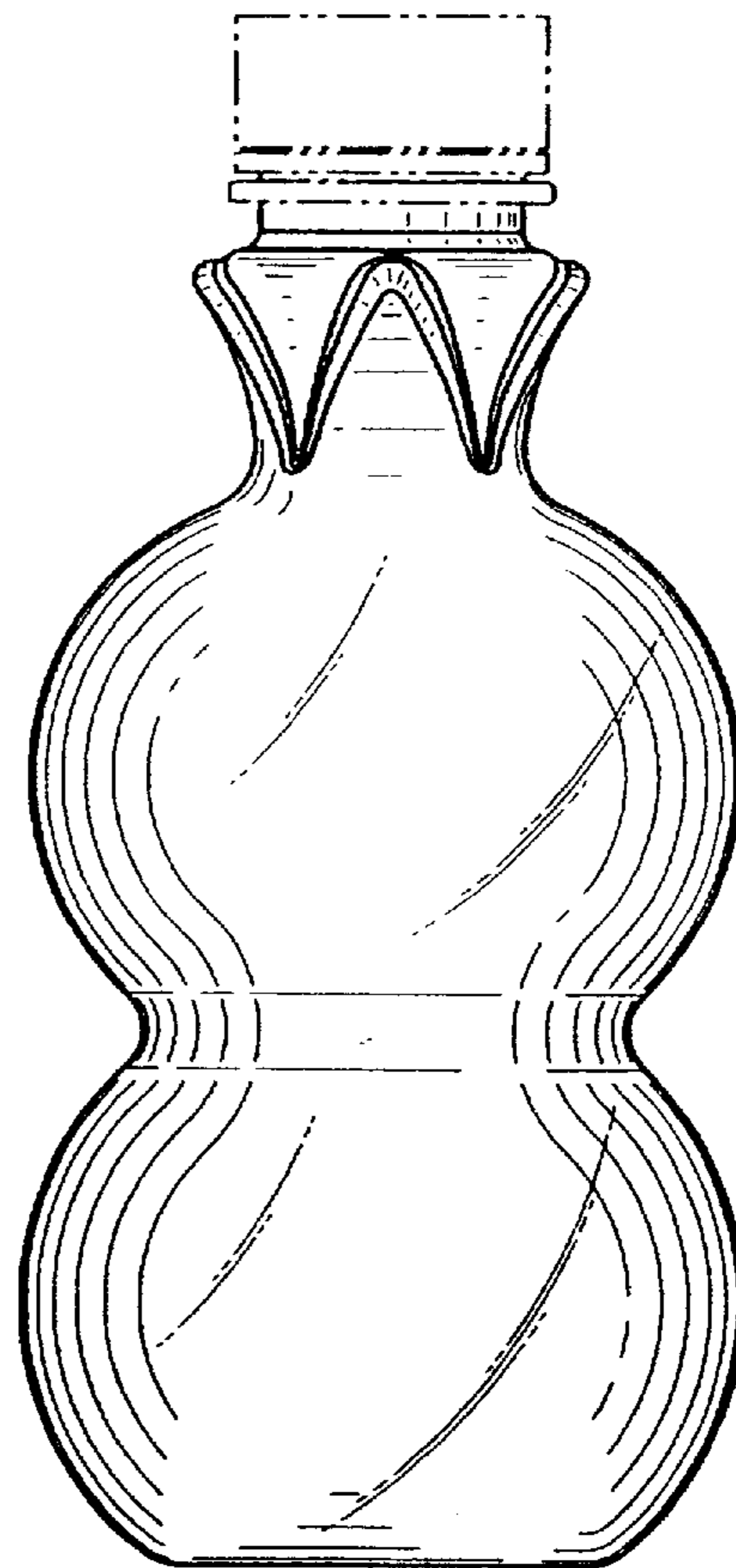


Fig. 12