



US00D510504S

(12) **United States Design Patent**
Shane-Schuldt

(10) **Patent No.:** **US D510,504 S**
(45) **Date of Patent:** **** Oct. 11, 2005**

(54) **SPOON**

D489,943 S * 5/2004 Shane-Schuldt D7/653
D490,662 S * 6/2004 Shane-Schuldt D7/653

(75) **Inventor:** **Diane Shane-Schuldt**, Sherrill, NY
(US)

* cited by examiner

(73) **Assignee:** **Oneida, Ltd.**, Oneida, NY (US)

Primary Examiner—Caron D. Veynar
(74) *Attorney, Agent, or Firm*—Wall Marjama & Bilinski
LLP

(**) **Term:** **14 Years**

(57) **CLAIM**

(21) **Appl. No.:** **29/204,187**

The ornamental design for a spoon, as shown and described.

(22) **Filed:** **Apr. 26, 2004**

DESCRIPTION

(51) **LOC (8) Cl.** **07-03**

(52) **U.S. Cl.** **D7/653**

(58) **Field of Search** D7/642–664, 368,
D7/401.2, 651, 656, 657, 669, 675, 676,
683, 688, 689; 30/137, 141, 147–150, 322–327,
329, 340, 342–345

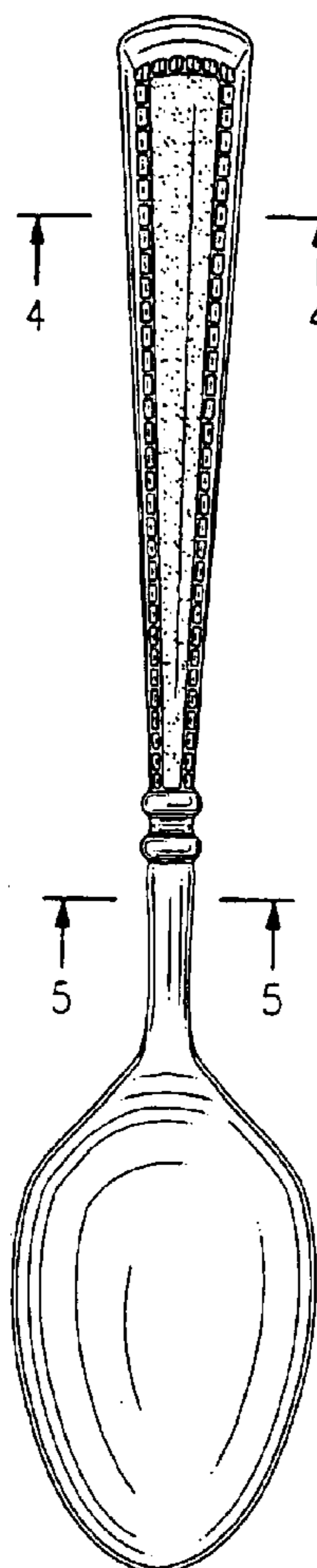
FIG. 1 is a top plan view of a spoon, illustrating my new Design;
FIG. 2 is a left side elevation view thereof, the right side elevation view being a mirror image thereof;
FIG. 3 is a bottom view thereof;
FIG. 4 is a cross-section view thereof taken through lines 4—4 of FIG. 1; and,
FIG. 5 is a cross-section view thereof taken through lines 5—5 of FIG. 1.

(56) **References Cited**

U.S. PATENT DOCUMENTS

D47,782 S * 9/1915 Crowell, Jr. D7/653
D231,893 S * 6/1974 Manderfield D7/653

1 Claim, 1 Drawing Sheet



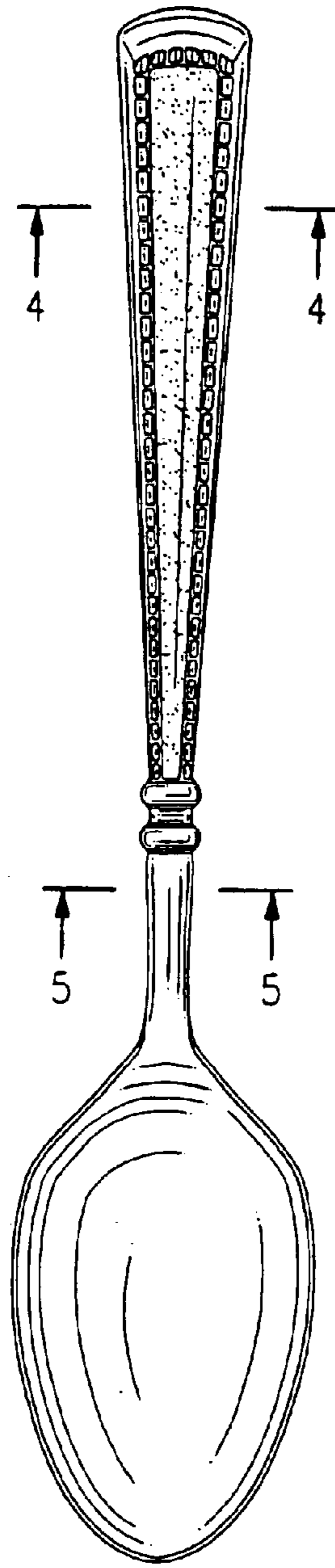


FIG. 1

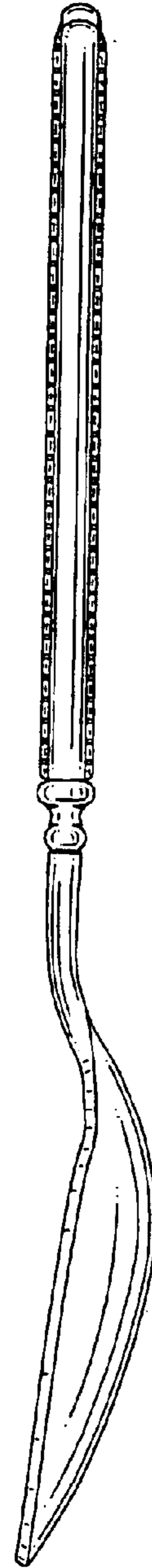


FIG. 2

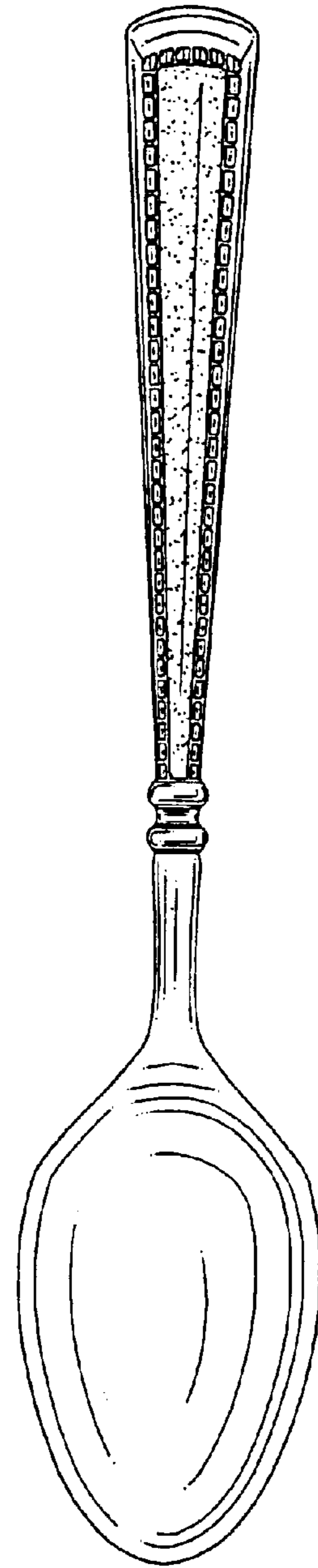


FIG. 3



FIG. 4



FIG. 5