



US00D510497S

(12) **United States Design Patent** (10) **Patent No.:** **US D510,497 S**  
**Hou** (45) **Date of Patent:** **\*\* Oct. 11, 2005**

(54) **DRINKING MIXING CONTAINER**  
 (76) Inventor: **Glen Hou**, 1515 W. Sam Houston  
 Pkwy. North, Houston, TX (US) 77043  
 (\*\*) Term: **14 Years**  
 (21) Appl. No.: **29/191,026**  
 (22) Filed: **Sep. 30, 2003**

(51) **LOC (8) Cl.** ..... **07-01**  
 (52) **U.S. Cl.** ..... **D7/300.1; D7/523; D7/510**  
 (58) **Field of Search** ..... **D7/300.1, 510,**  
**D7/511, 392.1, 391, 396.2, 900, 523, 397;**  
**D10/46.2; D24/197; D9/500, 547, 503,**  
**504, 515, 523, 525, 530, 537, 449, 444,**  
**556, 559, 502; 215/11.4, 11.1, 257, 6, 321,**  
**383; 220/709, 711, 703, 592.17, 592.16,**  
**713, 568, 254.3, 792, 4.03, 658, 670, 259.1;**  
**99/508; 366/130**

(56) **References Cited**

**U.S. PATENT DOCUMENTS**

324,173	A	*	8/1885	Seips	.....	220/568
1,042,751	A	*	10/1912	Barker	.....	220/568
1,568,691	A	*	1/1926	Pierson	.....	99/508
1,657,927	A	*	1/1928	Heinzen	.....	220/658
1,740,223	A	*	12/1929	Burvenick	.....	220/568
1,744,328	A	*	1/1930	Morley	.....	215/383
1,748,483	A	*	2/1930	Hyde	.....	220/568
1,765,129	A	*	6/1930	Cooke	.....	220/568
D96,965	S	*	9/1935	Fuerst	.....	D7/300.1
D96,966	S	*	9/1935	Fuerst	.....	D7/397
2,090,320	A	*	8/1937	Amick	.....	40/324
2,090,998	A	*	8/1937	Amick	.....	215/12.1
D170,840	S	*	11/1953	Tupper	.....	D7/300.1

4,003,555	A	*	1/1977	Swartz	.....	366/130
D291,523	S	*	8/1987	Minuti	.....	D7/300.1
D429,593	S	*	8/2000	Thuma	.....	D7/300.1
D480,590	S	*	10/2003	Linz et al.	.....	D7/300.1
D483,981	S	*	12/2003	Linz et al.	.....	D7/300.1
D483,982	S	*	12/2003	Irvine	.....	D7/300.1
D489,627	S	*	5/2004	Klitsner et al.	.....	D9/502
D497,282	S	*	10/2004	Kelly et al.	.....	D7/392.1
D499,342	S	*	12/2004	Klitsner et al.	.....	D9/559

\* cited by examiner

*Primary Examiner*—M. N. Pandozzi

(74) *Attorney, Agent, or Firm*—Gary L. Bush; Andrews Kurth LLP

(57) **CLAIM**

The ornamental design for a drink mixing container, as shown and described.

**DESCRIPTION**

FIG. 1 is an isometric view illustration of the drink mixing container of the ornamental design;  
 FIG. 2 is a plan view illustration of the drink mixing container of the ornamental design;  
 FIG. 3 is a side view illustration of the drink mixing container of the ornamental design, the opposite elevational view thereof being substantially identical therewith;  
 FIG. 4 is a bottom view illustration of the drink mixing container of the ornamental design  
 FIG. 5 is a top plan view thereof with the top closure member removed for ease of illustration; and,  
 FIG. 6 is a sectional view illustration of the drink mixing container of the ornamental design, taken along line 6—6 of FIG. 2.

**1 Claim, 3 Drawing Sheets**

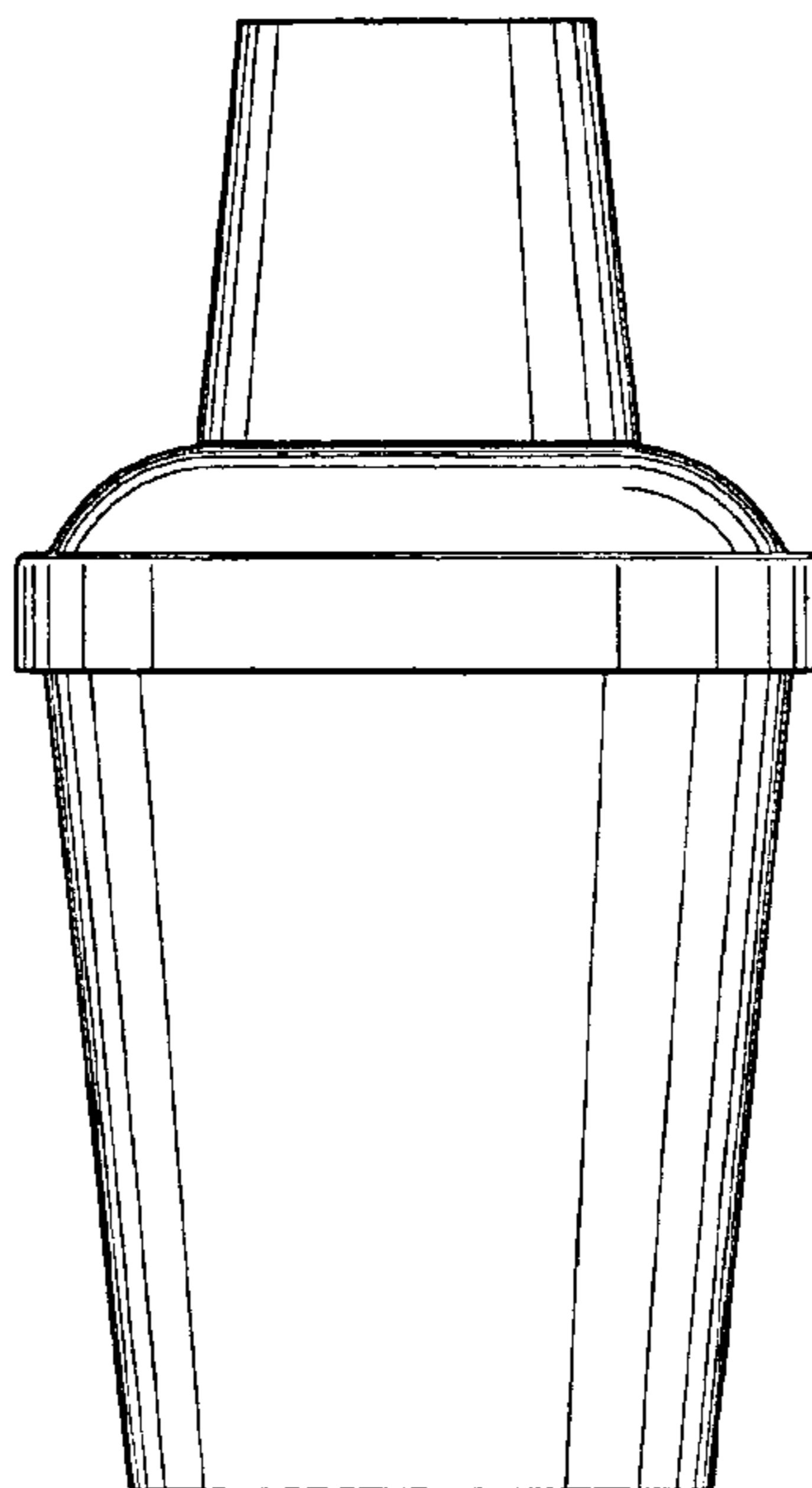


FIG. 1

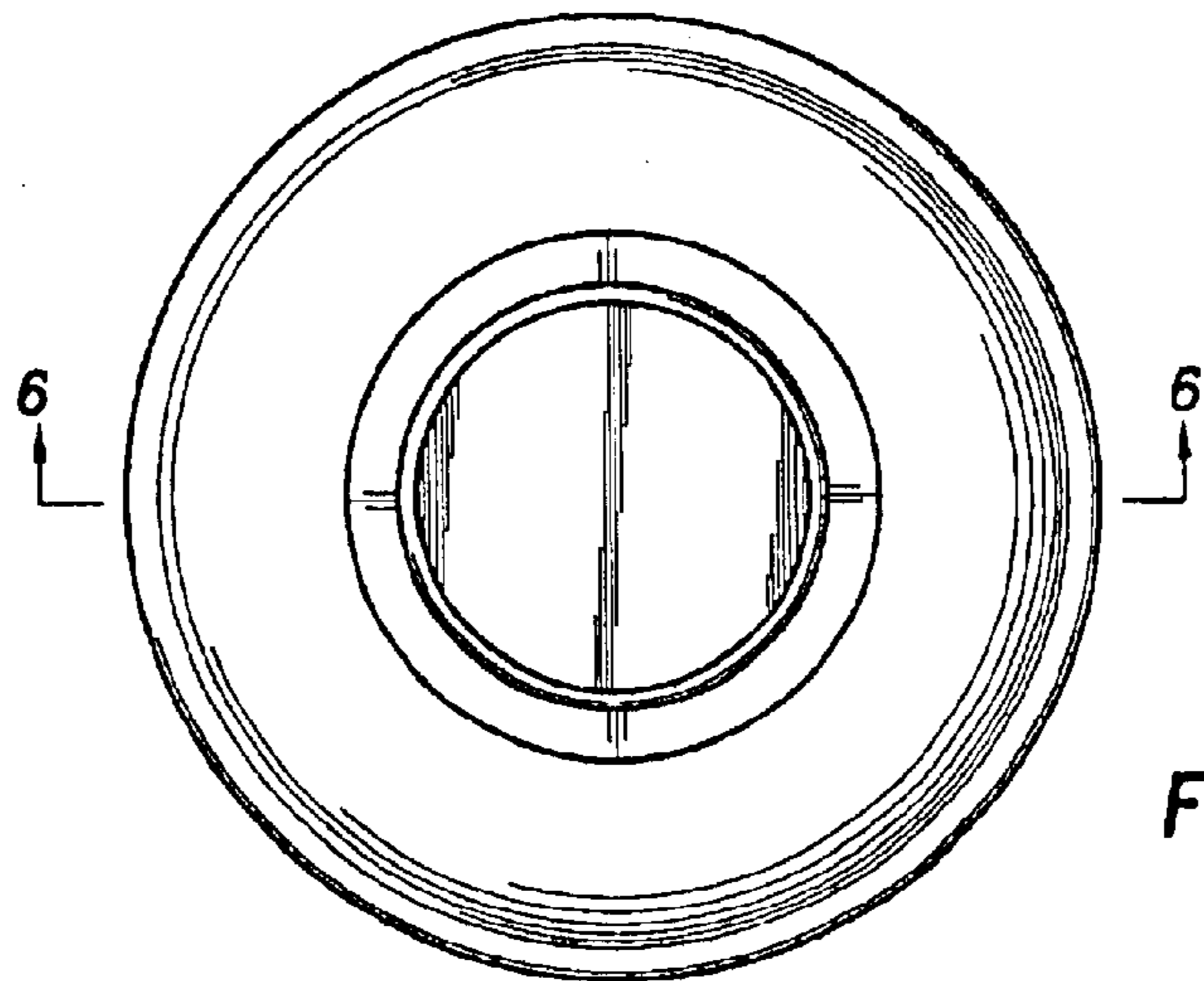
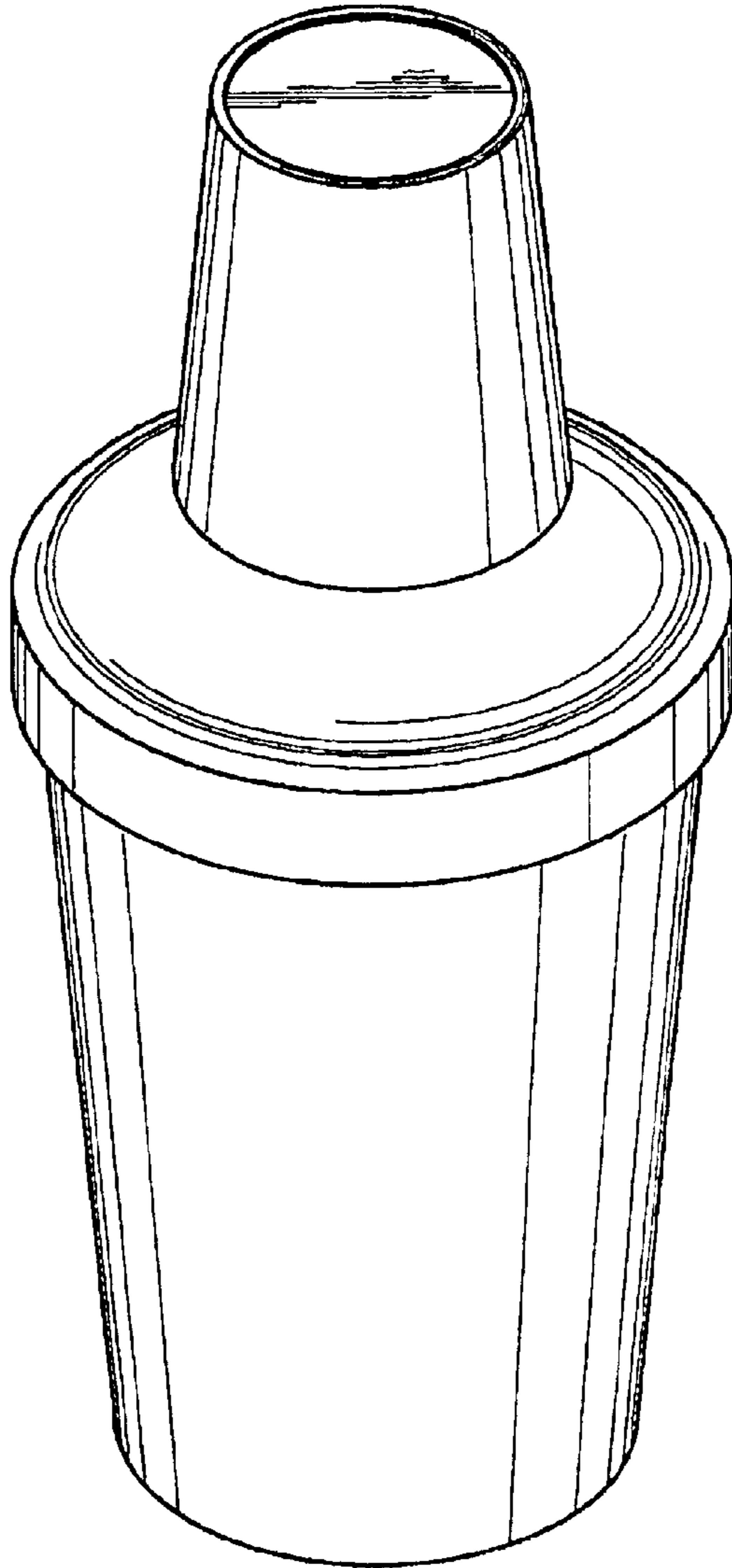

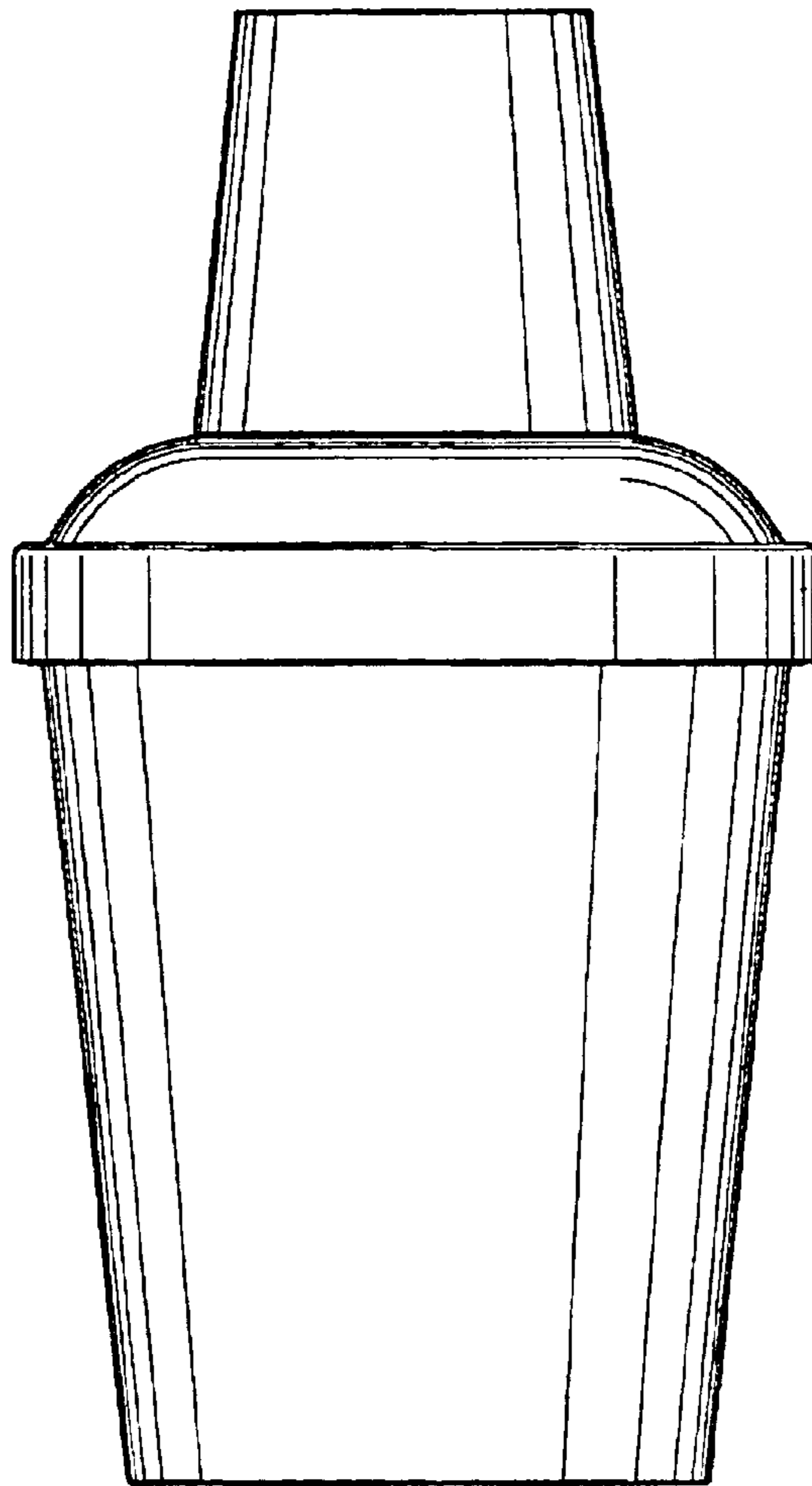


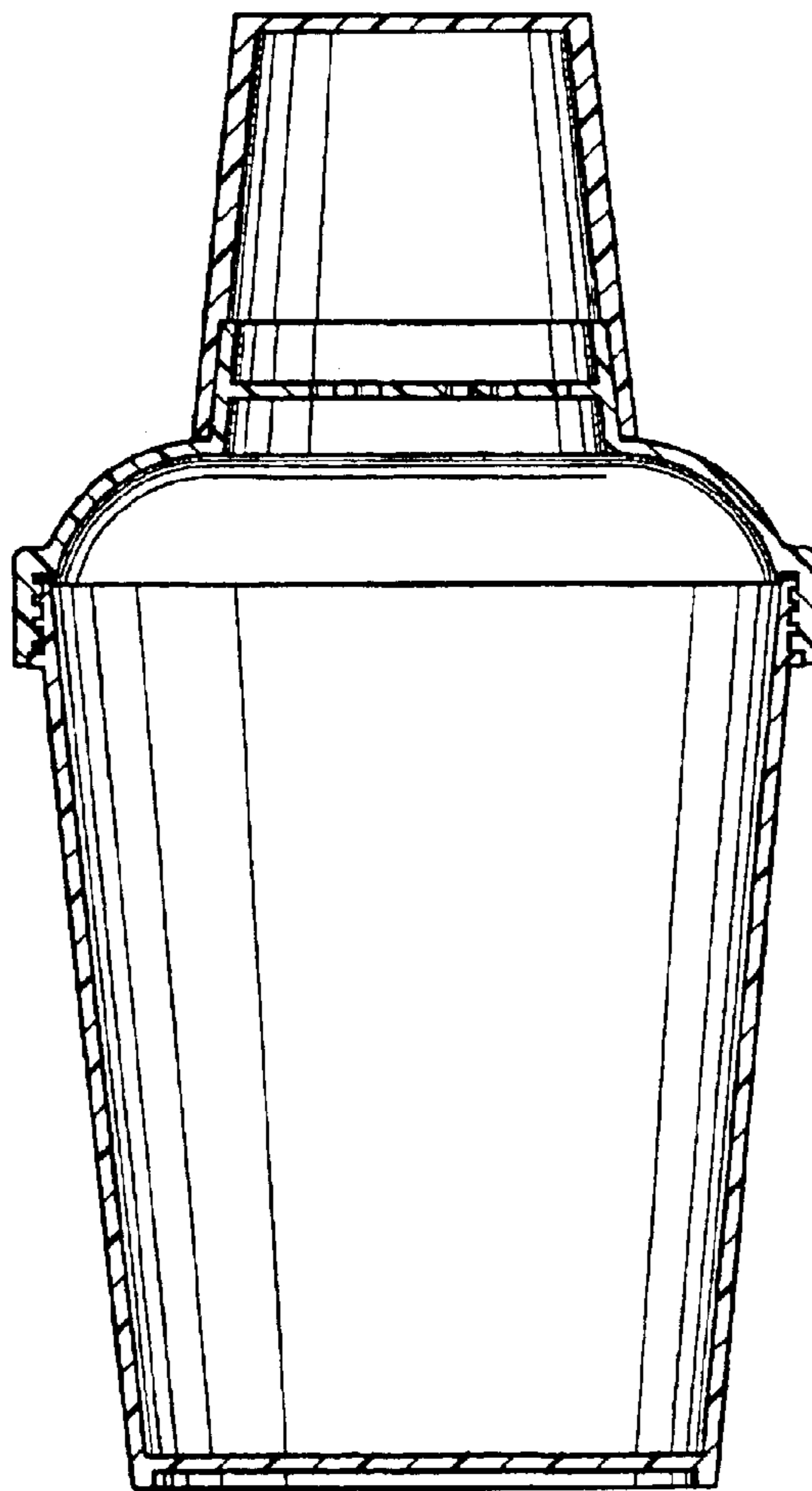
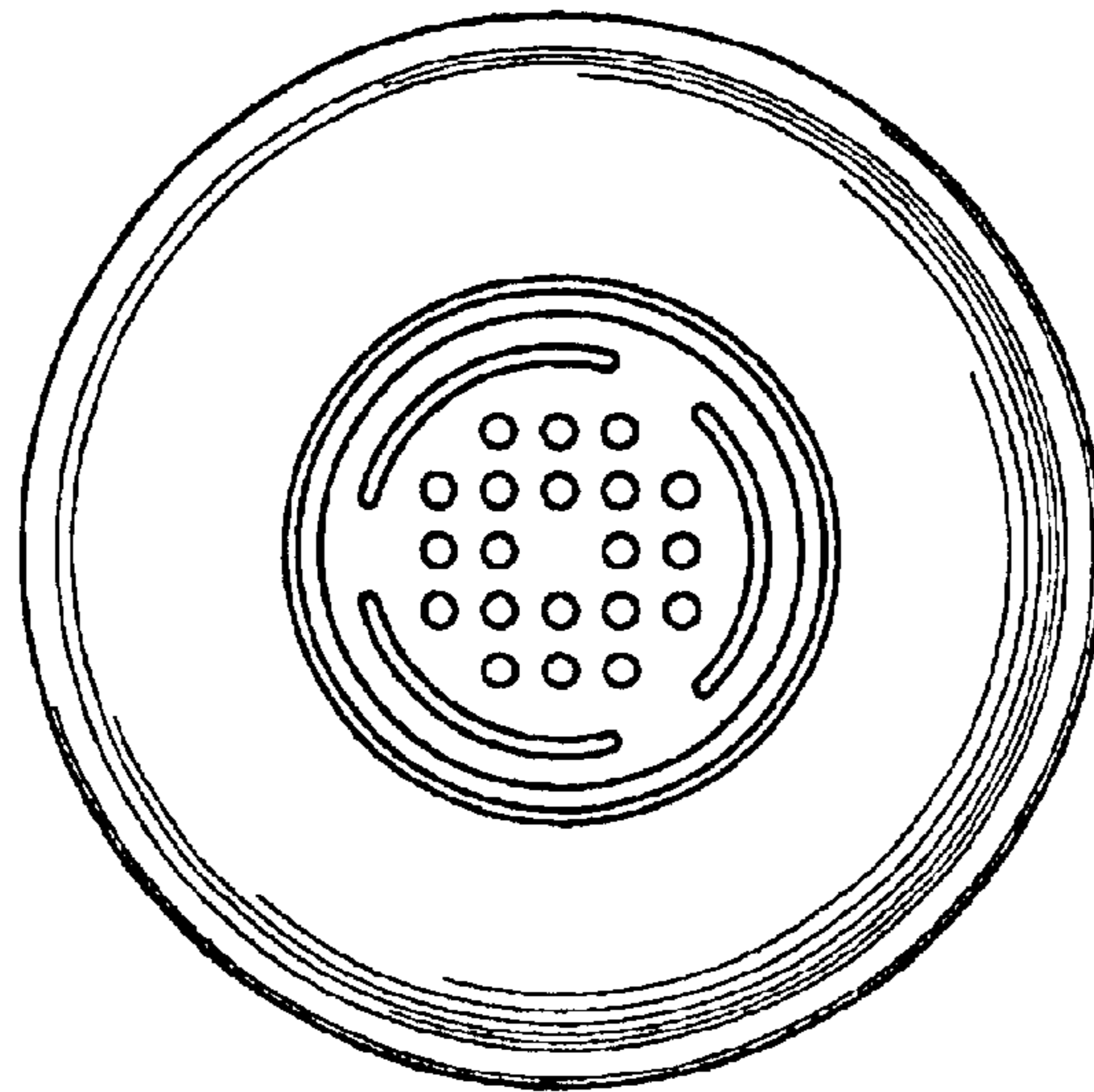
FIG. 2

**FIG.3**



**FIG.4**

**FIG.5**



**FIG.6**