

US00D510495S

(12) **United States Design Patent**
Gilbert

(10) **Patent No.:** **US D510,495 S**

(45) **Date of Patent:** **** Oct. 11, 2005**

(54) **ACCESSORY POST**

(75) **Inventor:** **Christopher Jon Gilbert**, Moreland Hills, OH (US)

(73) **Assignee:** **Moen Incorporated**, North Olmsted, OH (US)

(**) **Term:** **14 Years**

(21) **Appl. No.:** **29/198,232**

(22) **Filed:** **Jan. 27, 2004**

(51) **LOC (8) Cl.** **23-02**

(52) **U.S. Cl.** **D6/524**

(58) **Field of Search** D6/546-550, 518-519, D6/522-524; D8/300, 303, 315-321, 354, 363, 373, 380; 108/28-29; 211/13.1, 16, 60.1, 86.01, 87.01, 88.01, 88.04, 100, 105.1-105.2, 123, 126.1, 133.6, 134, 181.1, 182; 248/175, 176.1, 200, 251, 302, 309.1; 16/110.1, 412, 415; 242/570, 590, 595-598; 206/389, 557

D424,352 S 5/2000 Roth et al.
 D424,354 S * 5/2000 Duggan D6/550
 D426,095 S 6/2000 Chen
 D431,742 S 10/2000 Chen
 D431,948 S * 10/2000 Chen D6/524
 D432,840 S 10/2000 Solowiej
 D436,477 S 1/2001 Ming-Hsiao
 D442,407 S 5/2001 Solowiej
 D449,948 S * 11/2001 Lai D6/524
 D449,950 S * 11/2001 Lai D6/524
 D453,274 S 2/2002 Lai
 D461,985 S 8/2002 Fuchs
 D462,554 S 9/2002 Fuchs
 D463,187 S 9/2002 Gilbert
 D465,955 S * 11/2002 Yen D6/550
 D465,956 S 11/2002 Ouyoung
 D466,347 S * 12/2002 Chen D6/550

(Continued)

Primary Examiner—Brian N Vinson
(74) *Attorney, Agent, or Firm*—Calfee, Halter & Griswold LLP

(57) **CLAIM**

The ornamental design for an accessory post, as shown and described.

DESCRIPTION

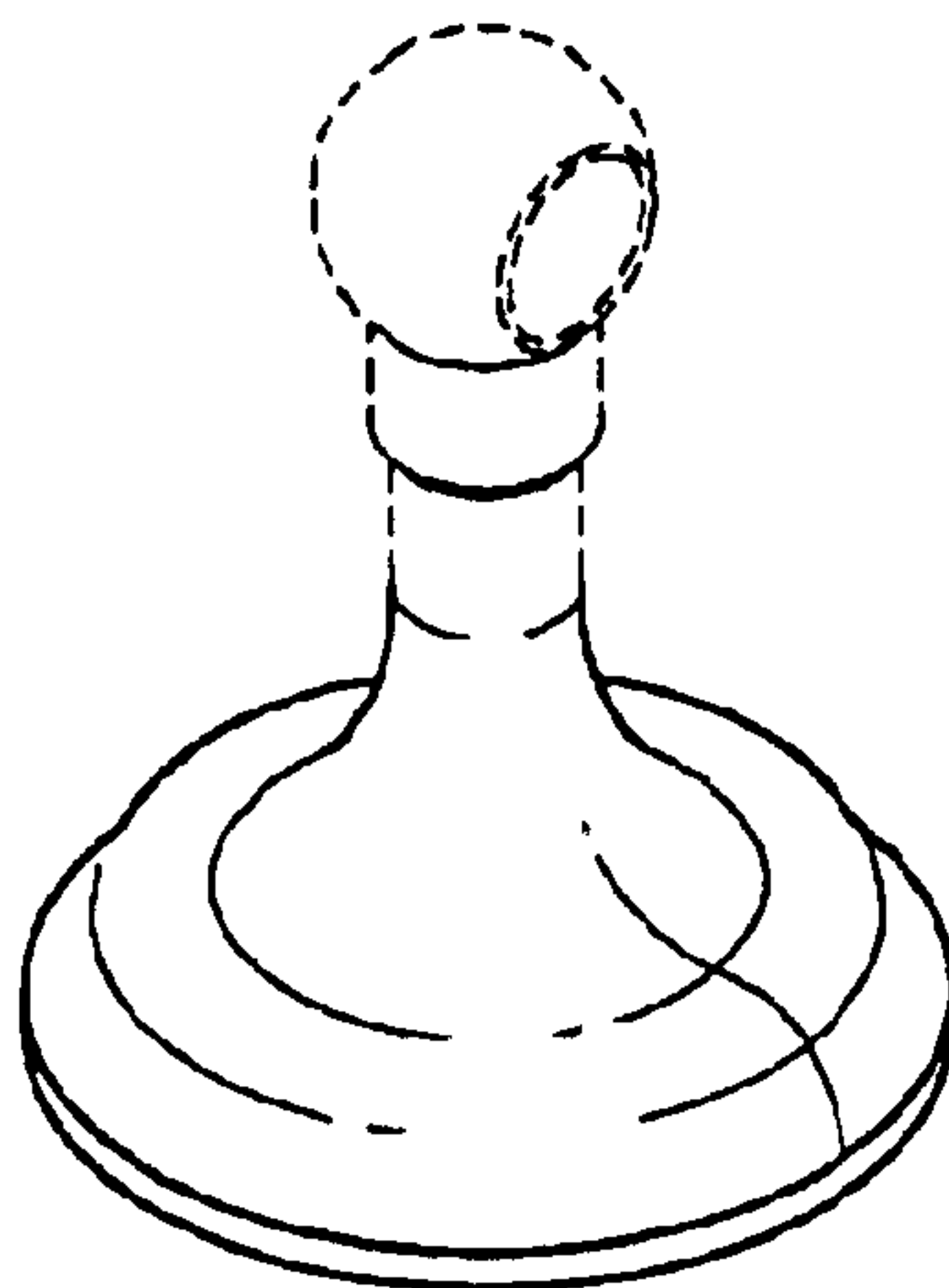
FIG. 1 is a perspective view of an accessory post of the new design;
 FIG. 2 is a top plan view of the accessory post of FIG. 1;
 FIG. 3 is a front elevational view of the accessory post of FIG. 1;
 FIG. 4 is a side elevational view of the accessory post of FIG. 1, wherein the opposite side view is the same;
 FIG. 5 is a bottom plan view of the accessory post of FIG. 1; and,
 FIG. 6 is a rear elevational view of the accessory post of FIG. 1.
 The broken-line disclosure in the views is for illustrative purposes only, with the claimed design being limited to the full-line disclosure.

1 Claim, 1 Drawing Sheet

(56) **References Cited**

U.S. PATENT DOCUMENTS

1,249,955 A 12/1917 Hendrickson, Jr. et al.
 D286,963 S 12/1986 Waghorn
 D337,230 S * 7/1993 Wang D6/550
 D360,792 S 8/1995 Sharpe
 D361,006 S 8/1995 Sharpe
 D362,361 S 9/1995 Lehn et al.
 D374,361 S 10/1996 Lehn et al.
 D390,397 S * 2/1998 Chen D6/550
 D391,105 S 2/1998 Sharpe
 D392,138 S 3/1998 Wu
 D392,139 S 3/1998 Wu
 D393,166 S 4/1998 Sharpe
 D398,451 S 9/1998 Sharpe
 D408,188 S 4/1999 Kuo
 D408,669 S 4/1999 Kuo
 D409,029 S 5/1999 Harris
 D417,808 S 12/1999 Rioth et al.
 D417,994 S 12/1999 Rioth et al.
 D422,820 S 4/2000 Chen



US D510,495 S

Page 2

U.S. PATENT DOCUMENTS

D466,350 S	*	12/2002	Tai	D6/550				
D469,292 S	*	1/2003	Chen et al.	D6/550				
D473,412 S		4/2003	Chou						
D474,929 S	*	5/2003	Lai	D6/524				
D474,932 S	*	5/2003	Lai	D6/524				
D477,168 S	*	7/2003	Greenspon	D6/524				
D477,735 S		7/2003	Solowiej						
D477,739 S		7/2003	Gilbert						
D477,740 S		7/2003	Gilbert						
D477,945 S		8/2003	Solowiej						
D477,946 S	*	8/2003	Ouano	D6/524				
D478,438 S		8/2003	Solowiej						
D478,439 S		8/2003	Hoernig						
D478,440 S		8/2003	Hoernig						
D478,446 S		8/2003	Solowiej						
D478,448 S		8/2003	Hoernig						
D478,449 S		8/2003	Hoernig						
D484,720 S	*	1/2004	Moore	D6/524				
D492,525 S	*	7/2004	Roberts et al.	D6/524				
2003/0038219	A1	2/2003	Hsu						

* cited by examiner

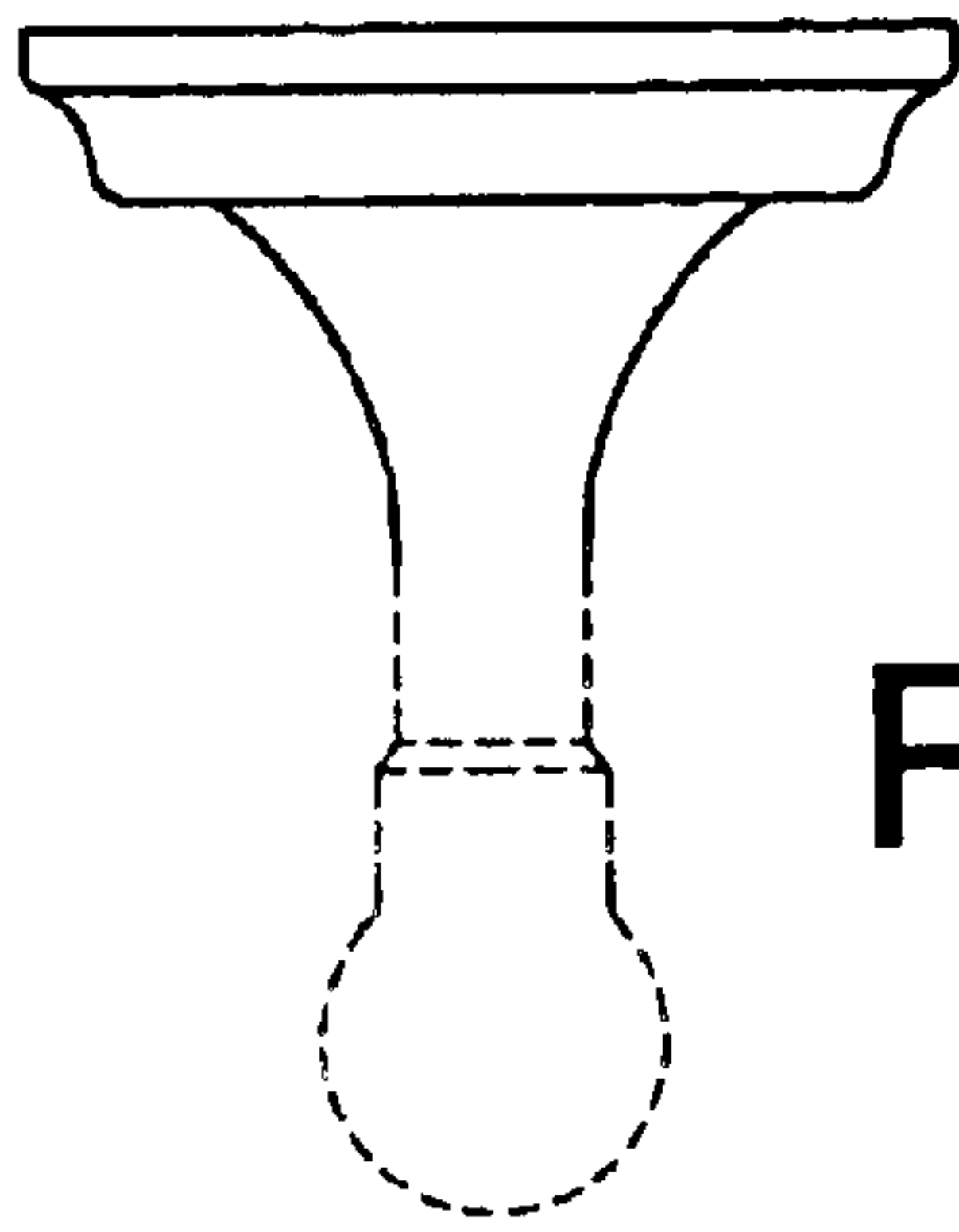


FIG. 2

FIG. 1

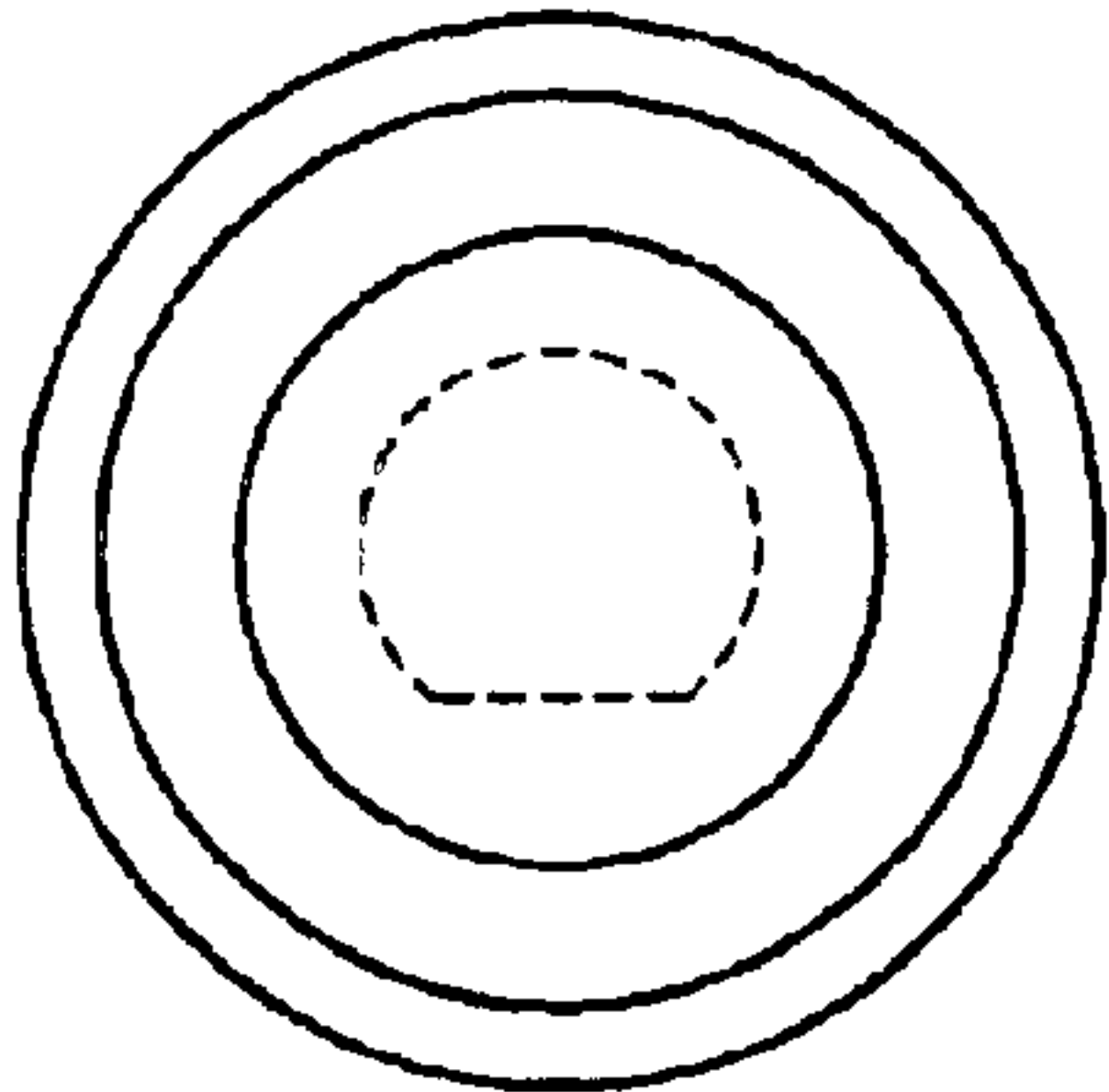
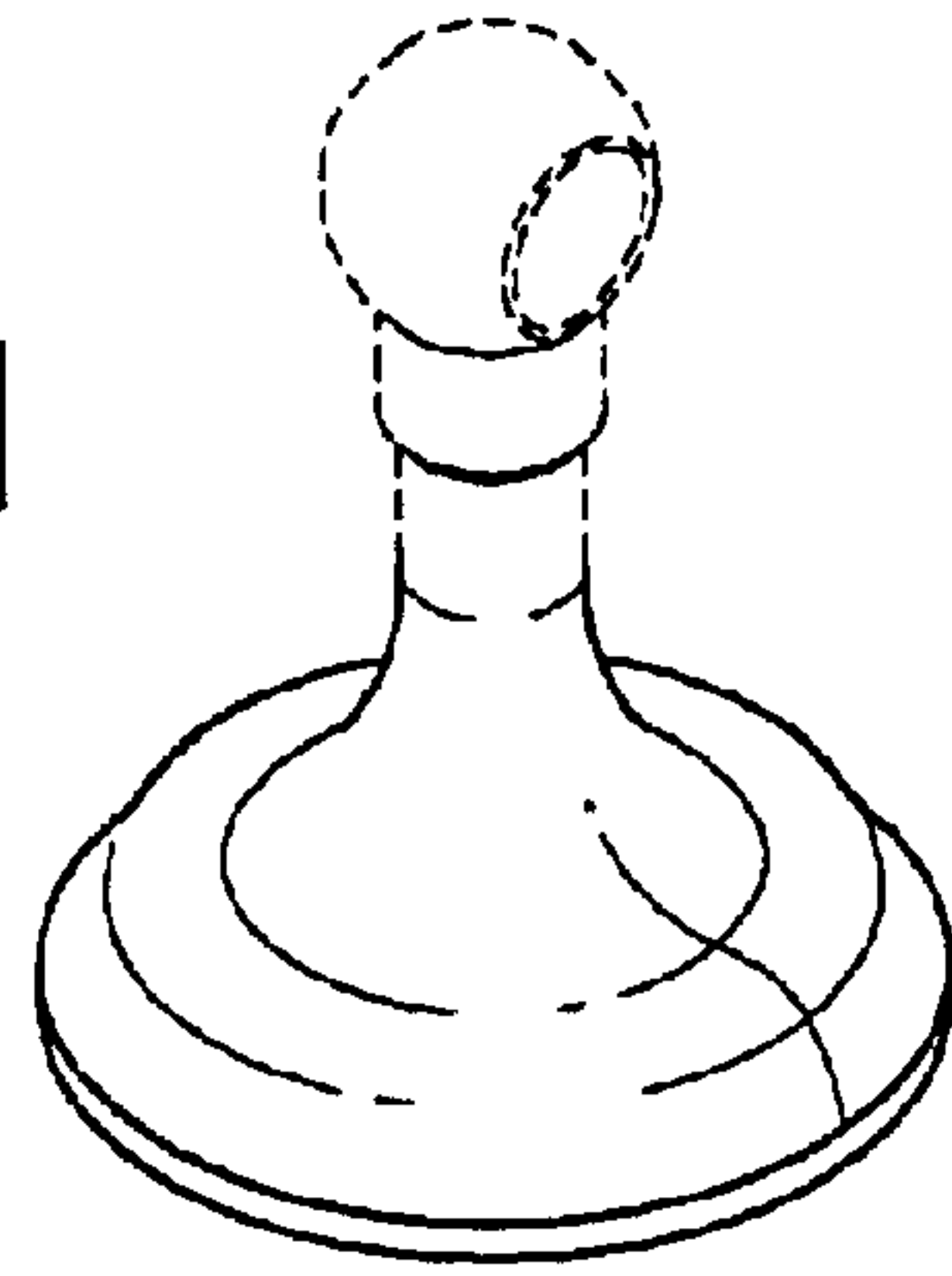


FIG. 3

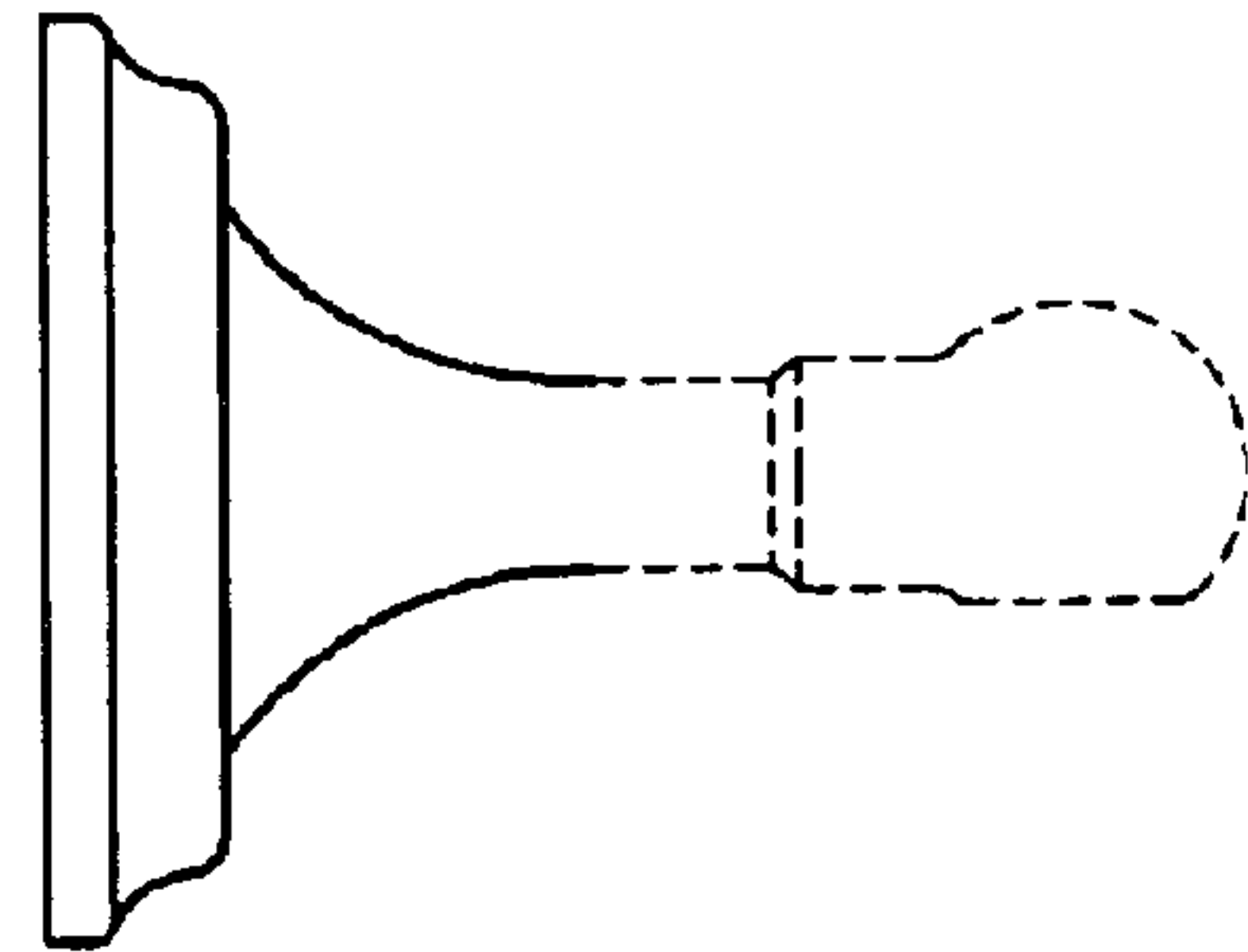


FIG. 4

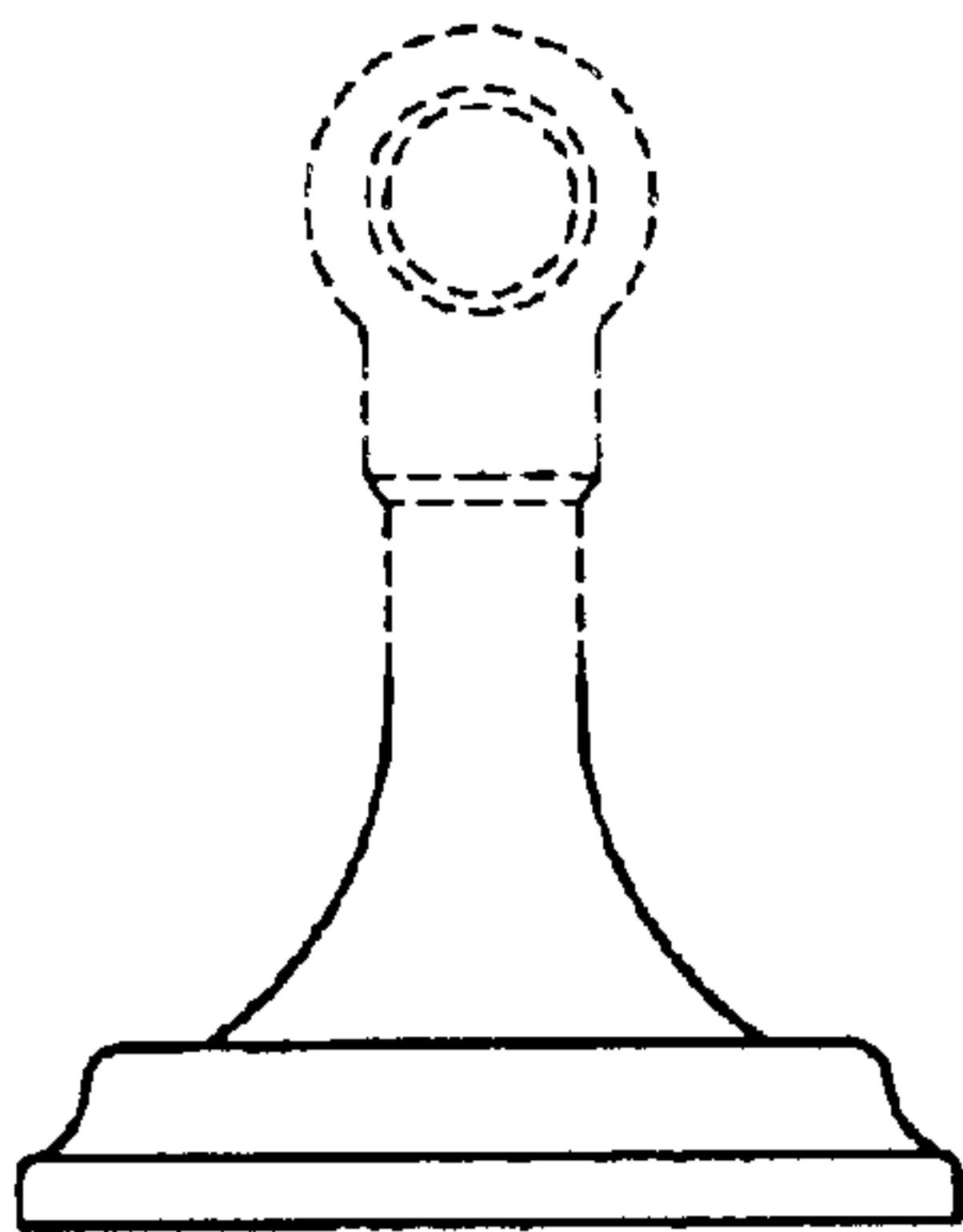


FIG. 5

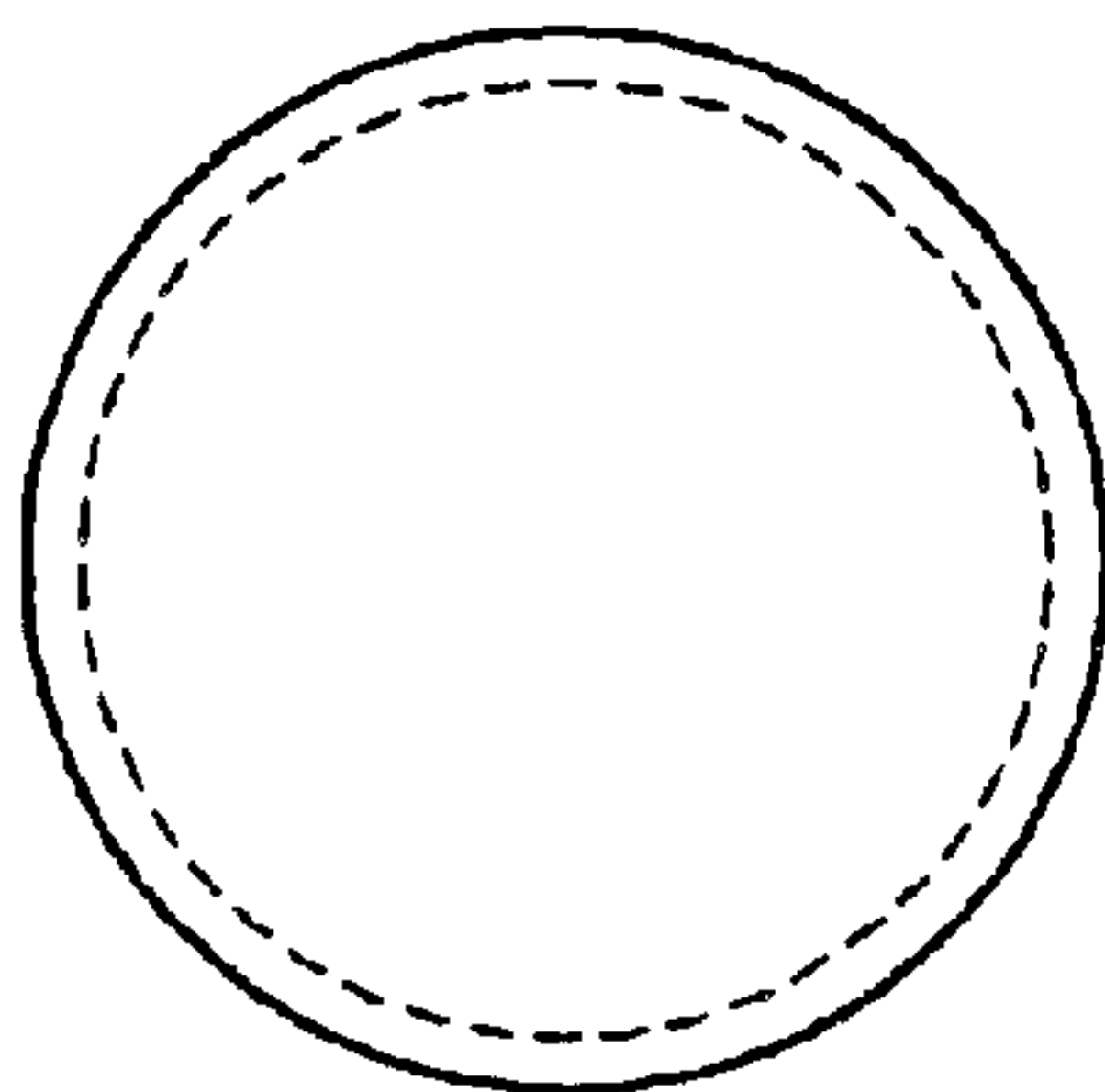


FIG. 6