



US00D510486S

(12) **United States Design Patent**
Karl

(10) **Patent No.:** **US D510,486 S**

(45) **Date of Patent:** **** Oct. 11, 2005**

(54) **CHAIR**

(75) **Inventor:** **Richard B. Karl, St. Charles, IL (US)**

(73) **Assignee:** **Norix Group, Inc., West Chicago, IL (US)**

(**) **Term:** **14 Years**

(21) **Appl. No.:** **29/214,375**

(22) **Filed:** **Oct. 1, 2004**

(51) **LOC (8) Cl.** **06-01**

(52) **U.S. Cl.** **D6/334; D6/375**

(58) **Field of Search** **D6/334-336, 355, D6/361, 371-375, 377, 379, 380, 500-502; 297/445.1, 446.1, 447.1, 448.2**

(56) **References Cited**

U.S. PATENT DOCUMENTS

4,092,049 A	*	5/1978	Schoblom	D6/334
D249,304 S	*	9/1978	Nash	D6/361
D255,959 S	*	7/1980	Mitchell	D6/335
D274,576 S	*	7/1984	Tiffany	D6/335

D286,586 S	*	11/1986	Radford	D6/334
D364,749 S	*	12/1995	McKnight	D6/375
D372,367 S	*	8/1996	Bonaddio et al.	D6/375
D372,805 S	*	8/1996	Bonaddio et al.	D6/375
D497,727 S	*	11/2004	Monsalve et al.	D6/355

* cited by examiner

Primary Examiner—Caron D. Veynar

Assistant Examiner—Vy Nguyen

(74) *Attorney, Agent, or Firm*—Mathew R. P. Perrone, Jr.

(57) **CLAIM**

The ornamental design for a chair, as shown and described.

DESCRIPTION

FIG. 1 is a front perspective view of a chair showing my new design;

FIG. 2 is a front elevation view thereof;

FIG. 3 is a rear elevation view thereof;


FIG. 4 is a right side view thereof;

FIG. 5 is a left side view thereof;

FIG. 6 is a top plan view thereof; and,

FIG. 7 is a bottom plan view thereof.

1 Claim, 2 Drawing Sheets






FIG. 1.




FIG. 2.




FIG. 3.




Fig. 4.

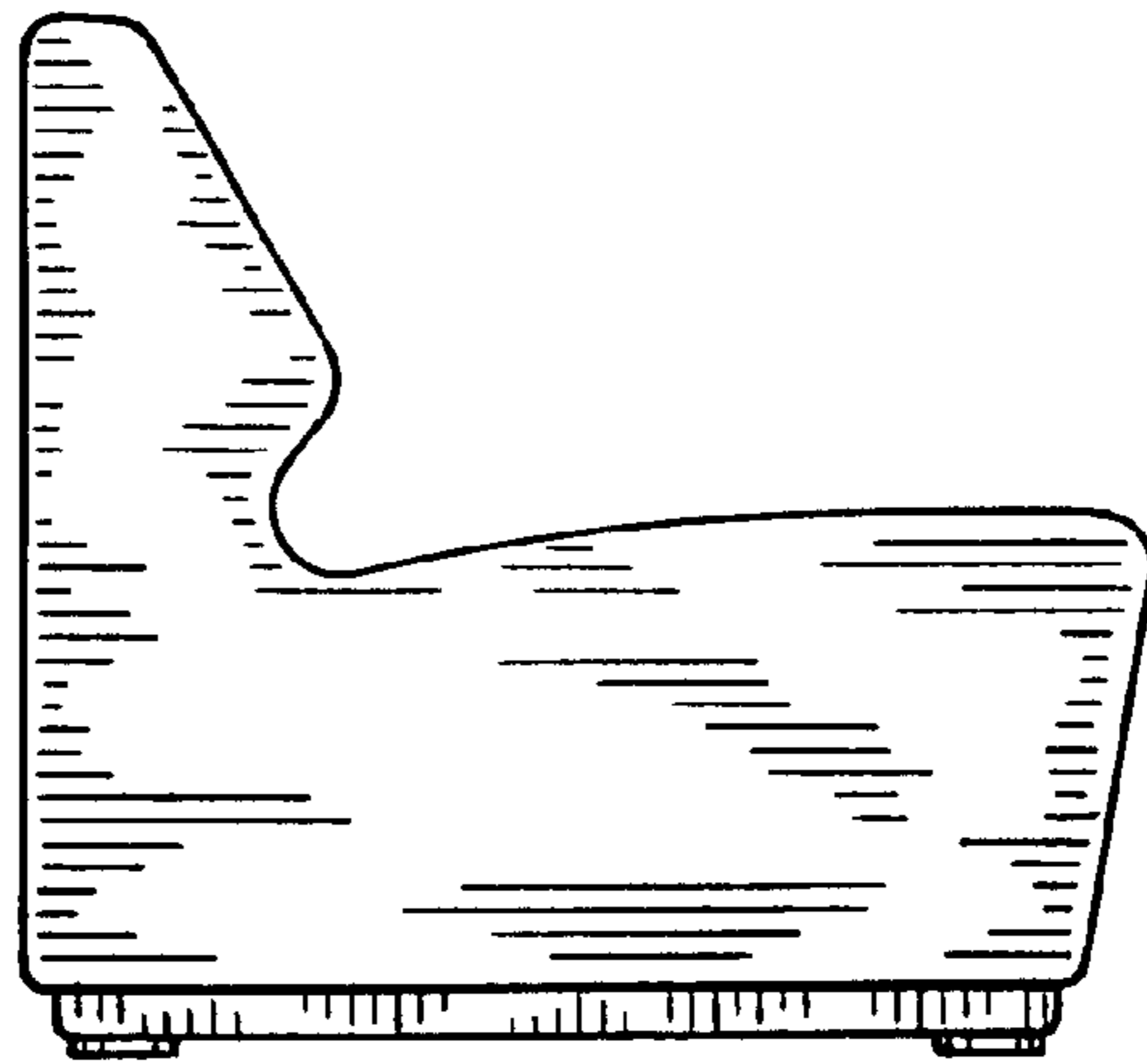


Fig. 5.

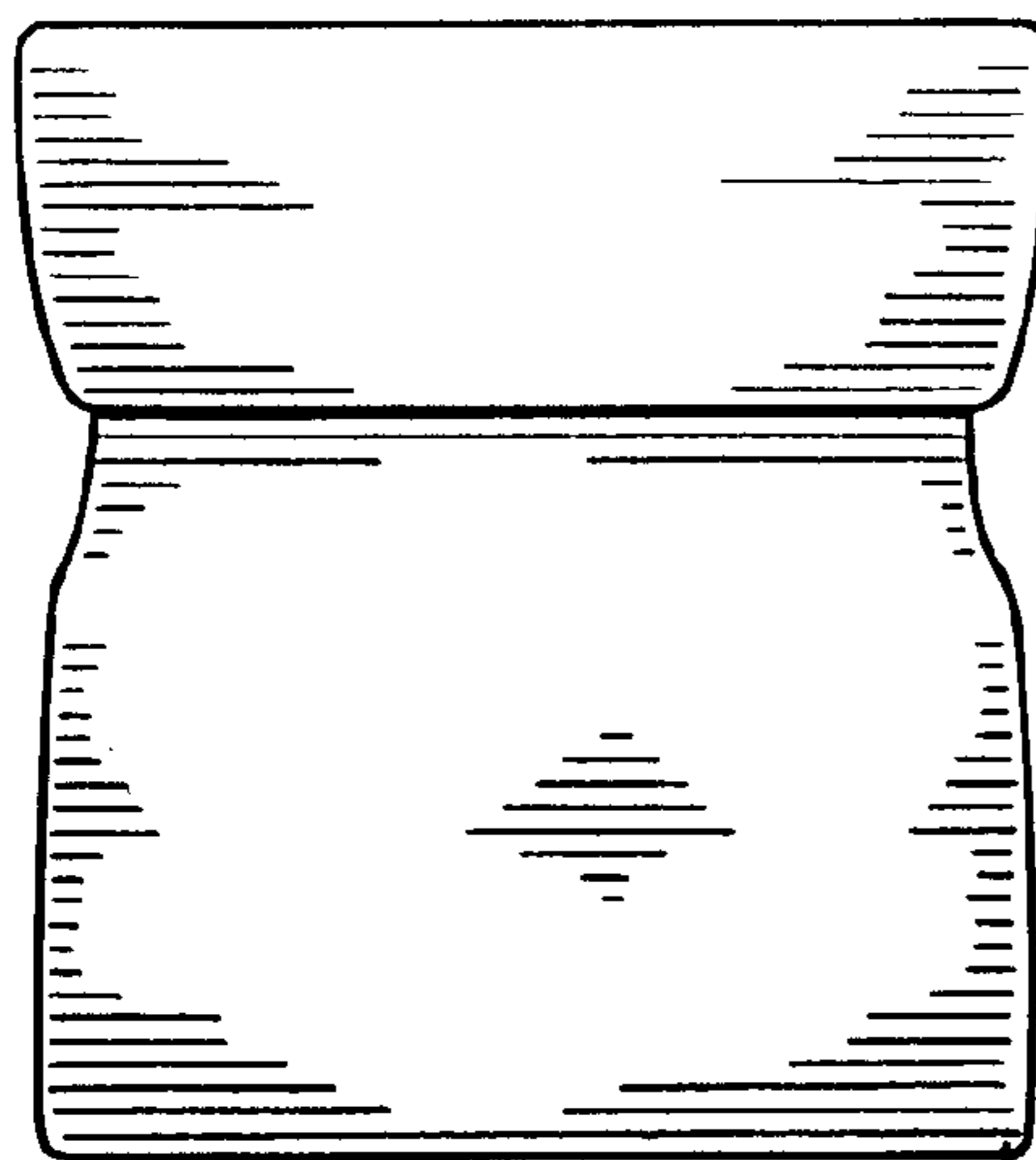


Fig. 6.

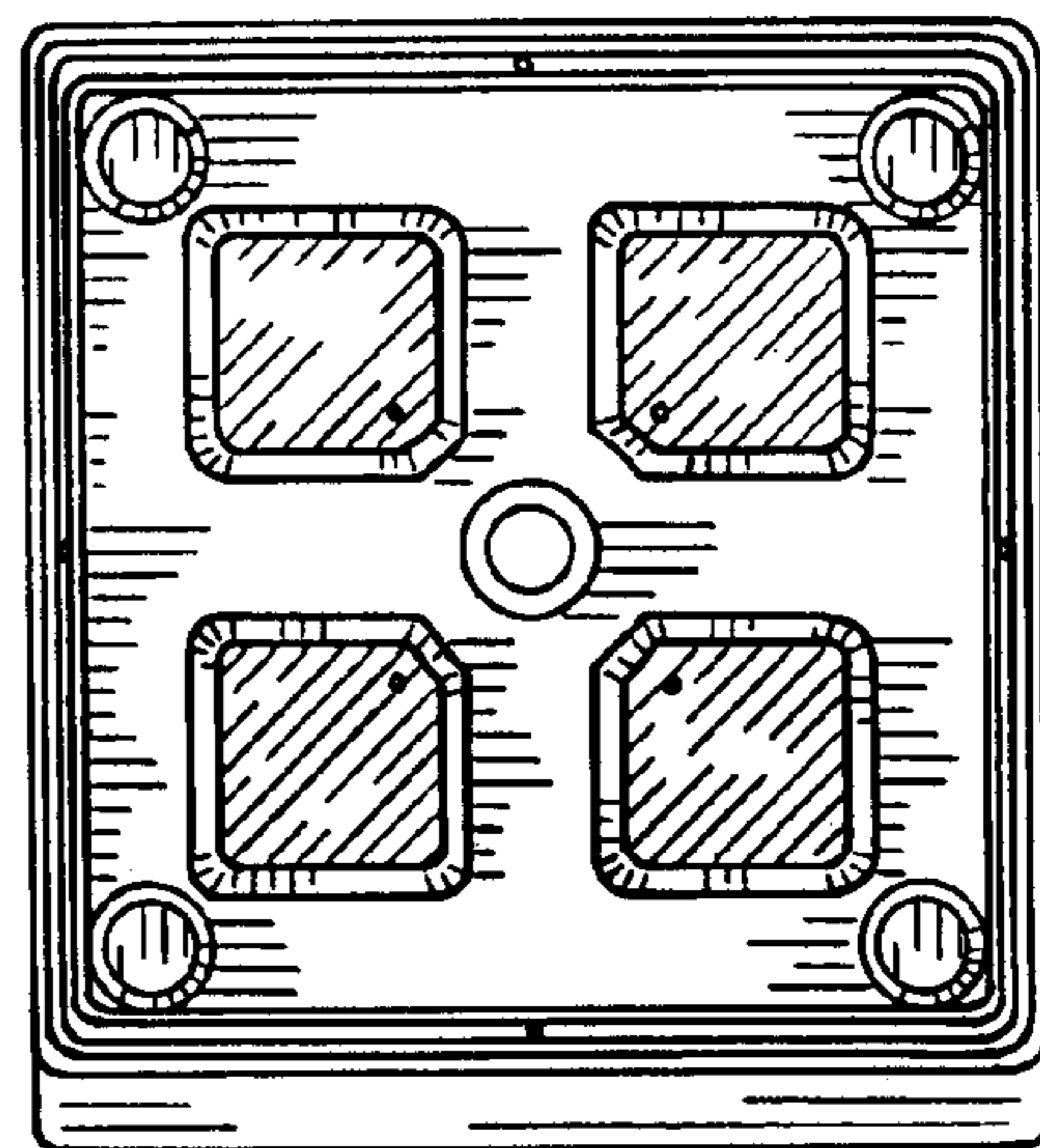


Fig. 7.