



US00D510475S

(12) **United States Design Patent**
Hlavacs

(10) **Patent No.:** **US D510,475 S**
(45) **Date of Patent:** **** Oct. 11, 2005**

- (54) **SIDE ELEMENT OF A SHOE UPPER**
- (75) Inventor: **John Hlavacs**, Portland, OR (US)
- (73) Assignee: **Nike, Inc.**, Beaverton, OR (US)
- (**) Term: **14 Years**
- (21) Appl. No.: **29/213,340**
- (22) Filed: **Sep. 15, 2004**
- (51) **LOC (8) Cl.** **02-99**
- (52) **U.S. Cl.** **D2/972**
- (58) **Field of Search** D2/902, 907, 943,
D2/944, 949, 969, 972-974; 36/45, 50.1,
77 M, 77 R, 83, 88, 113, 114, 126-130

Nike Footwear Catalog;; Spring 1998; published Jun. 1997 (p M-102); Beaverton, Oregon.
 Nike Footwear Catalog;; Spring 1998; published Jun. 1997 (p W-103); Beaverton, Oregon.
 Nike Footwear Catalog;; Spring 1999; published Jun. 1998 (p M-140); Beaverton, Oregon.
 Nike Footwear Catalog;; Fall 1999; published Nov. 1998 (p M-44); Beaverton, Oregon.
 Nike Footwear Catalog;; Fall 1999; published Nov. 1998 (p W-42); Beaverton, Oregon.
 Nike Footwear Catalog;; Fall 1999; published Nov. 1998 (p W13); Beaverton, Oregon.
 Nike Footwear Catalog;; Spring 2000; published Jul. 1999 (p M-50); Beaverton, Oregon.

(Continued)

(56) **References Cited**
U.S. PATENT DOCUMENTS

D72,791 S	6/1927	Davis	
D92,923 S	7/1934	Pape	
D107,798 S	4/1938	Sholtz	
3,138,880 A	6/1964	Kunzli	
3,224,117 A	12/1965	Dassler	
D373,463 S	9/1996	Greene	
D378,473 S	3/1997	Feller	
D380,079 S	6/1997	Greene	
D380,082 S	6/1997	Hatfield	
D398,771 S	9/1998	Doxey	
D409,366 S	5/1999	Duggan	
D413,196 S	8/1999	Hatfield	
D429,556 S	* 8/2000	Vestuti D2/972
D432,778 S	10/2000	McCourt	
D440,388 S	4/2001	Clegg	
D440,752 S	4/2001	Clegg	
D440,753 S	4/2001	Morris	
D463,098 S	9/2002	Hui	
D475,523 S	6/2003	McDowell	
D477,457 S	7/2003	Neely	
D501,302 S	* 2/2005	Cessor D2/972

OTHER PUBLICATIONS

Nike Footwear Catalog;; Fall 1997; published Dec. 1996 (p W-178); Beaverton, Oregon.
 Nike Footwear Catalog;; Spring 1998; published Jun. 1997 (p M-11); Beaverton, Oregon.

Primary Examiner—Dominic Simone
 (74) *Attorney, Agent, or Firm*—TraskBritt

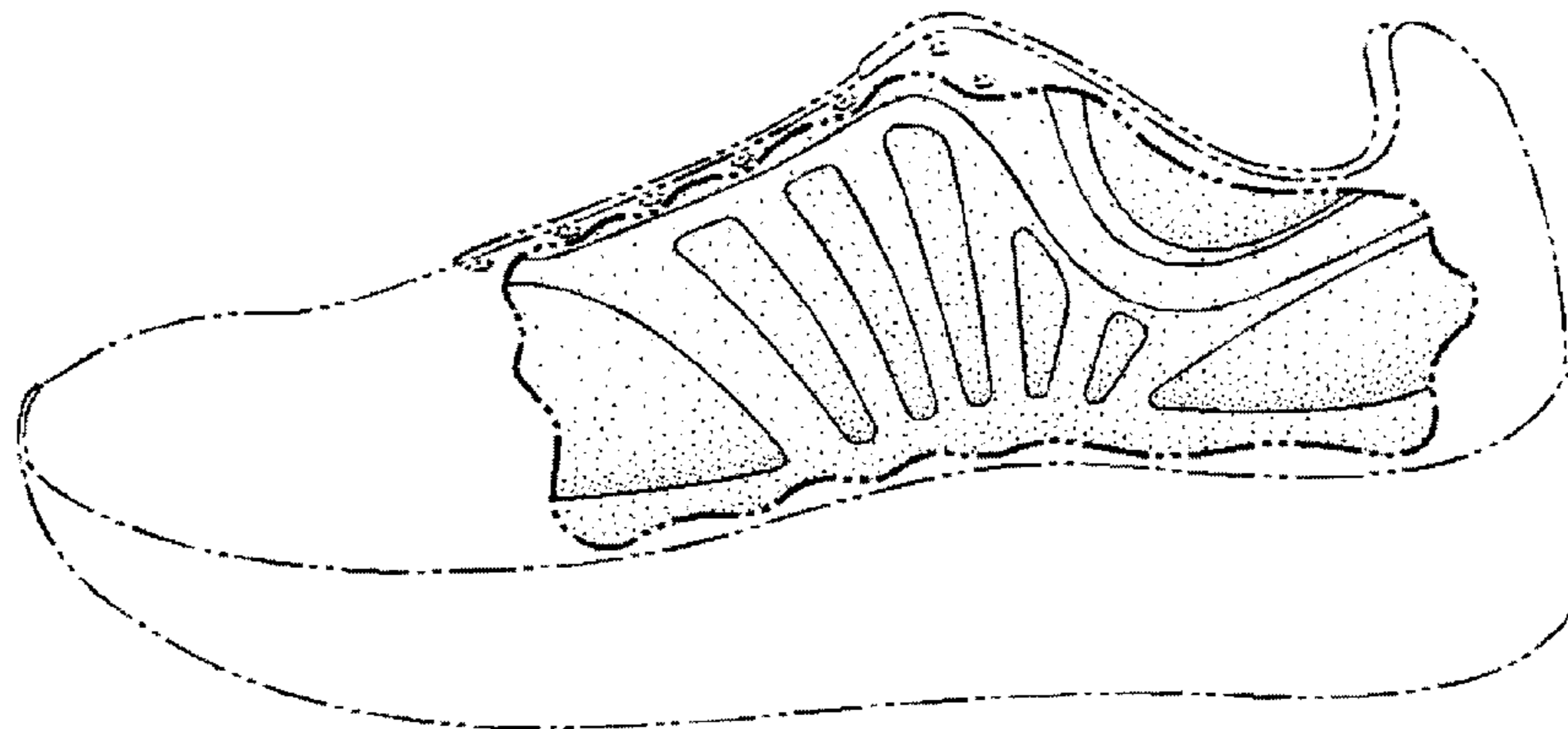
(57) **CLAIM**

The ornamental design for a side element of a shoe upper, as shown and described.

DESCRIPTION

FIG. 1 is a perspective view of a side element of a shoe upper showing my new design;
 FIG. 2 is a side view of the side element of a shoe upper shown in FIG. 1;
 FIG. 3 is a front view of the side element of a shoe upper shown in FIG. 1;
 FIG. 4 is a rear view of the side element of a shoe upper shown in FIG. 1; and,
 FIG. 5 is a top view of the side element of a shoe upper shown in FIG. 1.
 The uneven broken line immediately adjacent to the shaded area represents the bounds of the claimed design. All other uneven broken lines represent the remaining portion of the shoe. The uneven broken line representations in FIGS. 1-5 are for illustrative purposes only and form no part of the claimed design.

1 Claim, 2 Drawing Sheets



OTHER PUBLICATIONS

Nike Footwear Catalog;; Fall 2001; published Nov. 2000 (p M-77); Beaverton, Oregon.

Nike Footwear Catalog;; Fall 2002; published Nov. 2001 (p M-12); Beaverton, Oregon.

Nike Footwear Catalog;; Fall 2003; published Nov. 2002 (p W-5); Beaverton, Oregon.

Nike Footwear Catalog;; Fall 2003; published Nov. 2002 (p W-14); Beaverton, Oregon.

Nike Footwear Catalog;; Late Spring 2003; published Sep. 2002 (p W-7); Beaverton, Oregon.

Nike Footwear Catalog;; Fall 2004; published Nov. 2003 (p M-11); Beaverton, Oregon.

Nike Footwear Catalog;; Spring 2005; published Jun. 2004 (p M-6); Beaverton, Oregon.

Nike Footwear Catalog;; Spring 2005; published Jun. 2004 (p M-12); Beaverton, Oregon.

Nike Footwear Catalog;; Spring 2005; published Jun. 2004 (p M-15); Beaverton, Oregon.

* cited by examiner

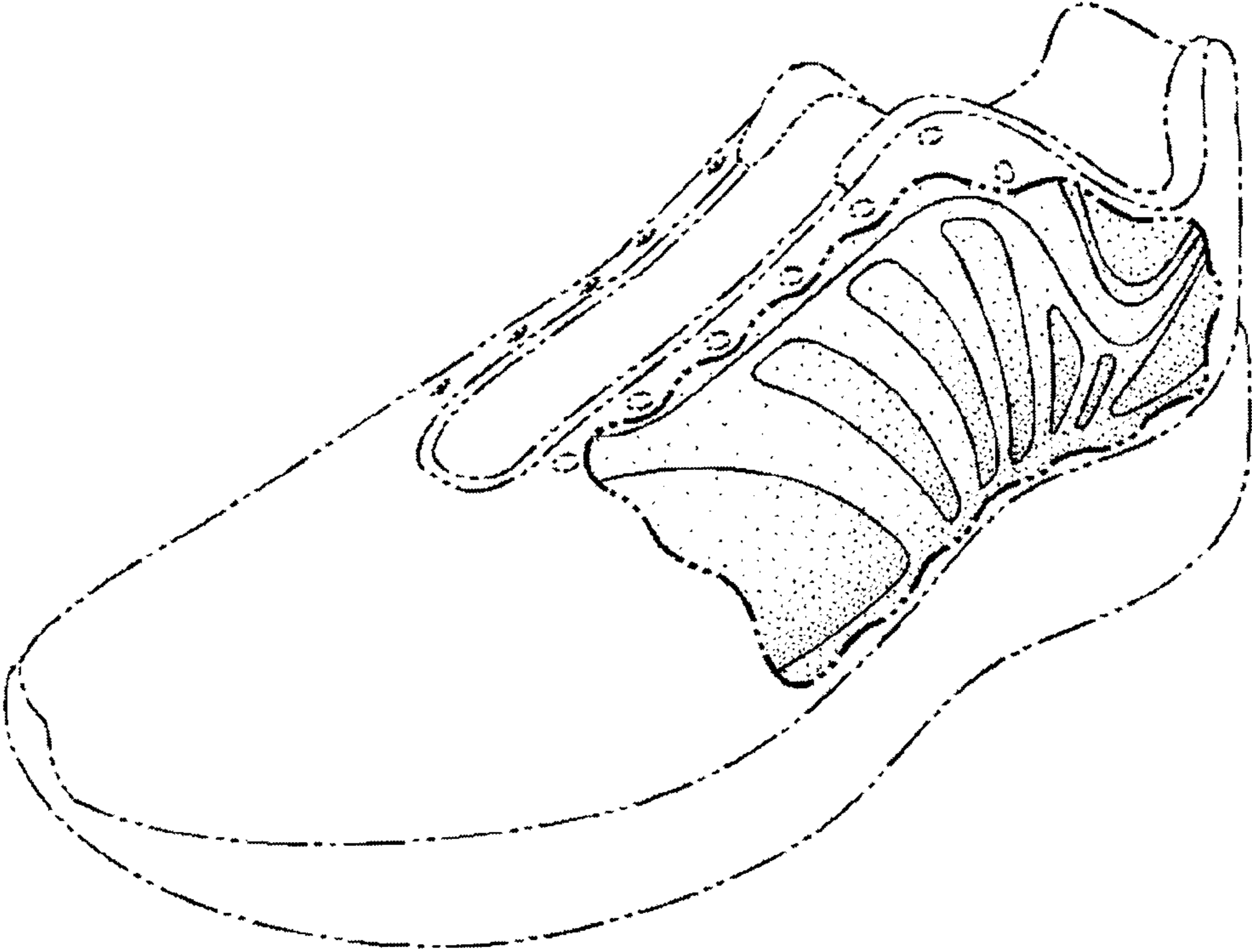


Fig. 1

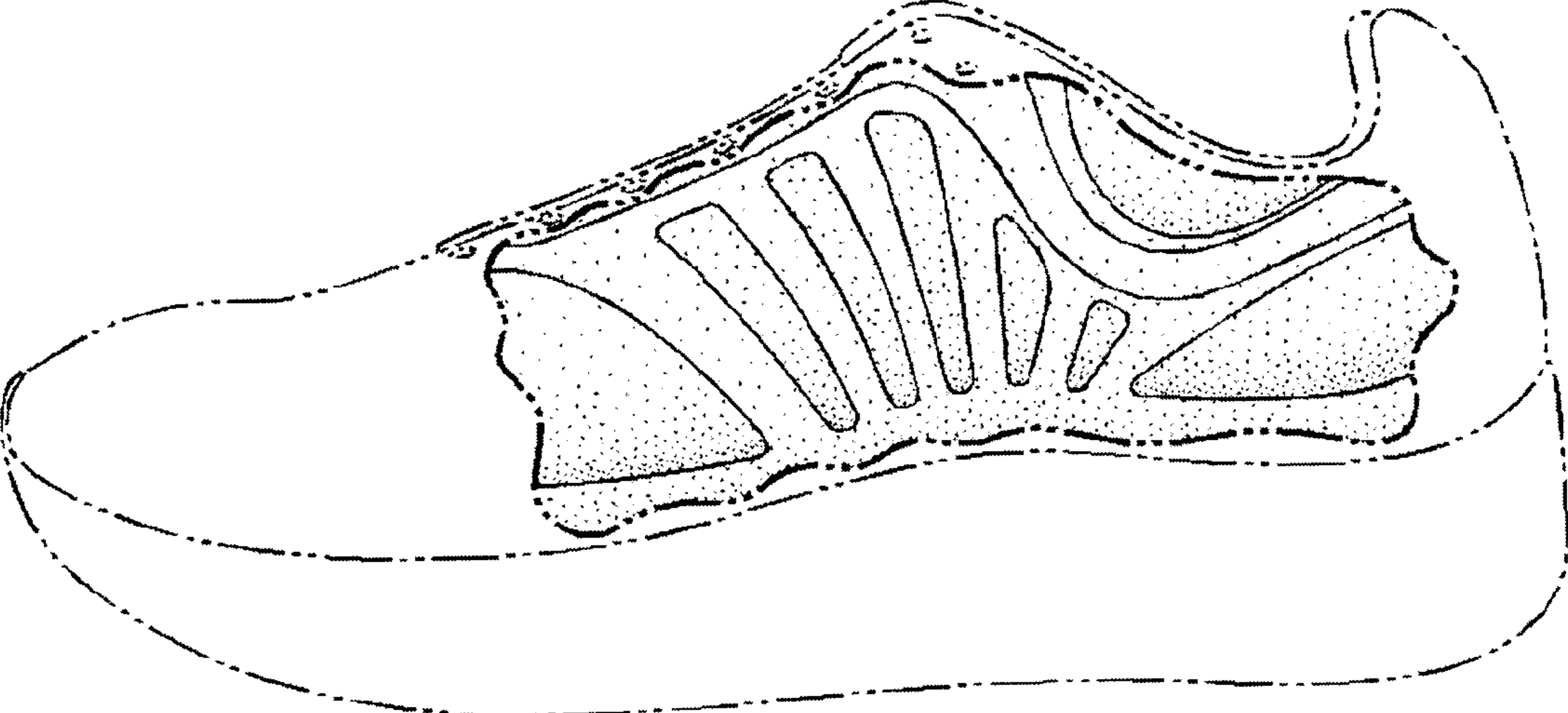


Fig. 2

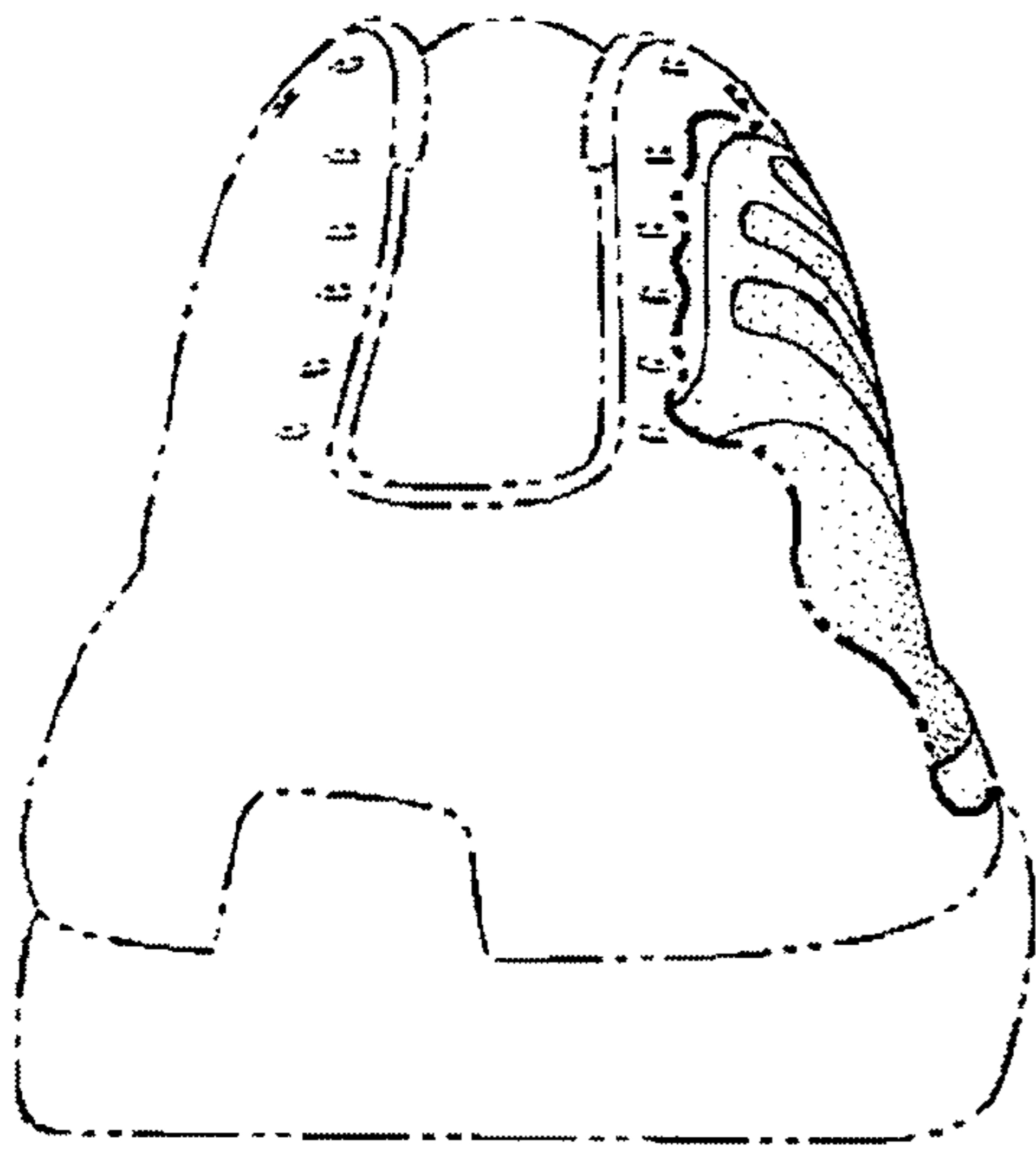


Fig. 3

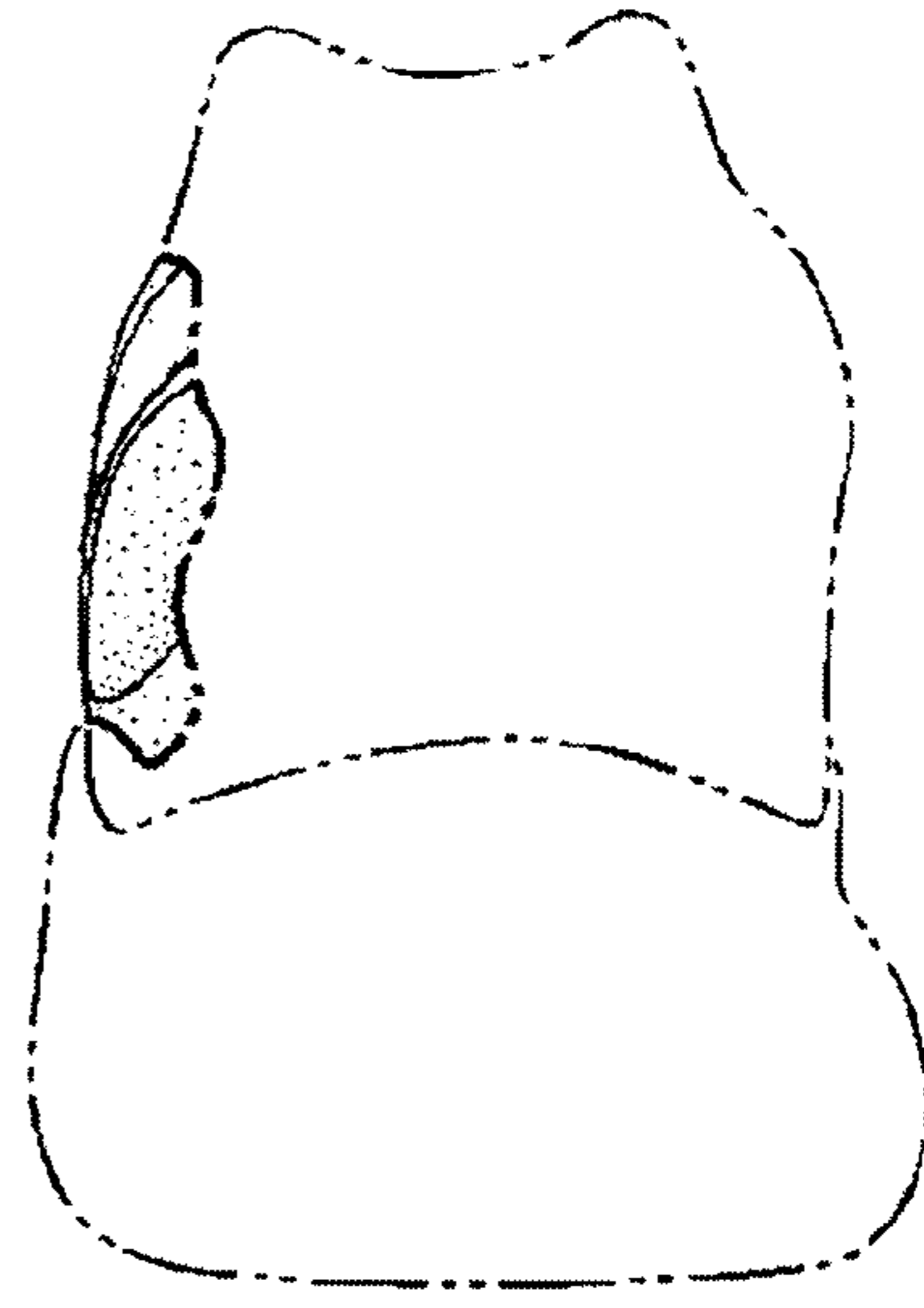


Fig. 4

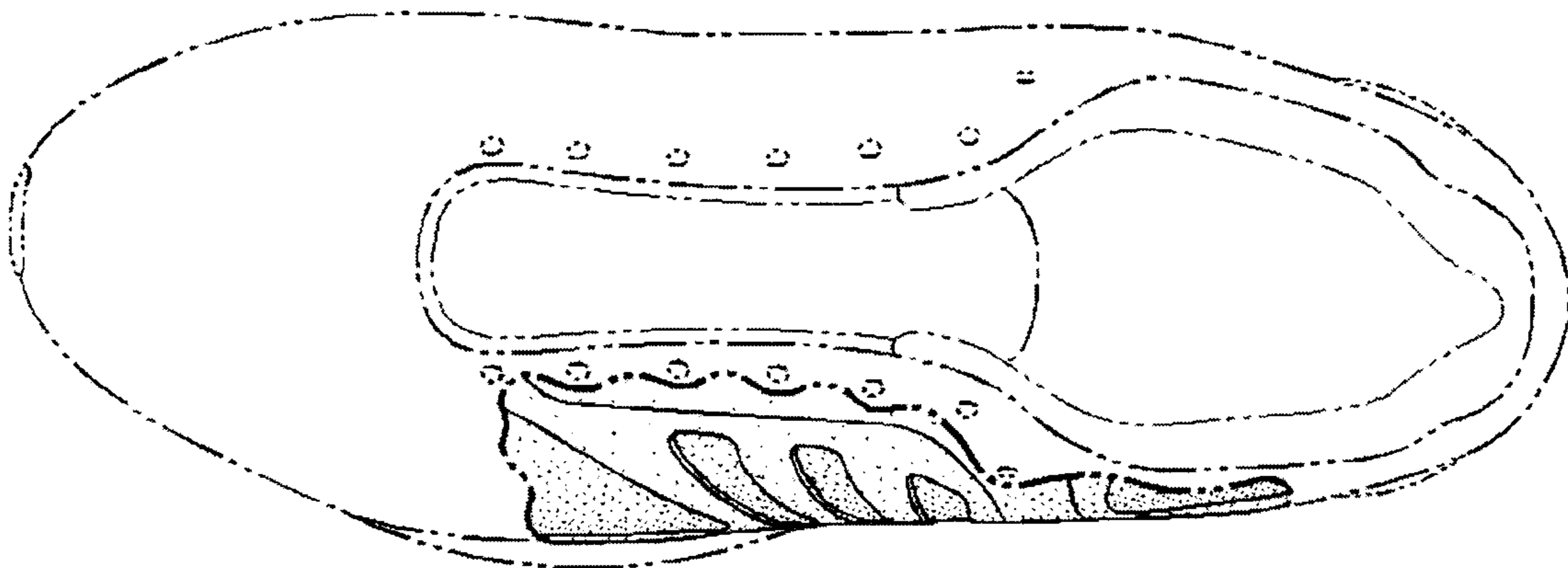


Fig. 5