



US00D510472S

(12) **United States Design Patent** (10) **Patent No.:** **US D510,472 S**
Sokolowski (45) **Date of Patent:** **** Oct. 11, 2005**

(54) **PORTION OF A SHOE MIDSOLE**
(75) Inventor: **Susan L. Sokolowski**, Portland, OR (US)
(73) Assignee: **Nike, Inc.**, Beaverton, OR (US)
(**) Term: **14 Years**
(21) Appl. No.: **29/218,769**
(22) Filed: **Dec. 8, 2004**

D431,898 S 10/2000 Clegg et al.
D433,216 S 11/2000 Avar et al.
D446,387 S 8/2001 McCourt
D446,923 S 8/2001 McCourt
D447,330 S 9/2001 McCourt
D450,437 S 11/2001 Simpson et al.
D462,830 S 9/2002 Greene
D474,581 S 5/2003 Cooper
D474,582 S 5/2003 Cooper
D476,474 S 7/2003 McDowell
D483,936 S 12/2003 Fullum
D483,937 S 12/2003 Fullum
D485,053 S 1/2004 McDowell
D485,975 S 2/2004 McDowell
D498,914 S 11/2004 Sokolowski
D499,248 S 12/2004 Sokolowski
D500,402 S 1/2005 Sokolowski

Related U.S. Application Data

(63) Continuation of application No. 29/202,907, filed on Apr. 7, 2004.
(51) **LOC (8) Cl.** **02-99**
(52) **U.S. Cl.** **D2/964**
(58) **Field of Search** D2/902, 907, 908, D2/943, 944, 964, 972-974, 969; 36/45, 50.1, 77 M, 77 R, 83, 88, 113, 114, 126-131

OTHER PUBLICATIONS

Nike Footwear Catalog Late Spring 2001, pp. M5 & M22, Published Sep. 2000.

(Continued)

Primary Examiner—Dominic Simone
(74) *Attorney, Agent, or Firm*—Banner & Witcoff, Ltd.

(56) **References Cited**

U.S. PATENT DOCUMENTS

D344,174 S 2/1994 Kilgore
D344,398 S 2/1994 Kilgore
D344,399 S 2/1994 Kilgore
D344,400 S 2/1994 Kilgore
D344,401 S 2/1994 Kilgore
D350,018 S 8/1994 Kilgore
D350,019 S 8/1994 Kilgore
D350,020 S 8/1994 Kilgore
D350,225 S 9/1994 Kilgore
D350,227 S 9/1994 Kilgore
D350,433 S 9/1994 Kilgore
5,343,639 A 9/1994 Kilgore et al.
D351,057 S 10/1994 Kilgore
D351,720 S 10/1994 Kilgore
5,353,523 A 10/1994 Kilgore et al.
D351,936 S 11/1994 Kilgore
D352,159 S 11/1994 Kilgore
D352,160 S 11/1994 Kilgore
D354,617 S 1/1995 Kilgore
D429,877 S 8/2000 Lozano et al.


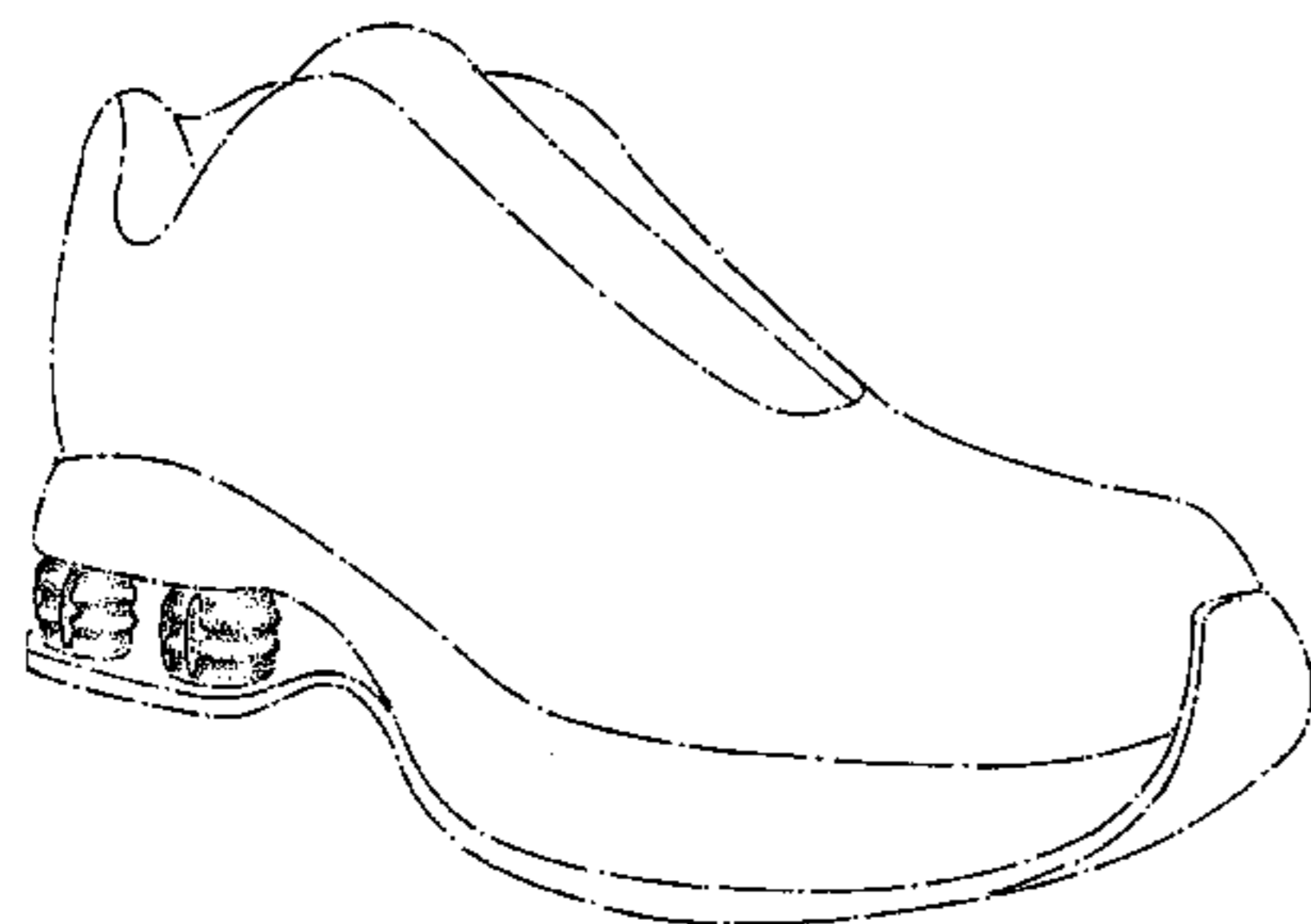
(57) **CLAIM**

The ornamental design for a portion of a shoe midsole, as shown and described.

DESCRIPTION

FIG. 1 is a front perspective view of a portion of a shoe midsole showing my new design;
FIG. 2 is a rear perspective view thereof;
FIG. 3 is a rear view thereof;
FIG. 4 is a side elevational view thereof; and,
FIG. 5 is a cross-section thereof taken along the line 5—5 of FIG. 4.
The broken lines immediately adjacent to the shaded areas represent an unclaimed boundary of the design. The broken line showing of the remainder of the shoe is for illustrative purposes only and forms no part of the claimed design.

1 Claim, 3 Drawing Sheets



OTHER PUBLICATIONS

Nike Footwear Catalog Spring 2002, p. M5, Published Jun. 2001.

Nike Footwear Catalog Fall 2002, pp. M4 & M5, Published Nov. 2001.

Nike Footwear Catalog Spring 2003, pp. M5 & M6, Published Jun. 2002.

Nike Footwear Catalog Holiday 2003, p. M36, Published Mar. 2003.

Nike Footwear Catalog Fall 2004, p. W1, Published Nov. 2003.

Nike Footwear Catalog Holiday 2004, Women's cover & p. M31, Published Mar. 2004.

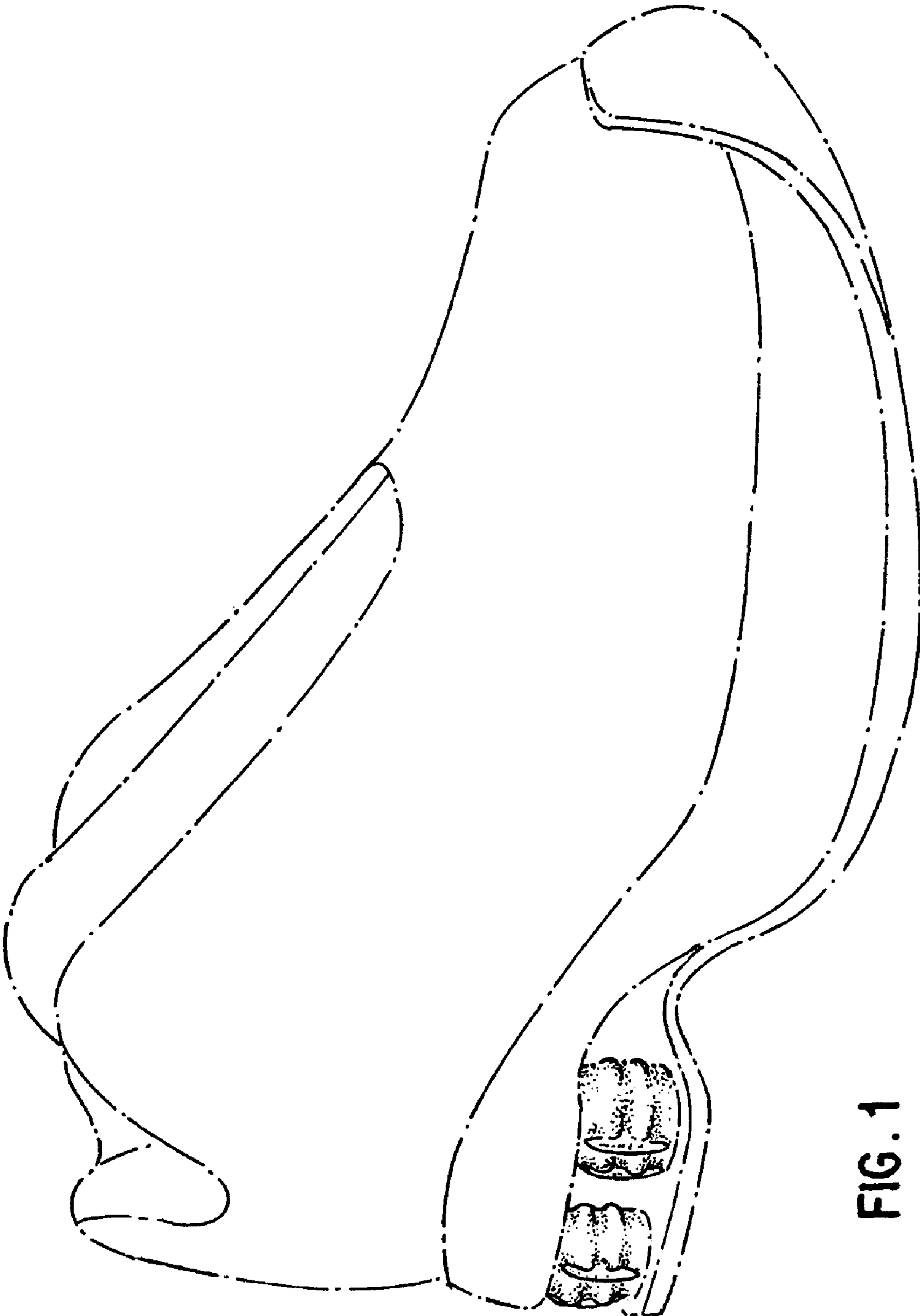


FIG. 1

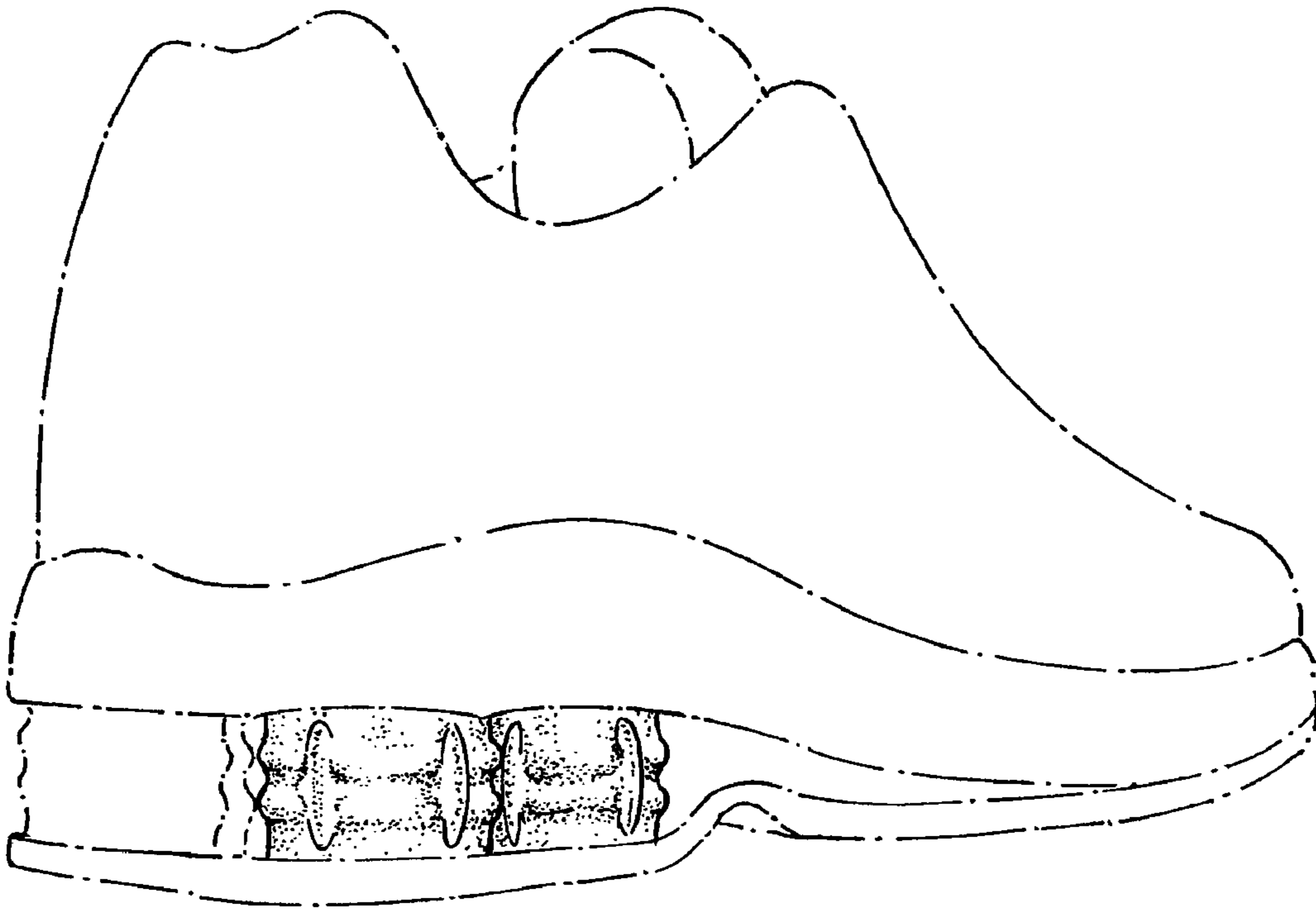


FIG. 2

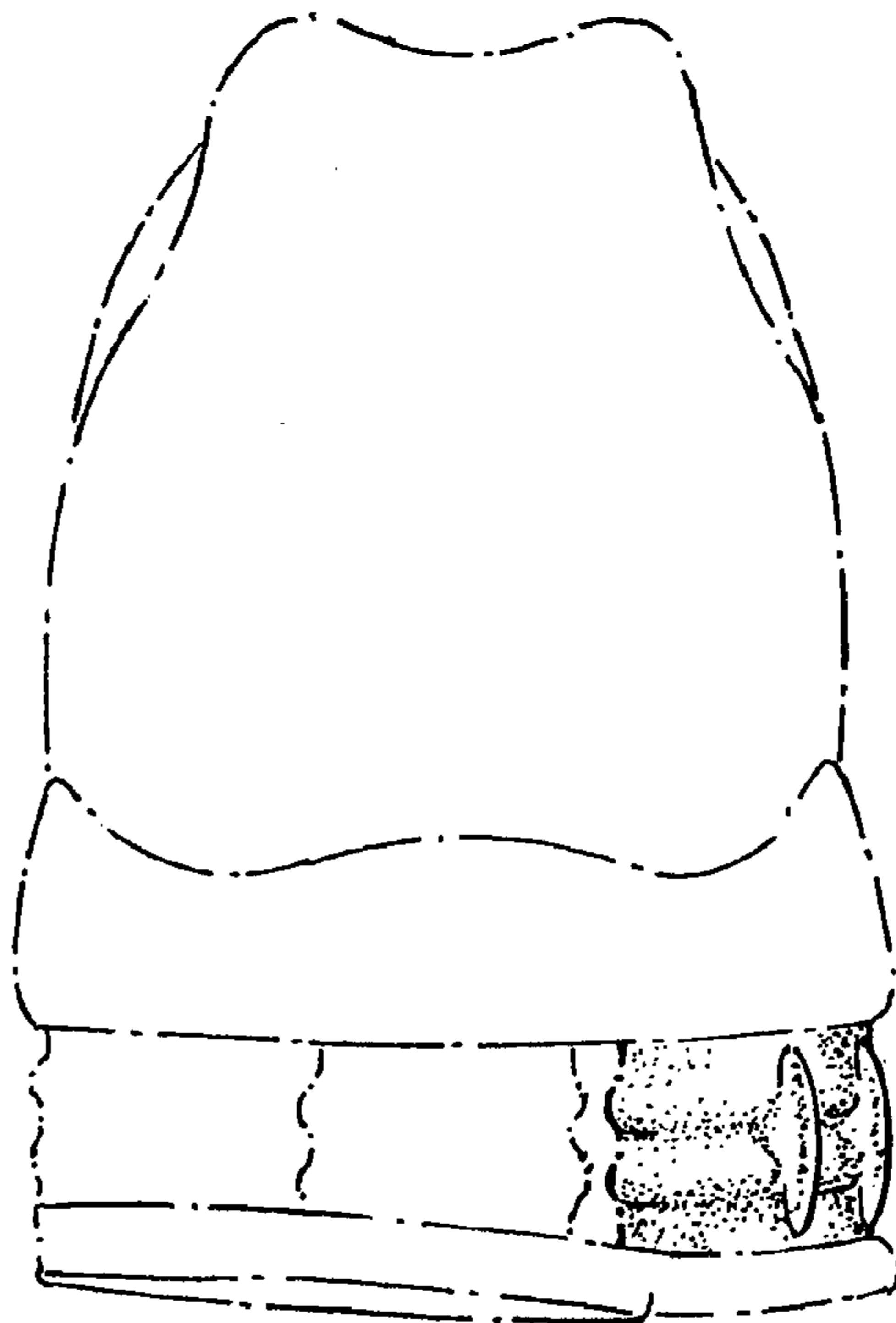


FIG. 3

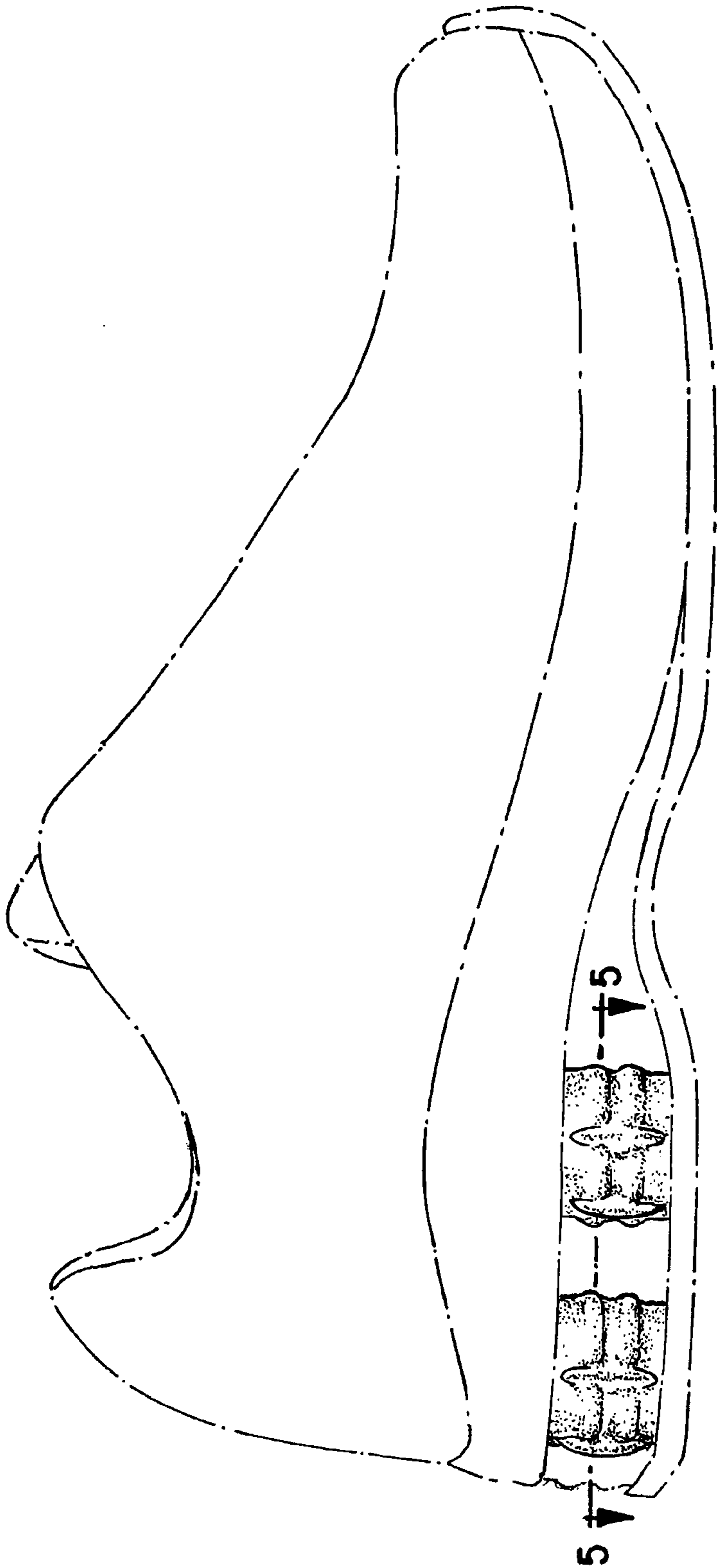


FIG. 4

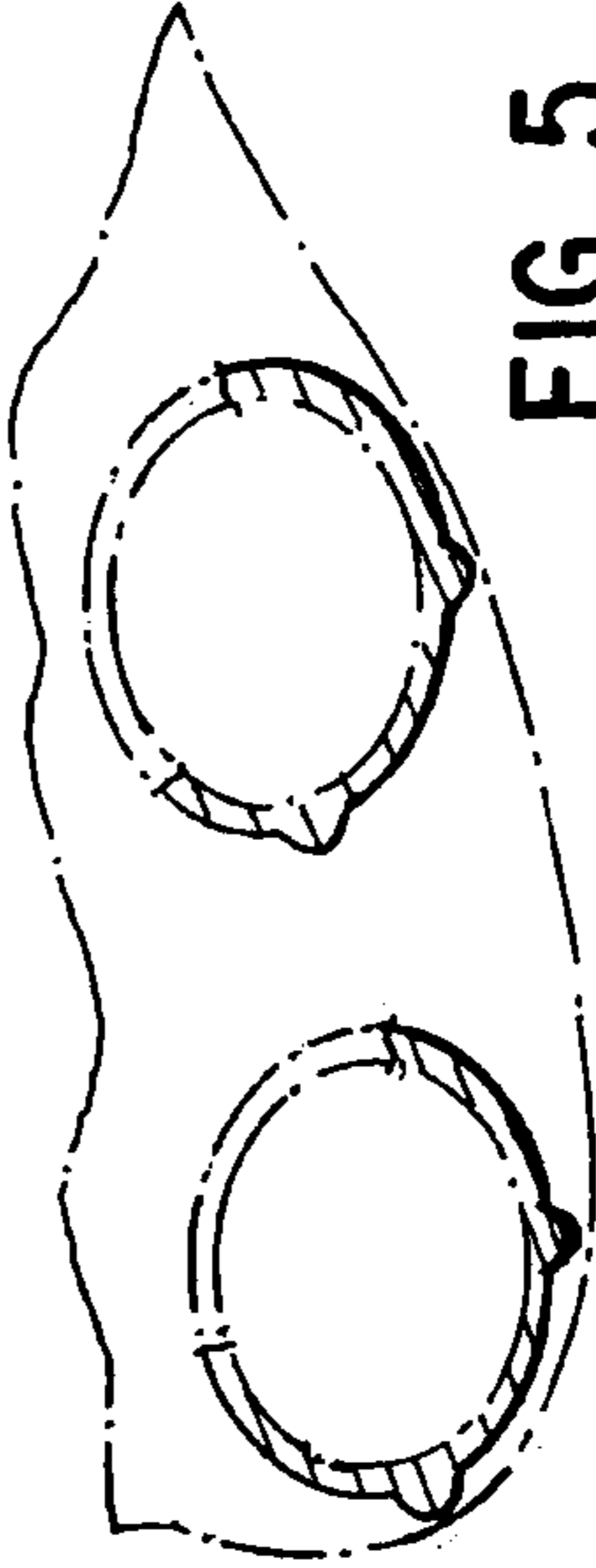


FIG. 5