



US00D510446S

(12) **United States Design Patent**  
**Franson**

(10) **Patent No.:** **US D510,446 S**  
(45) **Date of Patent:** **\*\* Oct. 4, 2005**

(54) **WINDOW COMPONENT EXTRUSION**

D468,029 S \* 12/2002 Salas ..... D25/124

(75) Inventor: **Jeffrey R. Franson**, Maple Valley, WA  
(US)

\* cited by examiner

(73) Assignee: **Mikron Industries, Inc.**, Kent, WA  
(US)

*Primary Examiner*—Doris Clark  
(74) *Attorney, Agent, or Firm*—Black Lowe & Graham  
PLLC

(\*\*) Term: **14 Years**

(57) **CLAIM**

(21) Appl. No.: **29/207,461**

The ornamental design for a window component extrusion,  
as shown and described.

(22) Filed: **Jun. 14, 2004**

**DESCRIPTION**

(51) **LOC (8) Cl.** ..... **25-01**

(52) **U.S. Cl.** ..... **D25/124**

(58) **Field of Search** ..... D25/124, 119,  
D25/125; 52/204.1; 49/DIG. 2, 504

FIG. 1 is a top right perspective view of the window  
component extrusion which is broken in the center indicat-  
ing indefinite length; and,

FIG. 2 is a bottom left perspective view of the window  
component extrusion shown in FIG. 1.

(56) **References Cited**

**U.S. PATENT DOCUMENTS**

D385,364 S 10/1997 Lockbeam

**1 Claim, 1 Drawing Sheet**

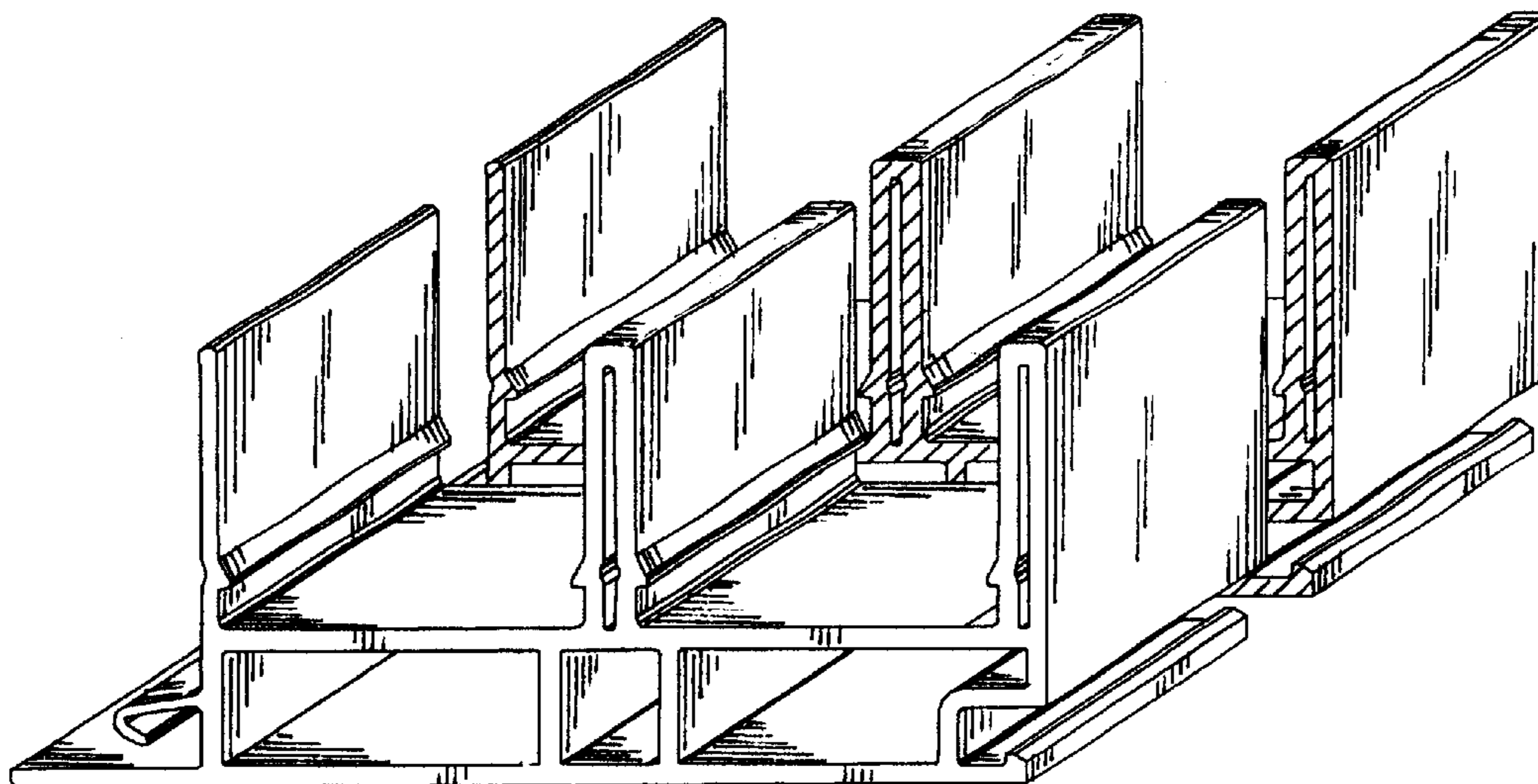


FIG.1

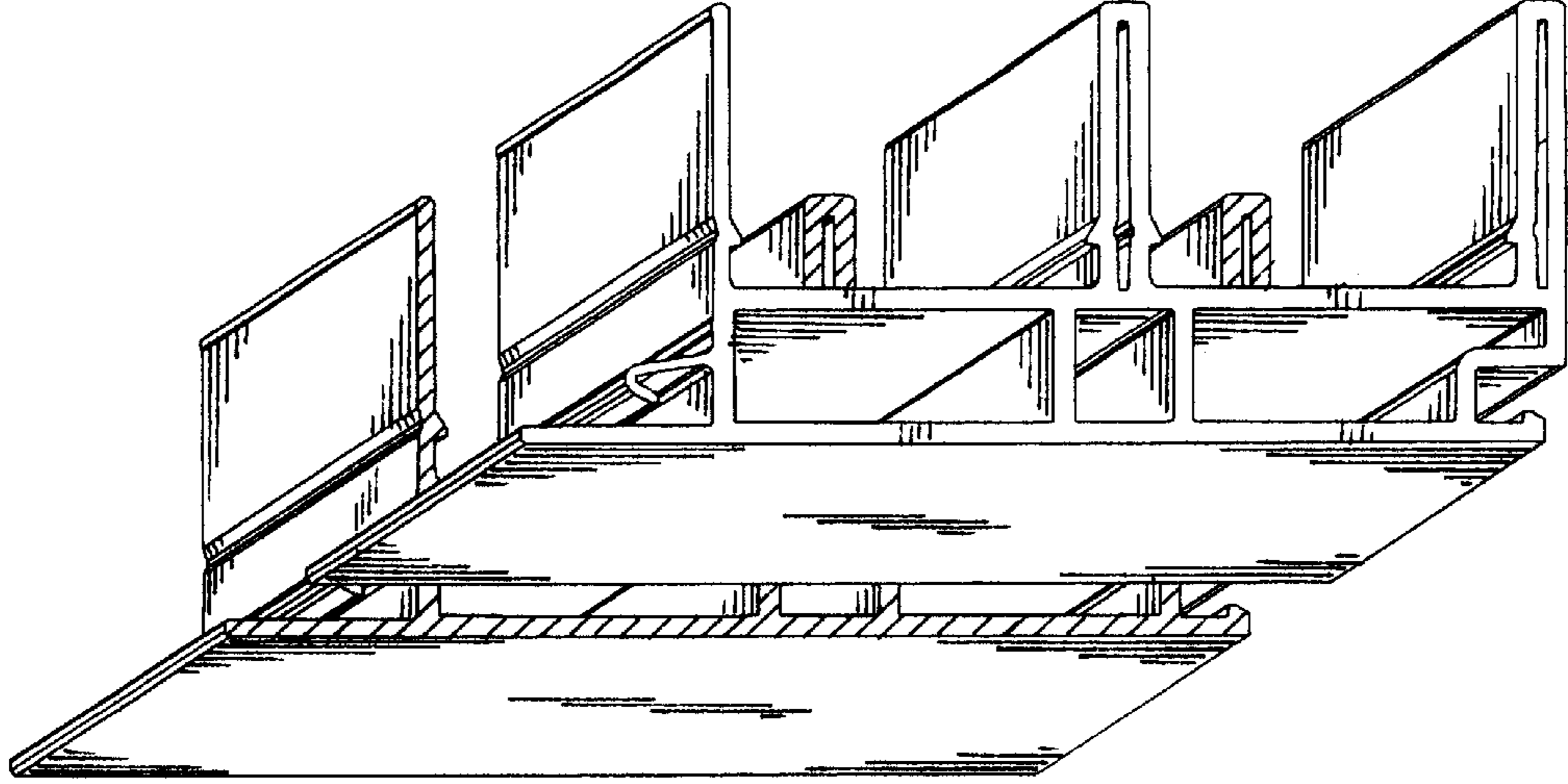
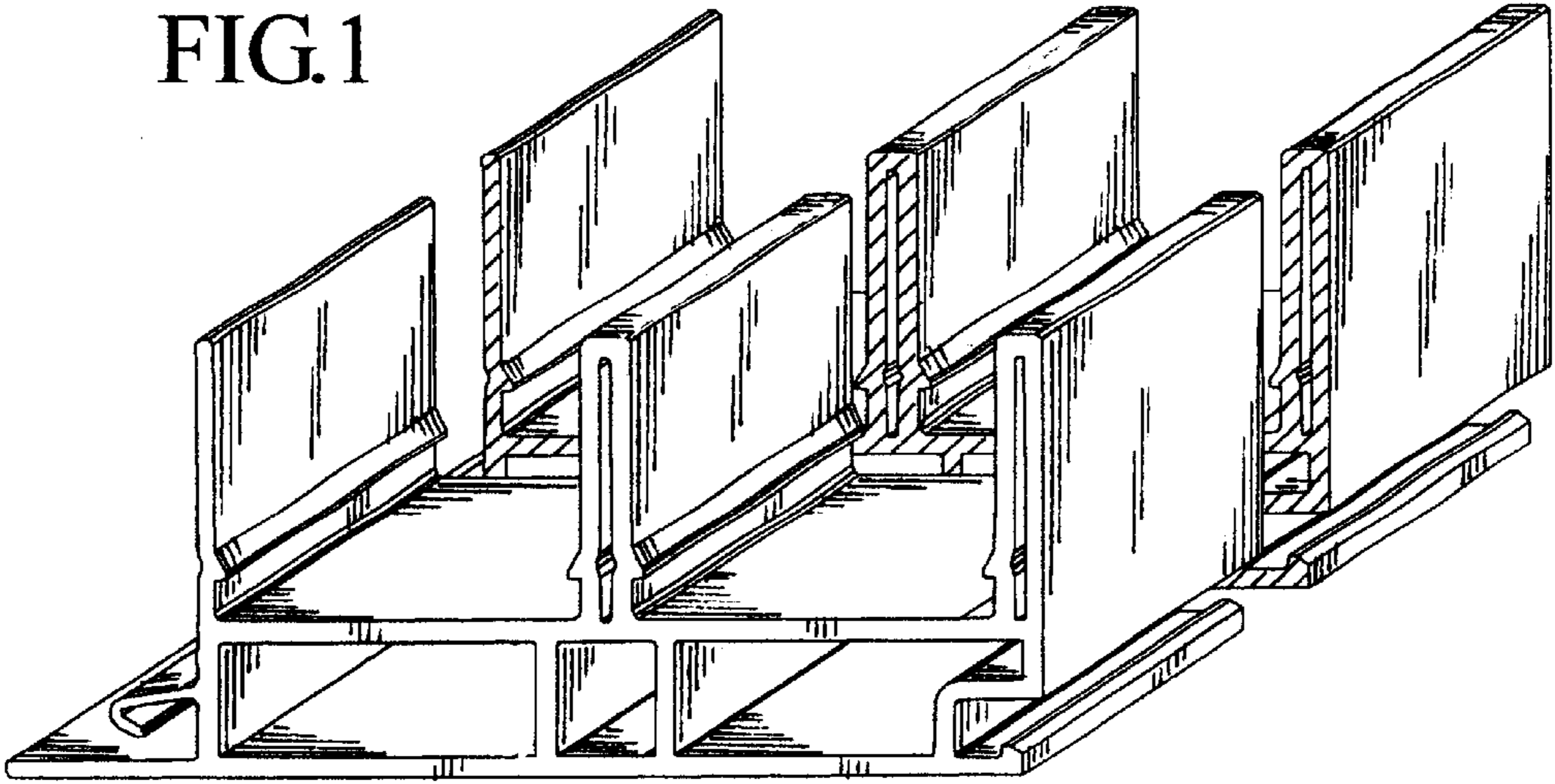


FIG.2