



US00D510434S

(12) **United States Design Patent**
Carlucci et al.

(10) **Patent No.:** **US D510,434 S**

(45) **Date of Patent:** **** *Oct. 4, 2005**

(54) **PANTILINER**

(75) **Inventors:** **Giovanni Carlucci**, Chieti (IT); **Marco DiGiacomantonio**, Foggia (IT)

(73) **Assignee:** **The Procter & Gamble Company**, Cincinnati, OH (US)

(*) **Notice:** This patent is subject to a terminal disclaimer.

(**) **Term:** **14 Years**

(21) **Appl. No.:** **29/204,641**

(22) **Filed:** **Apr. 30, 2004**

(30) **Foreign Application Priority Data**

Nov. 10, 2003 (EM) 99688

(51) **LOC (8) Cl.** **24-04**

(52) **U.S. Cl.** **D24/124**

(58) **Field of Search** D24/125, 124;
604/358, 378, 379, 380, 383, 384, 385.01,
386; D5/47, 53-54, 57, 60-61

(56) **References Cited**

U.S. PATENT DOCUMENTS

D247,372 S * 2/1978 Whitehead D24/125

D393,712 S * 4/1998 Clay D24/125
D439,330 S * 3/2001 Phillips et al. D24/125
D460,176 S * 7/2002 Carlucci et al. D24/125
D482,446 S * 11/2003 Rainville-Lonn et al. .. D24/125

* cited by examiner

Primary Examiner—Ian Simmons

Assistant Examiner—Daniel Yu

(74) *Attorney, Agent, or Firm*—Kevin C. Johnson; Michael S. Kolodesh

(57) **CLAIM**

The ornamental design for a pantiliner, as shown and described.

DESCRIPTION

FIG. 1 is a top perspective view of a pantiliner showing our new design;

FIG. 2 is a top plan view of the pantiliner;

FIG. 3 is a bottom plan view of the pantiliner;

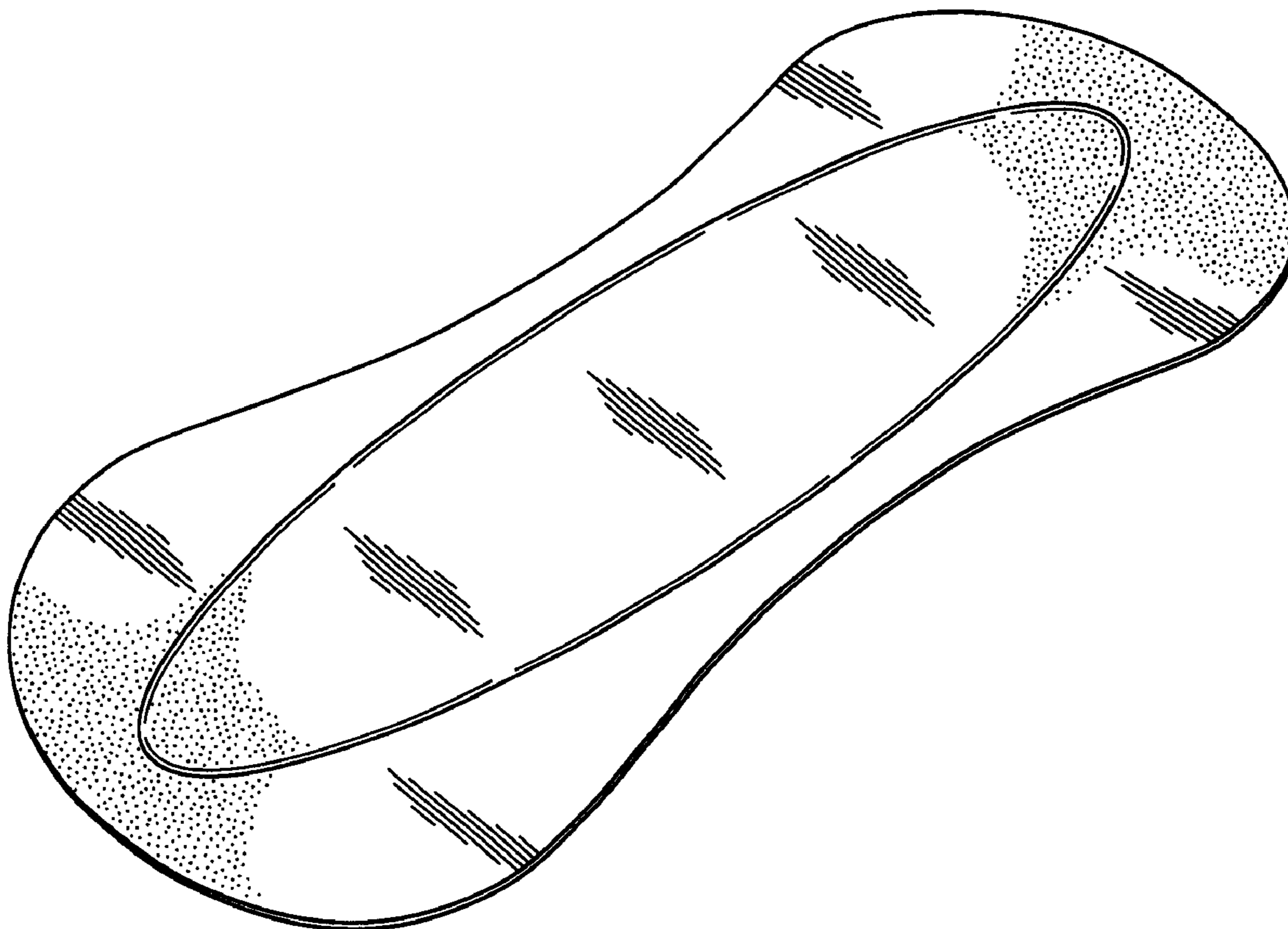
FIG. 4 is an enlarged perspective view of the portion of the pantiliner within the circle 4 in FIG. 3;

FIG. 5 is a side elevation view of the pantiliner;

FIG. 6 is an enlarged cross sectional view of the pantiliner taken along line 6—6 in FIG. 2; and,

FIG. 7 is an end view of the pantiliner.

1 Claim, 2 Drawing Sheets



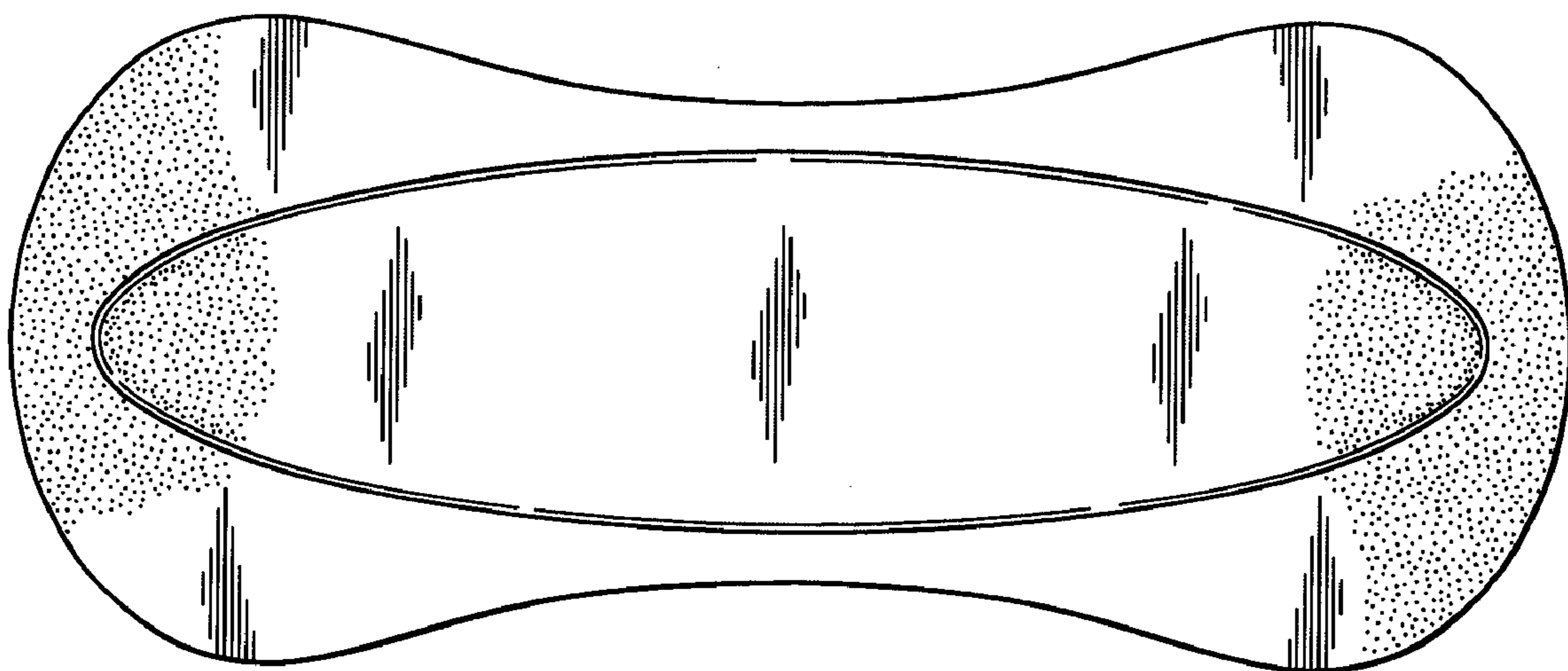
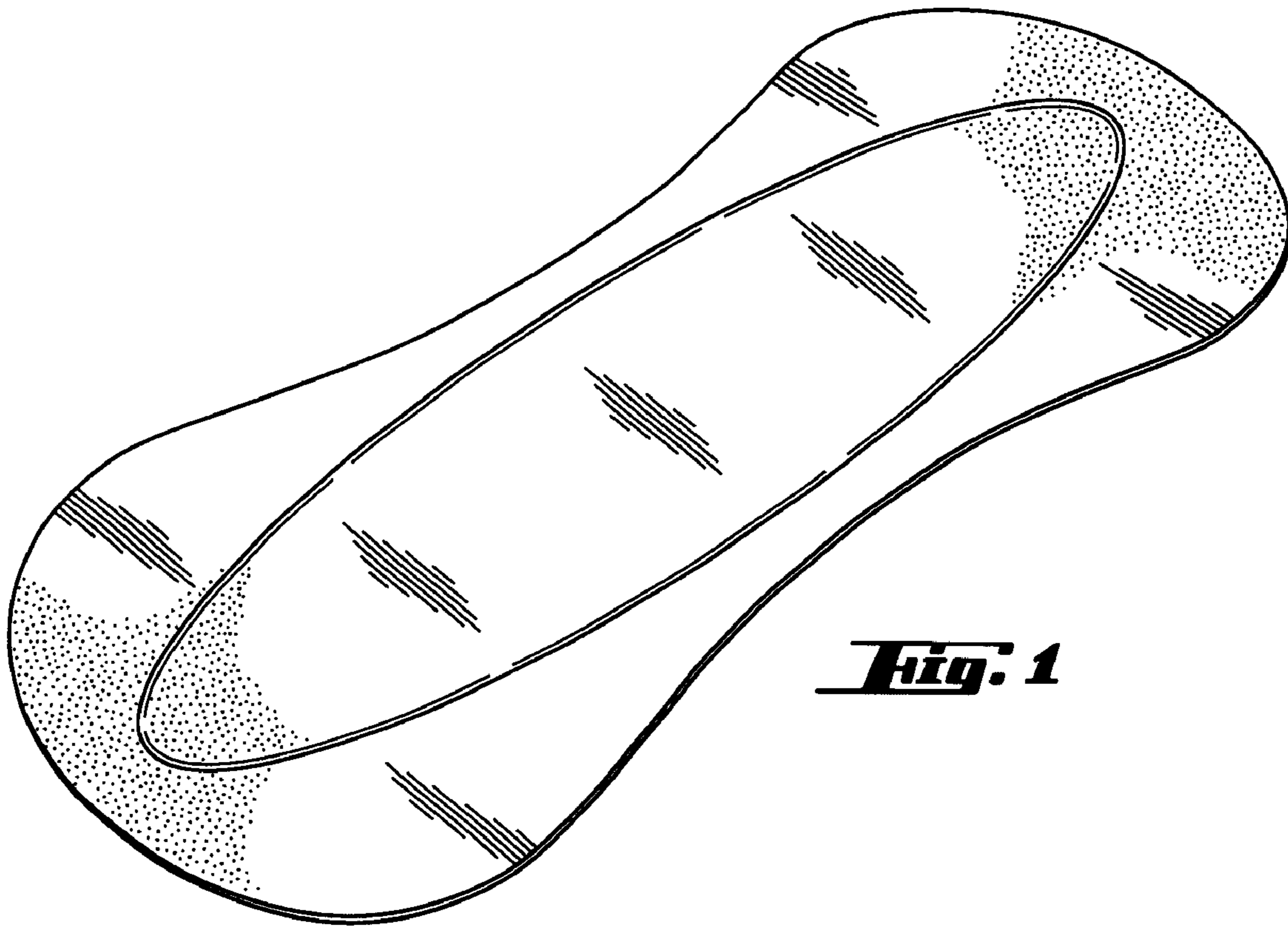


Fig. 2

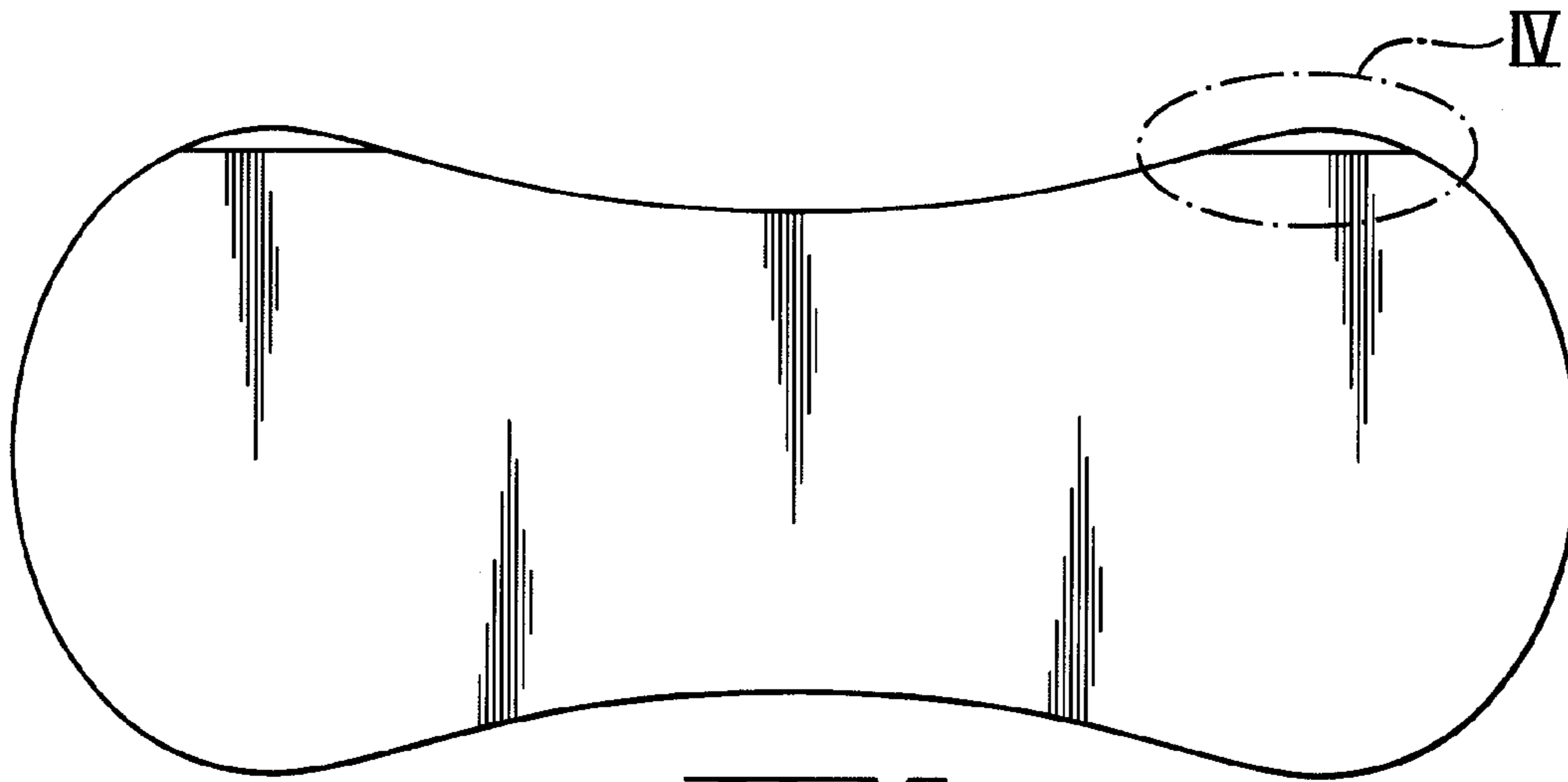


Fig. 3




Fig. 4



Fig. 5

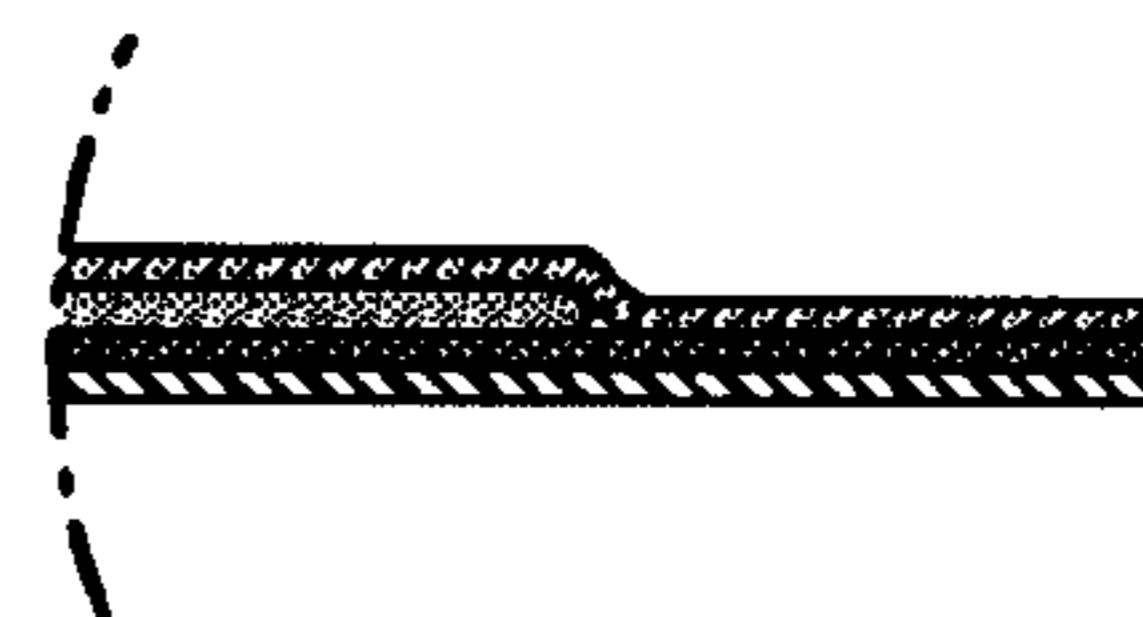


Fig. 6



Fig. 7